














Appendix A

Performance Indicators for Q1 2025/26

PI Status		Long Term Trends		Short Term Trends	
	Alert		Improving		Improving
	Warning		No Change		No Change
	OK		Getting Worse		Getting Worse
	Unknown				
	Data Only				

Planning and Planning Policy

PI Code & Short Name	Managed by	Ownership Portfolio Owners	Q1 2025/26			Trend compared to previous quarter	Quarterly Status	Latest Note
			Value	Target	Year to Date			
NI154 Net additional homes provided	Development and Place	Sustainable Growth and Economy	150	157	150			The target has significantly increased and until new sites are allocated as part of Gedling's emerging Local Development Plan, it is unlikely

PI Code & Short Name	Managed by	Ownership Portfolio Owners	Q1 2025/26			Trend compared to previous quarter	Quarterly Status	Latest Note
			Value	Target	Year to Date			
								the new target will be met.
NI155 Number of affordable homes delivered (gross)	Development and Place	Sustainable Growth and Economy	40	19	40	↑	✓	
NI157a Percentage of Major planning applications processed within 13 weeks	Development and Place	Sustainable Growth and Economy	100.00%	92.00%	100.00%	-	✓	
NI157b Percentage of Minor planning applications processed within 8 weeks	Development and Place	Sustainable Growth and Economy	94.74%	86.00%	94.74%	↑	✓	
NI157c Percentage of other planning applications processed within 8 weeks	Development and Place	Sustainable Growth and Economy	91.75%	80.00%	91.75%	↑	✓	

Public Protection

PI Code & Short Name	Managed by	Ownership Portfolio Owners	Q1 2025/26			Trend compared to previous quarter	Quarterly Status	Latest Note
			Value	Target	Year to Date			

PI Code & Short Name	Managed by	Ownership Portfolio Owners	Q1 2025/26			Trend compared to previous quarter	Quarterly Status	Latest Note
			Value	Target	Year to Date			
LI118 Number of long term (over 12 months) empty homes in the Borough returned to use as a result of Gedling Borough Council intervention	Public Protection	Sustainable Growth and Economy	16	18	16	↑	⬮	Very slightly behind target by 2 properties. All 16 properties returned to use were "high risk" in accordance with the LGA guidance scoring matrix.