


















# Quarter 4 and Year End Performance Indicators 2024/25 report

PI Status		Long Term Trends		Short Term Trends	
	Alert		Improving		Improving
	Warning		No Change		No Change
	OK		Getting Worse		Getting Worse
	Unknown				
	Data Only				

## PLACE

PI Code & Short Name	Responsible OUs	Portfolio Owners	Quarterly Status	Q4 2024/25		2024/25		Annual Status	Trend compared to last year	Latest Note
				Value	Target	Value	Target			
NI191 Residual household waste per household in Kg	Transport and Waste Services	Environmental Services (Operations)		—	—	444.2kg	580kg			
NI192 Percentage of household waste sent for reuse,	Transport and Waste Services	Environmental Services (Operations)		—	—	34.31%	34.00%			

PI Code & Short Name	Responsible OUs	Portfolio Owners	Quarterly Status	Q4 2024/25		2024/25		Annual Status	Trend compared to last year	Latest Note
				Value	Target	Value	Target			
recycling and composting										