



















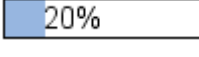





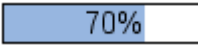
# Quarter 3 Performance Report


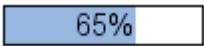
| PI Status   |           | Action Status   |                          | Short Term Trends  |               |
|---|-----------|---|--------------------------|--|---------------|
|  | Alert     |  | Cancelled                |  | Improving     |
|  | Warning   |  | Overdue; Neglected       |  | No Change     |
|  | OK        |  | Check Progress           |  | Getting Worse |
|  | Unknown   |  | Not Started; In Progress |  |               |
|  | Data Only |  | Completed                |  |               |






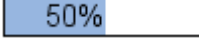


## Portfolio Owners Environment

| Title  | Service Area                               | Status  | Completion Date | Progress Bar  | Notes   |
|--|--|---|-----------------|---|---|
| Develop and implement a long term strategy for the improvement of Gedling Country Park | Director of Health and Community Wellbeing |  | 31-Mar-2021     | <div style="border: 1px solid black; width: 100px; height: 15px; background-color: #4f81bd; position: relative;"> <span style="position: absolute; right: 5px; top: 5px;">75%</span> </div> | A high-level ambitious development plan has been produced for Members to prioritise. This involves a range of actions that sensitively develop the facilities on the site whilst having regard to it and the ecology plan that provide a back drop to all activities on the park. The two new viewing platforms and the car park extension completed this year have been significant additions to this green flag destination park venue. |
| Develop and implement a plan to enhance existing                                       | Parks and Street Care                      |  | 31-Mar-2021     | <div style="border: 1px solid black; width: 100px; height: 15px; background-color: #4f81bd; position: relative;"> <span style="position: absolute; right: 5px; top: 5px;">50%</span> </div> |   |

|  |                       |   |             |  |  |
|--|-----------------------|---|-------------|--|--|
| parks and open spaces  |                       |   |             |  |  |
| Review the asset stock for Allotments to meet current and future demand                        | Parks and Street Care |    | 31-Mar-2021 |    |  |
| Review and develop availability and quality of Council public toilets                          | Property Services     |    | 31-Mar-2021 |    |  |
| Develop and implement a Carbon Reduction Strategy aligned with key partners across the borough | Chief Executive       |  | 31-Mar-2021 |  | We are currently working collaboratively with other Nottinghamshire Local Authorities and the D2N2 Local Enterprise Partnership (the LEP) on the Climate Emergency Agenda through the Environmental Strategy Working Group, recognising that the energy, climate and sustainability agenda does not respect Local Authority boundaries. This Group meets on a regular basis utilising a workshop approach that is addressing the challenges laid out in the overarching D2N2 LEP Energy Strategy. We have engaged APSE to produce a carbon baseline position for our current operations, and this will be used to prepare a Gedling Carbon |

|   |                              |   |             |  |   |
|---|------------------------------|---|-------------|--|---|
|   |                              |   |             |  | Management Action Plan to be presented to Cabinet in March/April 2021.  |
| Produce and implement a practical and robust borough wide action plan to tackle a climate emergency                                 | Development Services         |    | 31-Mar-2021 |    | We are currently working collaboratively with other Nottinghamshire Local Authorities and the D2N2 Local Enterprise Partnership (the LEP) on the Climate Emergency Agenda through the Environmental Strategy Working Group. This partnership work enables a clear oversight to the work going on across the County, and allows Local Authorities to identify areas of collaboration and joint working, investment and a sharing of resources. |
| Approve and implement a plan of action to increase levels of recycling and reduce contamination levels and levels of residual waste | Transport and Waste Services |  | 31-Mar-2021 |  | Recycling educational material was sent through to our comms team in the run up to the festive period to post on social media to inform residents on what can be recycled relating to Christmas cards, wrapping paper, food waste and what can go in the recycling bin.   |

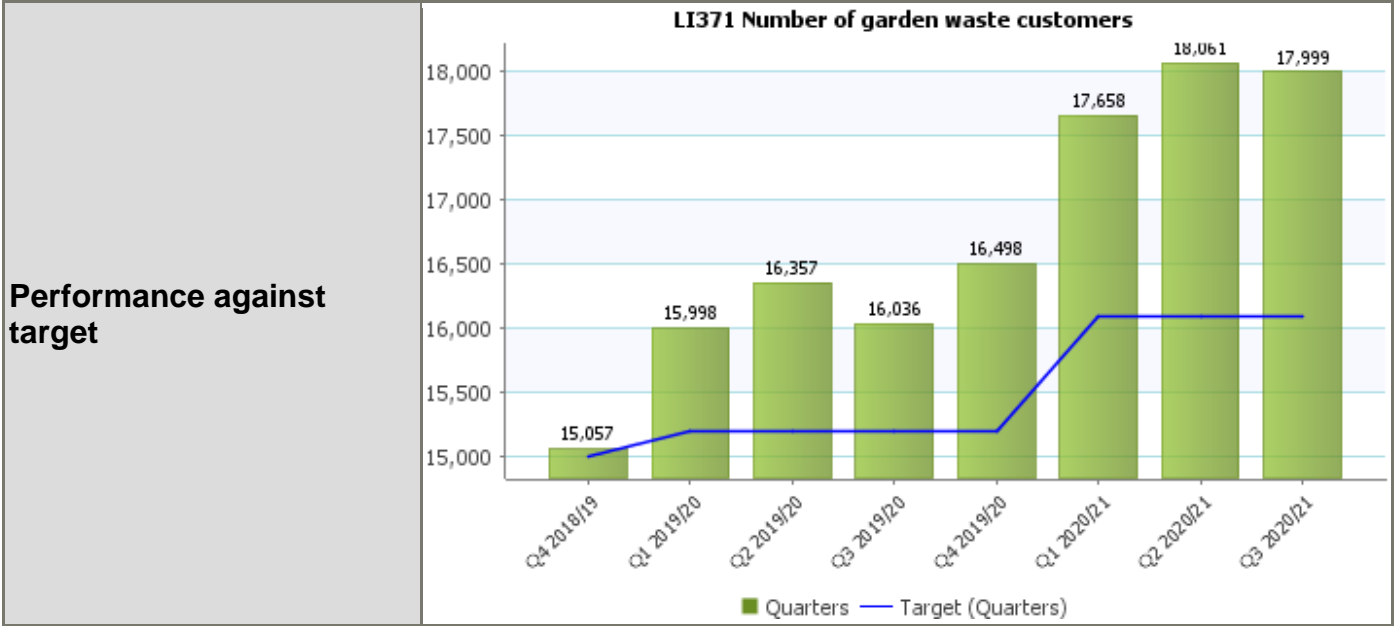
|   |                              |   |                    |  |   |
|---|------------------------------|---|--------------------|--|---|
| <p>Promote and support community based 'clean up' initiatives including the seasonal big clean events</p> | <p>Parks and Street Care</p> |  | <p>31-Mar-2021</p> |  | <p>A 'Partnership' 5 days of Community Activity in Netherfield, titled the Netherfield Community Activity Intensification Plan took place over 5 weeks starting at the end of September and going on into October to include internal, (PASC Street Cleansing, Community Safety Wardens), and external, (Police), partners. This planned activity involves responsive and reactive activity for a wide range of issues, including fly-tipping, Graffiti, refuse bins on streets and litter due to parked vehicles. It involved leaflet letterbox drops and 'knocking on doors' as well as intensive Street Cleaning Operations to remove graffiti and fly-tips and to cleanse dense urban housing area streets and Netherfield Town Centre. This initiative was carried out to support local residents and help to improve their environment whilst getting the message out about</p> |
|---|------------------------------|---|--------------------|--|---|

|  |                              |   |             |  |  |
|--|------------------------------|---|-------------|--|--|
|  |                              |   |             |  | enviro-crime and the need to recycle.  |
| Maintain the Council's commitment as a 'Plastic Clever Council'  | Parks and Street Care        |    | 31-Mar-2021 |    | Burton Road Jubilee Park has been identified as a site for a drinking fountain. This has been installed to enable local residents to refill their bottles when using the parks facilities.   |
| Make arrangements to offer every household one free bulky waste collection every year and provide additional waste collection at Christmas | Transport and Waste Services |  | 31-Mar-2021 |  | The free bulky waste collection service will start on Monday 11th January 2021 and will be provided Monday to Friday up to the 26th February 2021.<br><br>Over the festive period we collected up to 2 additional domestic waste bags, additional recycling and glass waste for residents between the dates of 28th December 2020 through to the 8th January 2021. |
| Develop and implement a plan to enhance and seek external funding for existing play areas  | Parks and Street Care        |  | 31-Mar-2021 |  |  |
| Develop and implement a plan to raise awareness of and maximise usage of our local parks, play areas and open spaces                       | Parks and Street Care        |  | 31-Mar-2021 |  |  |

**LI371 Number of garden waste customers**

|                      |                              |                                      |   |
|----------------------|------------------------------|--------------------------------------|---|
| <b>Service Area</b>  | Transport and Waste Services | <b>Status</b>                        | ✓   |
| <b>Current Value</b> | <b>Current Target</b>        | <b>Trend Compared to Last Period</b> | <b>Trend Compared to Average of Previous 4 Quarters</b> |
| 17,999               | 16,100                       | ↓                                    | ↑   |

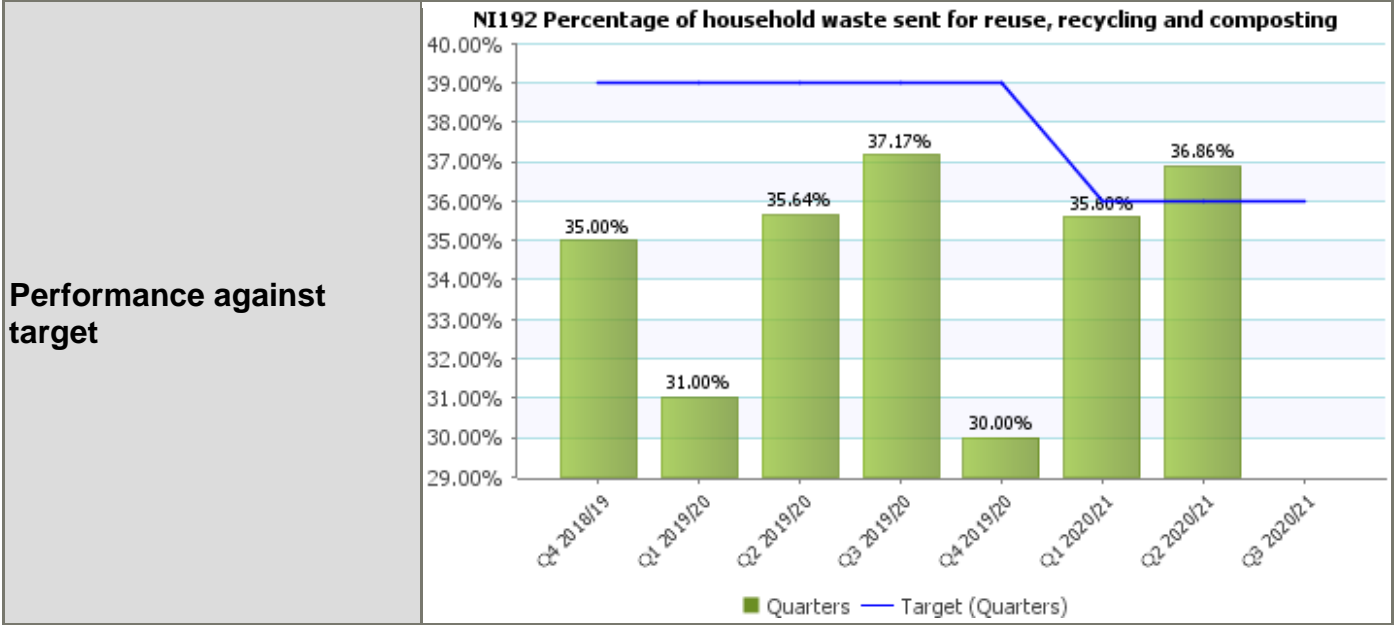
**Latest Note** Slight decrease in active members from Q2 but still ahead of target.



**NI192 Percentage of household waste sent for reuse, recycling and composting**

|                      |                              |                                      |   |
|----------------------|------------------------------|--------------------------------------|---|
| <b>Service Area</b>  | Transport and Waste Services | <b>Status</b>                        |   |
| <b>Current Value</b> | <b>Current Target</b>        | <b>Trend Compared to Last Period</b> | <b>Trend Compared to Average of Previous 4 Quarters</b> |
|                      | 36.00%                       |                                      |   |

**Latest Note** At the time of this report we are still awaiting figures from County.



**NI191 Residual household waste per household in Kg**

|                      |                              |                                      |   |
|----------------------|------------------------------|--------------------------------------|---|
| <b>Service Area</b>  | Transport and Waste Services | <b>Status</b>                        |   |
| <b>Current Value</b> | <b>Current Target</b>        | <b>Trend Compared to Last Period</b> | <b>Trend Compared to Average of Previous 4 Quarters</b> |
|                      | 140kg                        |                                      |   |

**Latest Note** At the time of this report we are still awaiting figures from County.

