

Agenda

Audit Committee

Date: **Tuesday 10 December 2024**

Time: **6.00 pm**

Place: **Council Chamber**

For any further information please contact:

Democratic Services

committees@gedling.gov.uk

0115 901 3844

Audit Committee

Membership

Chair Councillor Kyle Robinson-Payne

Vice-Chair Councillor Sandra Barnes

Councillor Stuart Bestwick
Councillor Helen Greensmith
Councillor Paul Hughes
Councillor Alison Hunt
Councillor Ruth Strong
Jonathan Causton

WEBCASTING NOTICE

Please note that this meeting will be live streamed on the Council's YouTube channel and via the website (www.gedling.gov.uk). At the start of the meeting the Chair will confirm if all or part of the meeting is being broadcast.

You should be aware that the Council is a Data Controller under the Data Protection Act. Data collected during this webcast will be retained in accordance with the Council's published policy.

For more information about how your personal data is collected and used please view our privacy notice <https://www.gedling.gov.uk/elections-privacy/>

Responsibility of Audit Committee:

Statement of purpose

- a) The Audit Committee is a key component of Gedling Borough Council's corporate governance. It provides an independent and high-level focus on the audit, assurance and reporting arrangements that underpin good governance and financial standards.
- b) The purpose of the Audit Committee is to provide independent assurance to the Council of the adequacy of the risk management framework and the internal control environment. It provides independent review of Gedling Borough Council's governance, risk management and control frameworks and oversees the financial reporting and annual governance processes. It oversees internal audit and external audit, helping to ensure efficient and effective assurance arrangements are in place.

Governance, risk and control

- c) To review the Council's corporate governance arrangements including the Local Code of Corporate Governance.
- d) To review the Annual Governance Statement prior to approval and consider whether it properly reflects the risk environment and supporting assurances, taking into account internal

audit's opinion on the overall adequacy and effectiveness of the council's framework of governance, risk management and control.

e) To consider the council's arrangements to secure value for money and review assurances and assessments on the effectiveness of these arrangements.

f) To consider the council's framework of assurance and ensure that it adequately addresses the risks and priorities of the council.

g) To consider and monitor the effective development and operation of risk management in the council.

h) To monitor progress in addressing risk-related issues reported to the committee.

i) To consider reports on the effectiveness of internal controls and monitor the implementation of agreed actions.

j) To review the assessment of fraud risks and potential harm to the council from fraud and corruption.

k) To consider and monitor the counter-fraud strategy, actions and resources.

Internal audit

l) To approve the internal audit charter defining the role and scope of internal audit.

m) To approve the risk-based internal audit plan, including internal audit's resource requirements, the approach to using other sources of assurance and any work required to place reliance upon those other sources.

n) To make appropriate enquiries of both management and the Head of Internal Audit to determine if there are any inappropriate scope or resource limitations.

o) To consider reports from the Head of Internal Audit on internal audit's performance during the year, including the performance of external providers of internal audit services.

p) To consider the Head of Internal Audit's annual report confirming compliance with auditing standards and the opinion on the overall adequacy and effectiveness of the council's framework of governance, risk management and control - these will assist the committee in reviewing the Annual Governance Statement.

q) To consider summaries of specific internal audit reports as requested.

r) To receive reports outlining the action taken where the head of internal audit has concluded that management has accepted a level of risk that may be unacceptable to the authority or there are concerns about progress with the implementation of agreed actions.

s) To consider a report on the effectiveness of internal audit to support the Annual Governance Statement, where required to do so by the Accounts and Audit Regulations.

t) To support effective communication with the Head of Internal Audit.

External audit

u) To consider the external auditor's annual letter, relevant reports and the report to those charged with governance.

v) To consider specific reports as agreed with the external auditor.

w) To comment on the scope and depth of external audit work and to ensure it gives value for money.

x) To advise and recommend on the effectiveness of relationships between external and internal audit and other inspection agencies or relevant bodies.

Financial reporting

y) To consider and approve the annual statement of accounts. Specifically, to consider whether appropriate accounting policies have been followed and whether there are concerns arising from the financial statements or from the audit that need to be brought to the attention of the Council.

z) To consider the external auditor's report to those charged with governance on issues arising from the audit of the accounts.

Accountability arrangements

aa) To report to those charged with governance on the Committee's findings, conclusions and recommendations concerning the adequacy and effectiveness of their governance, risk management and internal control frameworks, financial reporting arrangements, and internal and external audit functions.

AGENDA

Page

4	Audit completion report 2021/22	7 - 184
	Report of the external auditors, Mazars	
5	Combined audit strategy memorandum and completion report 2022/23	185 - 370
	Report of the external auditors, Mazars	
6	Value for money and progress report	371 - 387
	Report of the external auditors, Mazars	

This page is intentionally left blank



Report to Audit Committee

Subject: Mazars External Audit report 2021/22

Date: 10 December 2024

Author: Chief Finance and Section 151 Officer

1. Purpose of the Report

To inform Members of the key findings arising from Mazars (the Council's external auditors) audit work in respect of 2021/22.

Recommendations:

That Members:

- Note the Mazars external audit report for 2021/22.

2. Background

It is a requirement that the Council's financial statements are audited on an annual basis and that in addition the auditors undertake all work necessary to support their conclusion on value for money (VFM).

3. Proposal

As external auditors, Mazars have completed the audit of the Council's financial statements for 2021/22, and their Audit Completion Report is attached at Appendix 1.

Mazars had initially undertaken a significant amount of audit work on the 2021/22 Financial statements however, In July 2022 the Council uncovered a significant fraud which led to a revision of the audit strategy and the testing required. Additional audit procedures were carried out but due to the additional testing required, the complexity of the fraud and the introduction of the backstop date of 13th December 2024 meant that Mazars had insufficient time to perform all the necessary procedures to provide assurance and complete the audit.

For the reasons stated above Mazars intend to issue a disclaimer of opinion in respect of the 2021/22 audit.

4. Financial Implications

None arising directly from this report.

5. Legal Implications

None arising directly from this report.

6. Equalities Implications

None arising directly from this report.

7. Carbon Reduction/Environmental Sustainability Implications

None arising directly from this report.

8. Appendices

Appendix 1 – Audit Completion Report 2021/22

Statutory Officer Approval

Approved by: Chief Financial Officer

Date:

Approved by: Monitoring Officer

Date:

This page is intentionally left blank



Audit Completion Report

Gedling Borough Council – year ended 31 March 2022

December 2024

Audit Committee
Gedling Borough Council
Civic Centre
Arnot Hill Park
Arnold
Nottingham
NG5 6LU

December 2024

Dear Committee Members,

Audit Completion Report – Year ended 31 March 2022

We are pleased to present our Audit Completion Report for the year ended 31 March 2022. The purpose of this document is to summarise our audit conclusions. The scope of our work, including identified significant audit risks, and other key judgement areas, was outlined in our Audit Strategy Memorandum, which we presented to you on 28 June 2022.

As a result of the legislative backstop arrangements introduced by the amendments to the Accounts and Audit Regulations 2015, we are unable to complete the audit as originally planned, in advance of the backstop date of 13 December 2024. We provide more information on the legislative backstop arrangements and its implications for the audit and our audit report, in section 1.

We will continue to work closely with you and management to take the necessary steps to rebuild assurance over future accounting periods. We will report further details to you on the rebuilding process in the coming months. In line with the guidance issued by the National Audit Office, as endorsed by the Financial Reporting Council, we hope to return to a standard audit cycle where we are able to obtain sufficient, appropriate evidence in order to issue an unmodified audit opinion in as short a period as practicable.

Yours faithfully

Mark Surridge

Forvis Mazars LLP

**forvis
mazars**

Forvis Mazars
2 Chamberlain Square
Birmingham
B3 3AX

Contents

- 01** Executive summary
- 02** Audit approach
- 03** Significant findings
- 04** Value for Money arrangements

Appendices

- A** Draft management representation letter
- B** Draft audit report
- C** Confirmation of our independence

01

Executive Summary

Executive summary

The scope of our audit and implications of the backstop arrangements

Our audit of the financial statements

The detailed scope of our work as your appointed auditor for 2021/22 is set out in the National Audit Office's (NAO) Code of Audit Practice ('the Code'). Our responsibilities and powers are derived from the Local Audit and Accountability Act 2014 ("the 2014 Act") and, as outlined in our Audit Strategy Memorandum, our audit has been conducted in accordance with International Standards on Auditing (UK) ("auditing standards") and means we focus on audit risks that we have assessed as resulting in a higher risk of material misstatement.

The scope of our work, including identified significant audit risks, and other key judgement areas, was outlined in our Audit Strategy Memorandum, which we presented to you on 28 June 2022. Since then, Government has introduced measures intended to resolve the local government financial reporting backlog. Amendments to the Accounts and Audit Regulations require the Council to publish its audited 2022/23 financial statements and accompanying information on or before 13 December 2024. In accordance with the Code, we are required to provide our audit report in sufficient time to enable the Council to meet these responsibilities, whether the audit is completed or not.

Auditing standards require auditors to consider whether they have obtained sufficient appropriate assurance that the financial statements present a true and fair view and have been prepared, in all material respects, in line with the Code of Practice on Local Authority Accounting. Where the auditor determines they have been unable to obtain sufficient appropriate assurance, they must consider the implications of this on their audit report.

Concurrently with the above, we had to revise our audit strategy to take account of the fraud that occurred, which led to a significant amount of additional testing of underlying transactions and a need to perform additional work on the risk of management override, including IT controls. As a result of the backstop arrangements, we have determined that there is insufficient time to complete our audit procedures so as to obtain sufficient appropriate evidence, and, in our view, the effects of the resulting lack of assurance is pervasive to the financial statements as a whole. As a result, we intend to issue a disclaimer of opinion on the Council's financial statements. We have included our proposed audit report in Appendix B.

When an opinion is disclaimed the auditor does not express an opinion on the financial statements and, consequently, no assurance is provided on the financial statements. Members will note that the form and content of this report differs substantially from the report which they will have seen in previous years. We provide more details on this in section 3.

Internal control recommendations and misstatements

Despite our intention to issue a disclaimer of opinion, where matters come to our attention through the course of our audit, we may be required to report these to you. Section 3 sets out any internal control recommendations we have made and any misstatements identified in the draft financial statements and how these have been addressed by management.

Value for Money arrangements

The amendments to the Accounts and Audit Regulations do not affect our responsibilities in relation to the Council's Value for Money arrangements. We are expecting to report on one significant weakness in relation to the arrangements that the Council has in place for governance relating to the fraud that occurred.

Whole of Government Accounts

As a result of the backstop arrangements and our intention to issue a disclaimer of opinion on the Council's financial statements, we anticipate reporting to the NAO that we are unable to complete the mandatory audit procedures specified in their Group Audit Instructions. We are awaiting confirmation of when and how this should be reported to the NAO.

Wider powers

The 2014 Act requires us to give an elector, or any representative of the elector, the opportunity to question us about the accounting records of the Council and to consider any objection made to the accounts. We confirm that no such correspondence from electors has been received.

02

Audit Approach

Audit Approach

Changes since we issued our Audit Strategy Memorandum

Section 1 of this report explains the implications of the backstop arrangements introduced by the recent amendments to the Accounts and Audit Regulations and confirms that we intend to issue a disclaimer of opinion on the Council's financial statements. As a result, we have not completed our planned procedures to respond to the significant and enhanced risks which we previously reported to you.

Materiality

We are required to determine materiality and report this to you, irrespective of whether we are disclaiming our opinion.

Our provisional materiality at the planning stage of the audit was set at £1.081m using a benchmark of 2% of gross revenue expenditure on a service/deficit on provision of services level.

This was revised to £1.013m following an amendment to the statement of accounts which impacted the above benchmark.

Summary of Risks

There have been no changes to the risks identified which we communicated in our Audit Strategy Memorandum, issued in June 2022.

Whilst we planned our audit to address the risks of material misstatement we identified at the planning stage, we will not have completed our work in advance of the backstop date and as such do not provide any assurance over individual areas of the financial statements or the financial statements as a whole, nor do we provide assurance over any of the identified risks. These risks are summarised below.

Significant risks
Management override of controls
Valuation of the defined benefit pension asset/liability
Valuation of land and buildings

Significant risks

As detailed on the following page, we revised our audit strategy in relation to the fraud. However, this did not result in a change to the set of significant audit risks previously reported to you. A significant proportion of the audit work had already been completed prior to the fraud being identified, which led to a revision of the original strategy and additional testing. While additional procedures were undertaken, the complexity of the fraud and volume of testing required around the IT environment, combined with the introduction of the backstop date, meant there was insufficient time to complete all the necessary procedures.

Impact of the fraud on our Audit Strategy

A senior accountant at the Council was found guilty of fraud by abuse of position and obtaining money transfers by deception in October 2024 and dismissed from the authority in 2022. The fraud spanned nearly 19 years and amounted to around £1 million. On identification of the fraud, the Council took action, including commissioning a forensic review from BDO, the Council's internal auditor, to gain further insight into the nature of the fraud committed. The BDO Forensics team was engaged in August 2022 to assess the situation and the team produced a Project Voss report. A follow up review commenced in April 2023 focusing on the financial ledger, with a draft report issued in September 2023, before being finalised in December 2023 and January 2024. The police and BDO have confirmed that the fraud was highly sophisticated, and the Police were able to identify numerous small transactions over the 19 years. BDO did identify a number of control deficiencies at the Council, most notably in relation to the segregation of duties and the privileged access given to this individual within the ledger system Agresso. The Council had put in place controls and compensatory controls in respect of the fraud and in response to the recommendations raised by BDO.

Concurrent to this, we had numerous meetings with Officers and the investigating officers to adapt and develop our audit response, which is set out in the table on the following page.

Although we are unable to provide any assurance over the areas of risks we have identified, where matters have come to our attention during the course of the audit that we consider to be important to bring to your attention, we have included these in section 3 of this report.

Audit Approach

Updated risk	Planned procedures	Summary of changes
<p>Management override</p> <p>Management at various levels within an organisation are in a unique position to perpetrate fraud because of their ability to manipulate accounting records and prepare fraudulent financial statements by overriding controls that otherwise appear to be operating effectively. Due to the unpredictable way in which such override could occur there is a risk of material misstatement due to fraud on all audits.</p> <p>The fraud increases the inherent risk across all transactions, not just those that have been identified.</p>	<p>We planned to address this risk through performing audit work over:</p> <ul style="list-style-type: none"> • accounting estimates impacting amounts included in the financial statements; • consideration of identified significant transactions outside the normal course of business; and • journal entries recorded in the general ledger and other adjustments made in preparation of the financial statements <p>Update our consideration of entity level controls and inherent risk in the audit</p> <p>In addition, our additional procedures included, but were not limited to:</p> <ul style="list-style-type: none"> • Meet with officers and internal audit to evaluate the impact on the audit • Re-evaluate of the inherent risk in transactions from 'standard' to 'significant', resulting in higher sample sizes and more in-depth testing across income, expenditure, assets and liabilities, including tracking items through to cash-flows wherever possible • More in-depth testing of IT controls and access to the general ledger, including obtaining assurance over the completeness of transactions • Updating journal testing to include additional risk factors and more enquiries of management. 	<p>As shown in the column to the left, there was a significant expansion of to our audit procedures, which was commenced, however the complexity and breadth of the fraud, with the risk of completeness of ledger transactions and the implementation of the back-stop date has meant we have been unable to complete those procedures.</p>

Page 18

Audit Approach

Updated risk	Planned procedures	Summary of changes
<p>Valuation of the defined benefit pension asset/liability</p> <p>The Council is an employer in the Local Government Pension Scheme, administered on a local level by the Nottinghamshire Pension Fund.</p> <p>The defined benefit assets and liabilities are significant items in the Council's balance sheet and the Council engages an actuary to perform an annual valuation in accordance with the requirements of IAS 19 Employee Benefits. Due to the high degree of estimation uncertainty associated with this valuation, we have identified a significant risk in this area.</p>		<p>Minimal additional impact to that set out under Management override because the net pension asset liability, whilst complex, uses information provided by third parties and does not affect the general fund balance.</p>
<p>Valuation of land and buildings</p>		<p>Minimal additional procedures as the valuation of land and buildings does not have a cash impact and relies on the input from a valuation expert independent of the finance function.</p>

Page 19

03

Significant findings

Significant findings

Background and modification of the audit opinion

As we outlined earlier in this report, as a result of the backstop arrangements, we have not been able to complete sufficient audit procedures to enable us to provide an unmodified opinion on the Council's financial statements. As we have determined that the pervasive effects, or potential pervasive effects on the financial statements of the lack of sufficient appropriate assurance are pervasive, we will be issuing a disclaimer of opinion. This means we are expressing no opinion on the financial statements.

Appendix B sets out our draft audit report which explains the basis of our disclaimer of opinion being the introduction of the backstop arrangements which require the Council to publish its audited financial statements for all years up to and including 2022/23 by 13 December 2024.

Members will note that the draft audit report does not report on other matters that would usually appear in an unmodified audit report. These include:

- the use of the going concern assumption in the preparation of the financial statements; and
- the consistency of the other information presented with the financial statements.

Although we are disclaiming our audit opinion, auditing standards require us to report matters to you that have come to our attention during the course of our audit, which we include in this section of this report.

Wider responsibilities

Our powers and responsibilities under the 2014 Act are broad and include the ability to:

- issue a report in the public interest;
- make statutory recommendations that must be considered and responded to publicly;
- apply to the court for a declaration that an item of account is contrary to law; and
- issue an advisory notice under schedule 8 of the 2014 Act.

We have not exercised any of these powers as part of our 2021/22 audit.

The 2014 Act also gives rights to local electors and other parties, such as the right to ask questions of the auditor and the right to make an objection to an item of account. No such objections have been raised.

Significant matters discussed with management

During our audit we communicated the following significant matters to management:

- Implications of the backstop arrangements
- Implication arising from the identified fraud and the impact on the financial statements and our work under value for money arrangements.
- For 21/22 year three councillors did not respond to the year end Related Parties questionnaire which may result in disclosures being incomplete.
- The payroll reconciliation was not signed as reviewed for the first four months of 21/22
- Manual journals are checked on a weekly basis via a report for coding, authorized users, period and any missing narrative. One of the manual journals had been queried with the poster but not chased up.

As part of our audit, we sought and obtained information from management in relation to actual or suspected non-compliance with laws and regulations, and any actual or suspected fraud which could materially impact upon the financial statements.

Based on our review of the information received, we have no other matters to report in relation to fraud and the Council's compliance with laws and regulations. We have not undertaken any further work in these areas and do not provide any assurance that the financial statements are free from material error .

Significant difficulties during the audit

During the course of the audit we did not encounter any significant difficulties and we have had the full co-operation of management.

Our observations on internal control

As part of our planning procedures, we obtained an understanding of the Council's internal control environment and control activities relevant to the preparation of the financial statements, which was sufficient to plan our audit and to determine the nature, timing and extent of our audit procedures. Although our audit was not designed to express an opinion on the effectiveness of the Council's internal controls, we are required to evaluate any deficiencies in internal control that come to our attention, even though we intend to issue a disclaimer of opinion.

A deficiency in internal control exists if:

- a control is designed, implemented, or operated in such a way that it is unable to prevent, detect, and/or correct potential misstatements in the financial statements; or
- a necessary control to prevent, detect, and/or correct misstatements in the financial statements on a timely basis is missing.

The purpose of our audit, as originally planned before the backstop arrangements came into force, was to express an opinion on the financial statements. The matters reported in this section of our report are limited to those deficiencies and other control recommendations that we have identified through the audit procedures we were able to complete before the backstop date. If we had performed more extensive procedures on internal control, we might have identified more deficiencies to report or concluded that some of the reported deficiencies need not in fact have been reported. Our comments in this section should not be regarded as a comprehensive record of all deficiencies that may exist or improvements that could be made

Significant deficiencies in internal control

A significant deficiency in internal control is one which, in our professional judgement, has the potential for financial loss, damage to reputation, or a loss of information which may have implications on the achievement of business strategic objectives. Our view is that observations categorised as a significant deficiency are of sufficient importance to merit the attention of the Standards and Audit Committee.

We have not identified any significant deficiencies in the Council's internal controls as at the date of this report.

Other observations on internal control

We also report to you, our observations on the Council's internal controls where, in our professional judgement, there is a need to strengthen internal control or enhance business efficiency that do not constitute significant deficiencies in internal control but which we view as being important for consideration by management.

We do not have any other internal control observations to bring to your attention as at the date of this report.

It should also be noted however that we have raised recommendations in relation to the Council's Value for Money arrangements in Section 4 of this report.

Whether internal control observations merit attention by the Audit Committee and/or management is a matter of professional judgment, taking into account the risk of misstatement that may arise in the financial statements as a result of those observations.

Summary of amendments to the financial statements

Although we intend to issue a disclaimer of opinion, we still report any amendments which management have made to the draft financial statements, identified either through the audit procedures that we have undertaken, or separately by management.

This information is provided to the Audit Committee for information and to support it to discharge its responsibilities. It is that, given we are issuing a disclaimer of opinion, we provide no assurance over the material accuracy of the amendments that have been made to the draft financial statements which are summarised in important for members to note this section.

Amendments to the financial statements

Management has not processed any amendments to the financial statements.

Unadjusted misstatements

When we issue a disclaimer of opinion as a result of the backstop arrangements, auditing standards require us to consider whether we are aware of any matter that would have otherwise required a modification to our opinion. Such matters may include, for example, material misstatements that have been identified which have not been amended by management in the final financial statements. We confirm that no such matters have come to our attention.

04

Value for Money arrangements

Value for Money

Approach to Value for Money

We are required to consider whether the Council has made proper arrangements for securing economy, efficiency and effectiveness in its use of resources. The NAO issues guidance to auditors that underpins the work we are required to carry out and sets out the reporting criteria that we are required to consider. The reporting criteria are:

- **Financial sustainability** - How the Council plans and manages its resources to ensure it can continue to deliver its services;
- **Governance** - How the Council ensures that it makes informed decisions and properly manages its risks; and
- **Improving economy, efficiency and effectiveness** - How the Council uses information about its costs and performance to improve the way it manages and delivers its services.

At the planning stage of the audit, we undertake work to understand the arrangements that the Council has in place under each of the reporting criteria and we identify risks of significant weaknesses in those arrangements. Although we describe this work as planning work, we keep our understanding of arrangements under review and update our risk assessment throughout the audit to reflect emerging issues that may suggest significant weaknesses in arrangements exist.

The table overleaf outlines the risks of significant weaknesses in arrangements that we have identified, the risk-based procedures we have undertaken, and the results of our work.

Where our risk-based procedures identify actual significant weaknesses in arrangements we are required to report these and make recommendations for improvement. Where such significant weaknesses are identified, we report these in the audit report.

The primary output of our work on the Council arrangements is the commentary on those arrangements that forms part of the Auditor's Annual Report. We intend to issue the Auditor's Annual Report in [TBC].

We have not yet completed our work in respect of the Council's arrangements for the year ended 31 March 2022. As permitted by the Code of Audit Practice, we will confirm the outcome of our work as part of the Auditor's Annual Report.

Our draft audit report at Appendix B confirms that we anticipate reporting on one significant weakness for Value for Money in respect of Governance. As noted above, once our work is complete, our commentary on the Council's arrangements will be provided in the Auditor's Annual Report in [TBC].

Status of our work

Value for Money

Risks of significant weaknesses in arrangements

In our Audit Strategy Memorandum we reported the risks of significant weaknesses in arrangements that we had identified as part of our planning procedures. Our responses to those identified risks and information on further risks that we identified after presenting our Audit Strategy Memorandum is outlined in the table below.

Risk of significant weakness in arrangements	Work undertaken and the results of our work
<p>Fraud & Internal Control: Allegations of fraudulent behaviour by Council Officers.</p> <p>As set out in our progress report from February 2023, Nottinghamshire Police are investigating an alleged case of "significant" fraud involving a Gedling Borough Council officer member. The alleged fraud was uncovered by the Council and reported to the police. We believe the allegations present a risk of significant weakness in the Council's arrangements for Governance (how the body ensures that it makes informed decisions and properly manages its risks).</p>	<p>Our work included, but was not limited to:</p> <ul style="list-style-type: none"> • Reviewing relevant internal audit reports; • Regular discussions with Officers and Internal Audit and the police investigation team • Review of committee minutes and agendas. <p>Results of our work</p> <p>In October 2024, a former officer of the Council, who was dismissed in 2022, was found guilty of fraud by abuse of position and obtaining money transfers by deception over a period of nearly 19 years. The identified fraudulent transactions totalled almost £1m. In June 2023, we issued a progress report to the Council explaining that, whilst our work on the financial statements for the year ended 31 March 2022 was substantially complete, the identification of actual fraud meant we were unable to continue our work until the extent of the issue could be reasonably determined.</p> <p>Through our discussions with officers, we are aware that, on initial identification of the fraud, the Council took various action, including informing the police, introducing compensatory controls. In August 2022, the Council engaged forensic specialists to assess the situation and requested Internal Audit to review of the IT environment relating to financial controls. This latter review, which commenced in April 2023 and concluded in January 2024, highlighted a range of significant deficiencies in financial controls for the year ending 31 March 2022 and 31 March 2023.</p> <p>We met with the internal auditors and reviewed the reports issued, confirming that, in March 2024, the Audit Committee received the Internal Audit report covering the review of Agresso IT Controls and the control weaknesses in the set-up of the finance system. From our meetings and review, we noted there were significant control deficiencies in relation to the segregation of duties and the privileged access given to this individual within the ledger system Agresso. These deficiencies have also hampered our ability to complete the financial statement audit. We also considered progress of the court case, including the ultimate conviction and sentencing in October 2024. In doing so, we considered whether the fraud losses were a risk to the Council's financial sustainability: overall, given the values involved and the steps taken, including further action, to reclaim funds, we are satisfied this does not present a risk of significant weakness in arrangements for financial sustainability.</p> <p>Conclusion</p> <p>In our view, the control deficiencies are indicative a risk of significant weakness in governance arrangements, including how the body monitors and assesses risk and how the body gains assurance over the effective operation of internal controls, including arrangements to prevent and detect fraud, that has led to a significant impact on the quality or effectiveness of the Council's reputation.</p>

Value for Money

Identified significant weaknesses in arrangements and recommendations for improvement

As a result of our work we have identified significant weaknesses in the Council's arrangements to secure economy, efficiency and effectiveness in its use of resources. These identified weaknesses have been outlined in the table below.

Identified significant weakness in arrangements	Financial Sustainability	Governance	Improving the 3Es	[Draft] Recommendation for improvement	Council response
<p>Fraud and Internal Control</p> <p>As referred to in the Annual Governance Statement, in October 2024, a former officer of the Council, who was dismissed in 2022, was found guilty of fraud by abuse of position and obtaining money transfers by deception over a period of nearly 19 years. The identified fraudulent transactions totalled almost £1m.</p> <p>On initial identification of the fraud, the Council took various action, including informing the police, introducing compensatory controls. In August 2022, the Council engaged forensic specialists to assess the situation and requested Internal Audit to review of the IT environment relating to financial controls. This latter review, which commenced in April 2023 and concluded in January 2024, highlighted a range of significant deficiencies in financial controls for the year ending 31 March 2022 and 31 March 2023.</p> <p>In our view, these deficiencies exposed the Council to a significant weakness in governance arrangements, including how the body monitors and assesses risk and how the body gains assurance over the effective operation of internal controls, including arrangements to prevent and detect fraud, that has led to a significant impact on the quality or effectiveness of the Council's reputation.</p>		<ul style="list-style-type: none"> ● 		<p>The Council should continue to implement all remaining recommendations raised by Internal Audit to address all aspects of the control environment and put in place arrangements to test the effectiveness of the controls on a periodic basis, including any adjustments for changes in systems or processes that may have occurred.</p>	<p>TBC</p>

Appendices

A: Draft management representation letter

B: Draft audit report

C: Confirmation of our independence

Appendix A: Draft management representation letter

Forvis Mazars
2 Chamberlain Square
Birmingham
B3 3AX

[Date]

Dear Mark,

Gedling Borough Council - Audit for Year Ended 31 March 2022

This representation letter is provided in connection with your audit of the financial statements of Gedling Borough Council the Council for the year ended 31 March 2022. I note that you intend to issue a disclaimer of opinion in respect of your audit. I understand I am still required to provide the representations set out in this letter so you can complete your audit in accordance with relevant auditing standards.

I confirm that the following representations are made on the basis of enquiries of management and staff with relevant knowledge and experience (and, where appropriate, inspection of supporting documentation) sufficient to satisfy ourselves that I can properly make each of the following representations to you.

My responsibility for the financial statements and accounting information

I believe that I have fulfilled my responsibilities for the true and fair presentation and preparation of the financial statements in accordance with the Code, as amended by the Code and applicable law.

My responsibility to provide and disclose relevant information

I have provided you with:

- access to all information of which I am aware that is relevant to the preparation of the financial statements such as records, documentation and other material;
- additional information that you have requested from us for the purpose of the audit; and
- unrestricted access to individuals within the Council or Authority [and Group]] you determined it was necessary to contact in order to obtain audit evidence.

I confirm as s151 officer that I have taken all the necessary steps to make me aware of any relevant audit information and to establish that you, as auditors, are aware of this information.

As far as I am aware there is no relevant audit information of which you, as auditors, are unaware.

Accounting records

I confirm that all transactions that have a material effect on the financial statements have been recorded in the accounting records and are reflected in the financial statements. All other records and related information, including minutes of all [Council or tailor as applicable] and committee meetings, have been made available to you.

Accounting policies

I confirm that I have reviewed the accounting policies applied during the year in accordance with International Accounting Standard 8 and consider these policies to faithfully represent the effects of transactions, other events or conditions on the [Council or Authority [and Group]]'s financial position, financial performance and cash flows.

Accounting estimates, including those measured at current and fair value

I confirm that the methods, significant assumptions and the data used by the Council in making the accounting estimates, including those measured at current or fair value, are appropriate to achieve recognition, measurement or disclosure that is in accordance with the applicable financial reporting framework.

Contingencies

There are no material contingent losses including pending or potential litigation that should be accrued where:

- information presently available indicates that it is probable that an asset has been impaired or a liability had been incurred at the balance sheet date; and
- the amount of the loss can be reasonably estimated.

There are no material contingent losses that should be disclosed where, although either or both the conditions specified above are not met, there is a reasonable possibility that a loss, or a loss greater than that accrued, may have been incurred at the balance sheet date.

There are no contingent gains which should be disclosed.

Appendix A: Draft management representation letter

All material matters, including unasserted claims, that may result in litigation against the Council have been brought to your attention. All known actual or possible litigation and claims whose effects should be considered when preparing the financial statements have been disclosed to you and accounted for and disclosed in accordance with the Code, as amended by the Code and applicable law.

Laws and regulations

I confirm that I have disclosed to you all those events of which I am aware which involve known or suspected non-compliance with laws and regulations, together with the actual or contingent consequences which may arise therefrom.

Fraud and error

I acknowledge my responsibility as s151 Officer for the design, implementation and maintenance of internal control to prevent and detect fraud and error and I believe I have appropriately fulfilled those responsibilities.

I have disclosed to you:

- all the results of my assessment of the risk that the financial statements may be materially misstated as a result of fraud;
- all knowledge of fraud or suspected fraud affecting the [Council or Authority [and Group]] involving:
 - management and those charged with governance;
 - employees who have significant roles in internal control; and
 - others where fraud could have a material effect on the financial statements.

I have disclosed to you all information in relation to any allegations of fraud, or suspected fraud, affecting the Council's financial statements communicated by employees, former employees, analysts, regulators or others.

Related party transactions

I confirm that all related party relationships, transactions and balances, have been appropriately accounted for and disclosed in accordance with the requirements of the Code, as amended by the Code and applicable law.

I have disclosed to you the identity of the Council's related parties and all related party relationships and transactions of which I am aware.

Impairment review

To the best of my knowledge, there is nothing to indicate that there is a permanent reduction in the recoverable amount of the property, plant and equipment and intangible assets below their carrying value at the balance sheet date. An impairment review is therefore not considered necessary.

Charges on assets

All the Council's assets are free from any charges exercisable by third parties except as disclosed within the financial statements.

Future commitments

The Council has no plans, intentions or commitments that may materially affect the carrying value or classification of assets and liabilities or give rise to additional liabilities.

Subsequent events

I confirm all events subsequent to the date of the financial statements and for which the Code, as amended by the Code and applicable law, require adjustment or disclosure have been adjusted or disclosed.

Should further material events occur after the date of this letter which may necessitate revision of the figures included in the financial statements or inclusion of a note thereto, I will advise you accordingly.

Going concern

To the best of my knowledge there is nothing to indicate that the Council will not continue as a going concern in the foreseeable future. The period to which I have paid particular attention in assessing the appropriateness of the going concern basis is not less than twelve months from the date of approval of the accounts.

Appendix A: Draft management representation letter

Annual Governance Statement

I am satisfied that the Annual Governance Statement (AGS) fairly reflects the Council's risk assurance and governance framework and I confirm that I am not aware of any significant risks that are not disclosed within the AGS.

Narrative Report

The disclosures within the Narrative Report fairly reflect my understanding of the Council's financial and operating performance over the period covered by the financial statements.

Unadjusted misstatements

We confirm that the effects of the uncorrected misstatements are immaterial, both individually and in aggregate, to the financial statements as a whole. A list of the uncorrected misstatements is attached to this letter as an Appendix

Arrangements to achieve economy, effectiveness and efficiency in Use of Resources (Value for Money arrangements)

I confirm that I have disclosed to you all findings and correspondence from regulators for previous and ongoing inspections of which I am aware. In addition, I have disclosed to you any other information that would be considered relevant to your work on value for money arrangements.

Yours faithfully,

Service Director – Finance / s151 officer

Appendix B: Draft audit report

Independent auditor’s report to the members of Gedling Borough Council

Report on the audit of the financial statements

Disclaimer of opinion on the financial statements

We were appointed to audit the financial statements of Gedling Borough Council (“the [Council]) for the year ended 31 March 2023, which comprise the Movement in Reserves Statement, Comprehensive Income and Expenditure Statement, the Balance Sheet, the Cash Flow Statement, Housing Revenue Account (HRA) Income and Expenditure Statement, Movement on the HRA Statement, Collection Fund and notes to the financial statements, including a summary of significant accounting policies. The financial reporting framework that has been applied in their preparation is applicable law and the CIPFA/LASAAC Code of Practice on Local Authority Accounting in the United Kingdom 2022/23, as amended by the Update to the Code and Specifications for Future Codes for Infrastructure Assets (“the Code Update”), published in November 2022.

We do not express an opinion on the financial statements. Because of the significance of the matter described in the Basis for Disclaimer of Opinion section of our report, we have not been able to obtain sufficient appropriate audit evidence to provide a basis for an audit opinion on these financial statements.

Basis for disclaimer of opinion

On 30 September 2024, the Accounts and Audit (Amendment) Regulations 2024 (‘The Amendment Regulations’) came into force. The Amendment Regulations require the Council to publish its Accountability Statements, which include the financial statements and auditor’s opinion for the year ended 31 March 2023, by 13 December 2024 (‘the backstop date’). The backstop date introduced by the Amendment Regulations has impeded our ability to obtain sufficient appropriate evidence upon which to form an opinion on the financial statements as there has been insufficient time to perform all necessary audit procedures.

Responsibilities of the Service Director - Finance for the financial statements

As explained more fully in the Statement of the Service Director - Finance’s Responsibilities, the Service Director – Finance is responsible for the preparation of the Statement of Accounts, which includes the financial statements, in accordance with proper practices as set out in the CIPFA/LASAAC Code of Practice on Local Authority Accounting in the United Kingdom 2022/23 as amended by the Code Update, and for being satisfied that they give a true and fair view. The Service Director – Finance is also responsible for such internal control as the Service Director - Finance determines is necessary to enable the preparation of

financial statements that are free from material misstatement, whether due to fraud or error.

The Service Director – Finance is required to comply with the CIPFA/LASAAC Code of Practice on Local Authority Accounting in the United Kingdom 2022/23 as amended by the Code Update and prepare the financial statements on a going concern basis on the assumption that the functions of the Council will continue in operational existence for the foreseeable future. The Service Director – Finance is responsible for assessing each year whether or not it is appropriate for the Council to prepare its accounts on the going concern basis and disclosing, as applicable, matters related to going concern.

Auditor’s responsibilities for the audit of the financial statements

Our responsibility is to conduct an audit of the Council’s financial statements in accordance with International Standards on Auditing (UK) and to issue an auditor’s report. However, because of the matter described in the Basis for Disclaimer of Opinion section of our report, we were not able to obtain sufficient appropriate audit evidence to provide a basis for an audit opinion on these financial statements. In reaching this judgement we have complied with the requirements of the Code of Audit Practice and have had regard to the Local Audit Reset and Recovery Implementation Guidance published by the National Audit Office and endorsed by the Financial Reporting Council.

We are independent of the Council in accordance with the ethical requirements that are relevant to our audit of the financial statements in the UK, including the FRC’s Ethical Standard, and we have fulfilled our other ethical responsibilities in accordance with these requirements.

A further description of our responsibilities for the audit of the financial statements is located on the Financial Reporting Council’s website at www.frc.org.uk/auditorsresponsibilities. This description forms part of our auditor’s report.

Appendix B: Draft audit report

Report on the Council’s arrangements for securing economy, efficiency, and effectiveness in its use of resources

Matters on which we are required to report by exception

We are required to report to you if, in our view we are not satisfied that the Council has made proper arrangements for securing economy, efficiency and effectiveness in its use of resources for the year ended 31 March 2023.

On the basis of our work, having regard to the guidance issued by the Comptroller and Auditor General in January 2023, we have identified the following significant weaknesses in the Council’s arrangements for the year ended 31 March 2022:

Significant weakness in arrangements	Recommendation
<p>As referred to in the Annual Governance Statement, in October 2024, a former officer of the Council, who was dismissed in 2022, was found guilty of fraud by abuse of position and obtaining money transfers by deception over a period of nearly 19 years. The identified fraudulent transactions totalled almost £1m.</p> <p>On initial identification of the fraud, the Council took various action, including informing the police, introducing compensatory controls. In August 2022, the Council engaged forensic specialists to assess the situation and requested Internal Audit to review of the IT environment relating to financial controls. This latter review, which commenced in April 2023 and concluded in January 2024, highlighted a range of significant deficiencies in financial controls for the year ending 31 March 2022 and 31 March 2023.</p> <p>In our view, these deficiencies exposed the Council to a significant weakness in governance arrangements, including how the body monitors and assesses risk and how the body gains assurance over the effective operation of internal controls, including arrangements to prevent and detect fraud, that has led to a significant impact on the quality or effectiveness of the Council’s reputation.</p>	<p>The Council should continue to implement all remaining recommendations raised by Internal Audit to address all aspects of the control environment and put in place arrangements to test the effectiveness of the controls on a periodic basis, including any adjustments for changes in systems or processes that may have occurred.</p>

Appendix B: Draft audit report

Responsibilities of the Council

The Council is responsible for putting in place proper arrangements to secure economy, efficiency, and effectiveness in its use of resources, to ensure proper stewardship and governance, and to review regularly the adequacy and effectiveness of these arrangements.

Auditor's responsibilities for the review of arrangements for securing economy, efficiency, and effectiveness in the use of resources

We are required under Section 20(1)(c) of the Local Audit and Accountability Act 2014 to satisfy ourselves that the Council has made proper arrangements for securing economy, efficiency, and effectiveness in its use of resources. We are not required to consider, nor have we considered, whether all aspects of the Council's arrangements for securing economy, efficiency, and effectiveness in its use of resources are operating effectively.

We have undertaken our work in accordance with the Code of Audit Practice, having regard to the guidance issued by the Comptroller and Auditor General in November 2024.

Matters on which we are required to report by exception under the Code of Audit Practice

We are required by the Code of Audit Practice to report to you if:

- we issue a report in the public interest under section 24 of the Local Audit and Accountability Act 2014;
- we make a recommendation under section 24 of the Local Audit and Accountability Act 2014; or
- we exercise any other special powers of the auditor under sections 28, 29 or 31 of the Local Audit and Accountability Act 2014.

We have nothing to report in these respects.

We are also required by the Code of Audit Practice, to give an opinion on whether other information published together with the audited financial statements, is consistent with the financial statements. Because of the matter described in the Basis for Disclaimer of Opinion section we do not express an opinion on the financial statements. We also do not express an opinion on whether other information published together with the audited financial statements is consistent with the financial statements.

Use of the audit report

This report is made solely to the members of Gedling Borough Council, as a body, in accordance with part 5 of the Local Audit and Accountability Act 2014 and as set out in paragraph 44 of the Statement of Responsibilities of Auditors and Audited Bodies published by Public Sector Audit Appointments Limited. Our audit work has been undertaken so that we might state to the members of the Council those matters we are required to state to them in an auditor's report and for no other purpose. To the fullest extent permitted by law, we do not accept or assume responsibility to anyone other than the members of the Council, as a body, for our audit work, for this report, or for the opinions we have formed.

Certificate

We certify that we have completed the audit of Gedling Borough Council in accordance with the requirements of the Local Audit and Accountability Act 2014 and the Code of Audit Practice.]

OR

[Delay in certification of completion of the audit

We cannot formally conclude the audit and issue an audit certificate until we have completed [tailor the following bullets according to the reason(s) for withholding the certificate]:

- the work necessary to issue our assurance statement in respect of the [Council]'s Whole of Government Accounts consolidation pack;

[Signature]

Mark Surrige, Key Audit Partner

For and on behalf of Forvis Mazars LLP

2 Chamberlain Square
Birmingham
B3 3AX

[Date]

Appendix C: Confirmation of our independence

As part of our ongoing risk assessment we monitor our relationships with you to identify any new actual or perceived threats to our independence within the regulatory or professional requirements governing us as your auditors.

We can confirm that no new threats to independence have been identified since issuing the Audit Strategy Memorandum and therefore we remain independent.

Contact

Forvis Mazars

Mark Surridge

Key Audit Partner

Tel: +44 (0)121 232 9600

mark.surridge@mazars.co.uk

Page 36

Forvis Mazars LLP is the UK firm of Forvis Mazars Global, a leading global professional services network. Forvis Mazars LLP is a limited liability partnership registered in England and Wales with registered number OC308299 and with its registered office at 30 Old Bailey, London, EC4M 7AU. Registered to carry on audit work in the UK by the Institute of Chartered Accountants in England and Wales. Details about our audit registration can be viewed at www.auditregister.org.uk under reference number C001139861. VAT number: GB 839 8356 73

© Forvis Mazars 2024. All rights reserved.

Report to Audit Committee

Subject: Annual Governance Statement and Statement of Accounts 2021/22

Date: 10 December 2024

Author: Chief Finance and Section151 Officer

1 Purpose

To seek approval of the Council's Annual Governance Statement for 2021/22 and the Statement of Accounts for 2021/22.

Recommendations:

THAT:

- 1) Members approve the Annual Governance Statement for 2021/22 (Appendix 1);
- 2) Subject to approval of the Annual Governance Statement at recommendation 1, Members approve the Statement of Accounts for 2021/22 (Appendix 2)
- 3) Members note the Narrative Statement on pages 3 to 18 of the Statement of Accounts for 2021/22 (Appendix 2);
- 4) Members agree the letter of Representation (Appendix 3)

2 Background

2.1 Overview

2.1.1 The Accounts and Audit Regulations 2015 require the Council to conduct a review of the effectiveness of the system of internal control and to prepare an Annual Governance Statement (AGS). The Council's AGS for 2021/22 is attached at Appendix 1, and also accompanies the Statement of Accounts at pages 104 to 116 of Appendix 2. The Regulations require that the Annual

Governance Statement must be approved in advance of the approval of the Statement of Accounts and accordingly the AGS will be signed by the Leader of the Council and the Chief Executive following its approval at this meeting.

- 2.1.1 In normal circumstances the Regulations also require the responsible financial officer to sign and date the Council's Statement of Accounts by 31 May 2022, and to certify that the Statement presents a true and fair view of the position of the authority and the authority's income and expenditure for the year. However, due a significant fraud being identified in July 2022 Mazars identified a number of additional audit procedures which were needed, the introduction of the Governments backstop arrangements of 13th December meant that Mazars had insufficient time to carry out the necessary procedures to provide assurance and complete the audit.
- 2.1.2 Again, in normal circumstances, the Regulations further require that by 31 July 2022 the Statement of Accounts must have been considered and approved by Members, and at Gedling this is within the remit of the Audit Committee. Following approval, the Statement of Accounts must be re-signed by the Chief Financial Officer (CFO) prior to being signed and dated by the Chair of the Audit Committee. The amended Regulations require that this consideration and CFO certification must be undertaken by 30 September 2022.
- 2.1.3 The finalised Statement of Accounts is now presented to Audit Committee for approval.. The accounts should be considered giving due regard to any comments made by the auditor in the Mazars External Audit Report, which is an agenda item.
- 2.1.4 Please note that at the time of writing this report the final External Auditor's Report is in draft format, therefore the attached Statement of Accounts remains subject to audit adjustment. If any final changes are made, these will be highlighted for Members at the meeting.
- 2.1.5 In addition to the Annual Governance Statement and Statement of Accounts, the Council is required to prepare a Narrative Statement which includes comment on the Council's financial performance and the economy, efficiency and effectiveness of its use of resources over the financial year. This forms part of the Statement of Accounts and can be found at pages 3 to 18 of Appendix 2.
- 2.1.6 Once approved, the Council is required to publish the Annual Governance Statement, Statement of Accounts and Narrative Statement on its website.

2.2 The Economy during 2021/22

- 2.2.1 The coronavirus outbreak was responsible for huge economic damage to the UK and world economies. After the Bank of England took emergency action in March 2020 to cut Bank Rate first to 0.25% on 11 March, and then to 0.10% on 19 March, although some forecasters had suggested that a cut into negative territory could happen. However, the Governor of the Bank of England made it clear that he considered that such a move would do more damage than good, and that more quantitative easing (QE) was the favoured tool should further action have become necessary
- 2.2.2 The Council continued to monitor the external environment to develop and refine its strategies to counter any threats from the wider economy. Ongoing pressures on costs and income streams were experienced during 2021/22 and continued into 2023/24.
- 2.2.3 The Council's continuing robust financial position means that it remains relatively well placed to deal with ongoing challenges and worldwide uncertainty, albeit that there are significant challenges ahead.

2.3 Accounting Practice Changes

- 2.3.1 There were no major changes to the CIPFA Accounting Code of Practice in 2021/22.

3 Proposal

3.1 Annual Governance Statement

- 3.1.1 The Council is responsible for ensuring that its business is conducted in accordance with the law and with proper standards; that public money is safeguarded and properly accounted for; and that it is used economically, efficiently and effectively. In accordance with the Accounts and Audit Regulations the Council conducts an annual review of the effectiveness of the system of internal controls and prepares an Annual Governance Statement (AGS).
- 3.1.2 Following the identification of a significant fraud in July 2022 and the Internal auditors 2021/22 review of the system of internal control, the Audit Committee considered the draft AGS at its meeting on 28 June 2022. Some minor changes have been made to the report since that date and it is proposed that the AGS for 2021/22, attached at Appendix 1, is now approved. Following such approval, the AGS will be signed by the Leader of the Council and the Chief Executive prior to its publication with the Statement of Accounts.

3.2 Statement of Accounts 2021/22

3.2.1 Financial Performance

The General Fund outturn figures for 2021/22 were reported to Cabinet on 6 July 2022. Net expenditure totalled £11,654,300, an underspending of £318,100 or 2.7%, when compared with the current approved estimate for 2021/22 as detailed below.

This underspend is primarily due to additional income in Leisure Centres and Waste Services and staffing savings across numerous services due to vacant posts. Whilst budgets have been changed as part of quarterly monitoring to reflect the current position at that time, during the year there still remained a level of uncertainty e.g. when income levels will fully return to pre-Covid levels and estimating when vacant posts will be recruited to.

	Current Estimate 2021/22	Actual 2021/22	Variance to Current Estimate
	£	£	£
Community Development	1,473,200	1,394,500	(78,700)
Health & Housing	2,932,500	2,457,700	(474,800)
Public Protection	1,575,800	1,881,100	305,300
Environment	5,105,500	5,041,100	(64,400)
Growth & Regeneration	909,800	531,100	(378,700)
Resources & Reputation	2,918,800	1,939,700	(979,100)
Net Portfolio Budget	14,915,600	13,245,200	(1,670,400)
Transfers to/(from) Earmarked Reserves	(3,261,300)	(1,909,000)	1,352,300
Net Council Budget	11,654,300	11,336,200	(318,100)
Less Financing:			
Business Rates (net of coll. fund deficit)	(1,713,700)	(1,235,400)	478,300*
Council Tax	(6,471,100)	(6,471,100)	0
Council Tax Share of (Surplus) / Deficit	47,600	47,600	0
Lower Tier Services Grant	(131,000)	(131,000)	0
Local CTRS Support Grant	(117,700)	(117,700)	0
New Homes Bonus	(106,500)	(106,500)	0
Transfer to/(from) General Fund Balance	(3,161,900)	(3,243,600)	160,200

The General Fund Balance as 31 March 2022 is £4,601,000.

3.2.3 Capital Outturn 2021/22

Capital investment during 2021/22 totalled £6.331m and this was financed by the use of capital receipts, grants and contributions, S106 and CIL, General Fund revenue contributions and borrowing. The Council's total

external debt at 31 March 2022 was £10.812m, all held with the Public Works Loan Board.

3.2.4 Collection Fund

Council Tax - The Council collects its own council tax and, as billing authority, for Nottinghamshire County Council, the Nottinghamshire Police and Crime Commissioner, the Combined Fire Authority and twelve parish councils. This has a significant impact on cashflow with nearly £78.564m collected but only around £6.471m retained for spending on services.

Business Rates - Under the Business Rates Retention Scheme the proportion of a local authority's income that arises from business rates will change according to movements in its local business rates income, providing an incentive for supporting local business growth. The Council's share of its business rates income in 2021/22 was £9.396m.

3.2.5 Balance Sheet

The Council's net worth increased during the year from a net liability of £31.940 m on 1 April 2021 to one of £12.822m at 31 March 2022.

➤ Pensions

The pension deficit decreased by £18.639m to £50.817m during 2021/22, mainly due to changes in the discount rate and technical calculations based on actuarial assumptions. Whilst the deficit has a significant impact on the Council's net worth (see above) it will be made good by increases in future contributions, and the technical valuation bears no relation to the cash position on the Pension Fund. Due to the requirements of local authority accounting, changes in the pension fund valuation do not have an immediate impact at taxpayer level.

➤ Short-term Creditors

The value of short-term creditors increased by £1.859m.

➤ Short-term Debtors

The value of short-term debtors decreased by £5.138m.

3.2.6 Earmarked Reserves

The balance on earmarked reserves at 31 March 202 was £6.122m, a decrease of £1.909m.

3.3 Significant Issues arising in 2021/22

- 3.3.1 There were no significant technical accounting issues arising in 2021/22 that required inclusion in the draft Statement of Accounts signed by the Chief Financial Officer and published on 31 July 2022.
- 3.3.2 The Council's pension liability of £50.817m represents a significant amount and requires a statement of assurance from the Nottinghamshire Pension Fund auditors. Gedling's external auditors, Mazars, have advised that this has now been received.

3.4 Audit of Accounts Process

The Accounts are scrutinised by the Council's external auditors, Mazars, with whom the Chief Financial Officer discusses progress frequently.

Mazars requires each authority to provide a letter of representation, providing certain assurances about the completeness and accuracy of its Statement of Accounts. A copy of the draft letter of representation for 2021/22 is attached at Appendix 3.

The procedures that Mazars expects authorities to follow in providing a letter of representation are that it should be dated on or near the date that the auditors sign the audit opinion, and that it is signed by the person with responsibility for the financial statements after consultation with the Monitoring Officer on legal matters, and other matters as appropriate. It must be agreed by an appropriate committee of the Council, and in Gedling's case this is the Audit Committee.

As noted at 2.1.3 above, once the Audit Committee has considered and approved the Statement of Accounts, the Chief Financial Officer re-signs it prior to its signature by the Chair of the Audit Committee. The final External Auditors' Report, and the Auditors' Opinion, cannot be issued until this has been done.

4 Financial Implications

There are no financial implications directly arising from this report.

5 Legal Implications

The approval of the Annual Governance Statement and the Statement of Accounts is a process that is set out in statute namely the Accounts and Audit Regulations 2015, as detailed in the report. The Council is required to comply with this statutory process which ensures openness and transparency in financial management.

6 Equalities Implications

There are no equalities implications directly arising from this report.

7 Carbon Reduction/Environmental Sustainability Implications

There are no carbon reduction/environmental sustainability implications arising from this report.

8 Appendices

1. Annual Governance Statement 2021/22;
2. Statement of Accounts 2021/22;
3. Draft Letter of Representation.

Statutory officer Approval:

Drafted by: Chief Financial Officer

Date: 3 December 2024

Approved by: Monitoring Officer

Date: 3 December 2024

This page is intentionally left blank

ANNUAL STATEMENT OF ACCOUNTS 2021/22

ANNUAL GOVERNANCE STATEMENT

1. Scope of Responsibility

- 1.1 Gedling Borough Council is responsible for ensuring that its business is conducted in accordance with the law and proper standards, and that public money is safeguarded and properly accounted for, and used economically, efficiently and effectively. Gedling Borough Council also has a duty under the Local Government Act 1999 to make arrangements to secure continuous improvement in the way in which its functions are exercised, having regard to a combination of economy, efficiency and effectiveness.
- 1.2 In discharging this overall responsibility, Gedling Borough Council is responsible for putting in place proper arrangements for the governance of its affairs, facilitating the effective exercise of its functions, including arrangements for the management of risk.
- 1.3 Gedling Borough Council has approved and adopted a local code of corporate governance, which is consistent with the principles of the CIPFA/SOLACE Framework *Delivering Good Governance in Local Government (2016)*. A copy of the authority's local code is on our website at <https://www.gedling.gov.uk/council/aboutus/financeandaccounts/> or can be obtained from the Director of Corporate Resources, Gedling Borough Council, Arnot Hill Park, Arnold, Nottingham. NG5 6LU. This statement explains how Gedling Borough Council has complied with the code and also meets the requirements of the Accounts and Audit Regulations 2015, which requires all relevant bodies to prepare an annual governance statement.

2. The Purpose of the Governance Framework

- 2.1 The governance framework comprises the systems and processes, culture and values by which the authority is directed and controlled and its activities through which it accounts to, engages with and leads its communities. It enables the authority to monitor the achievement of its strategic objectives and to consider whether those objectives led to the delivery of appropriate cost effective services.
- 2.2 The system of internal control is a significant part of that framework and is designed to manage risk to a reasonable level. It cannot eliminate all risk of failure to achieve policies, aims and objectives and can therefore only provide reasonable and not absolute assurance of effectiveness. The system of internal control is based on an ongoing process designed to identify and prioritise the risks to the achievement of Gedling Borough Council's policies, aims and objectives, to evaluate the likelihood and potential impact of those risks being realised, and to manage them efficiently, effectively and economically.
- 2.3 The governance framework has been in place at the Council for the year ended 31 March 2022 and up to the date of approval of the statement of accounts.

3. The Governance Framework

- 3.1 Gedling Borough Council's Local Code of Corporate Governance recognises that effective governance is achieved through the 7 core principles as identified in the CIPFA/SOLACE Framework *Delivering Good Governance in Local Government 2016 Edition*. These are:

(A) Behaving with integrity, demonstrating strong commitment to ethical values, and respecting the rule of law.

(B) Ensuring openness and comprehensive stakeholder engagement.

Principles A and B permeate the implementation of principles C-G.

(C) Defining outcomes in terms of sustainable economic, social and environmental benefits.

ANNUAL STATEMENT OF ACCOUNTS 2021/22

ANNUAL GOVERNANCE STATEMENT

- (D) Determining the interventions necessary to optimise the achievement of the intended outcomes.
- (E) Developing the entity's capacity, including the capability of its leadership and the individuals within it.
- (F) Managing risks and performance through robust internal control and strong public financial management.
- (G) Implementing good practices in transparency, reporting, and audit to deliver effective accountability.
- 3.2 Good governance is a dynamic process and the Council is committed to improving governance on a continuing basis through a process of evaluation and review. The Audit Committee on 16 March 2021 received the report on Gedling's "*Local Code of Corporate Governance 2021/22*" which set out in detail how the Council demonstrates that its governance structures comply with these seven core principles. An end of year review considered by Audit Committee in March 2022 has confirmed that these were in place for the whole of the financial year.

4. Governance Arrangements

- 4.1 There is a governance assurance framework through which the Council satisfies itself as to the effectiveness of its system of internal control. This takes as its starting point the Council's principal statutory objectives and our organisational objectives as set out in the Council's Corporate Plan. From this are identified the key risks to the achievement of the Council's objectives as set out within the Council's corporate, directorate and service risk registers.
- 4.2 The framework identifies the main sources of assurance on the controls in place to manage those risks, and it is the evaluation of those assurances that is the basis of this Annual Governance Statement.
- 4.3 The following documents establish these policies, aims and objectives at a strategic level:
- The Corporate Plan (The Gedling Plan);
 - The Community Safety Partnership Strategy;
 - The Local Plan;
 - The Annual Budget and Performance Management Framework;
 - The Financial Strategy;
 - The Treasury Management Strategy;
 - The Internal Audit Strategy;
 - The Risk Management Strategy;
 - The Equality and Diversity Policy;
 - The Counter Fraud and Corruption Strategy.
- 4.4 These high level plans are further supported by Service Plans. The Constitution provides clear guidance on how the Council operates, how decisions are made and the procedures and protocols to ensure that decisions and activities are efficient, transparent and accountable to local citizens. Some of these processes are required by law, whilst others are determined by the Council for itself. All of these documents are within the Council's Publication Scheme and available on the Council's website at www.gedling.gov.uk or can be inspected at the Council's Civic Centre, Arnot Hill Park, Arnold, Nottinghamshire.
- 4.5 Gedling's corporate governance framework defines the roles and responsibilities of the full Council, Cabinet, Scrutiny and officer functions as detailed in the Constitution, and demonstrates how the Council meets defined standards of governance in relation to its policies, aims and objectives.

ANNUAL STATEMENT OF ACCOUNTS 2021/22

ANNUAL GOVERNANCE STATEMENT

4.6 The Council acknowledges its responsibility to ensure that it operates an effective system of internal control to maintain and operate controls over its resources. This system of internal control can only provide reasonable (not absolute) assurance that assets are safeguarded, transactions authorised and properly recorded, and that material errors or irregularities are prevented or would be detected within a reasonable period.

4.7 The internal control system includes:

- Annual review of the effectiveness of the Council's Corporate Governance Framework, including signed Assurance Statements from Directors and Heads of Service;
- An established Counter Fraud and Corruption Strategy, including whistleblowing procedures, communicated to Members, officers and the public, and are available on the Council's website;
- An established Audit Committee that undertakes the core functions as identified in CIPFA guidance;
- The Terms of Reference for the Audit Committee which include specific responsibility for reviewing risk management procedures, including the reporting arrangements on strategic risks via a corporate risk scorecard;
- A Risk Management Strategy that is led by Senior Management for the identification and evaluation of strategic and operational risks, and integrated with the work of Internal Audit to provide a holistic source of assurance aligned to corporate objectives;
- A comprehensive risk management process that includes the identification of both strategic and operational risks which are held and maintained on corporate and directorate Risk Registers, and subject to regular review;
- Internal audit reviews are carried out using a risk-based audit approach with the emphasis on key financial systems. This work is undertaken in co-operation with the Council's External Auditor ensuring maximum use of Audit resources, and ensures that professional standards are maintained;
- Performance Plan monitoring, review and reporting;
- Facilitation of policy and decision making through the Constitution, Codes of Conduct and the decision-making process, Forward Plan and role of the Scrutiny Committee;
- The statutory roles of the Council's Head of Paid Service, Monitoring Officer and Chief Financial Officer place a duty on these post-holders to provide robust assurance on governance and ensure compliance with established policies, procedures, laws and regulations;
- Compliance with established policies, procedures, laws and regulations are monitored through the work of the Finance and Legal staff that are adequately trained and experienced;
- Budgetary and performance management reporting to management, Cabinet and Council;
- Formal project management guidelines;

ANNUAL STATEMENT OF ACCOUNTS 2021/22

ANNUAL GOVERNANCE STATEMENT

- Business continuity planning processes;
- Adherence to good employment practices;
- Governance training has been provided to all key officers and Members, including induction training, and arrangements are in place for the ongoing continuation of that training.

5. Financial Management

5.1 Ensuring that an effective system of internal financial control is maintained and operated is the responsibility of the Chief Financial Officer.

5.2 Internal financial control is based on a framework of management information that includes the Financial Regulations, Contract and Procurement Rules and administration procedures, adequate separation of duties, management supervision, and a system of delegation and accountability.

5.3 The Council has produced comprehensive procedure notes/manuals for all key financial systems, and these are regularly reviewed. The controls created by management are evaluated to ensure:

- Council objectives are being achieved;
- The economic and efficient use of resources;
- Compliance with policies, procedures, laws, rules and regulations;
- The safeguarding of Council assets;
- The integrity and reliability of information and data.

5.4 CIPFA issued in 2016 a Statement on “*The Role of the Chief Financial Officer in Local Government*”, and this covered five key areas. The Council can demonstrate how it conforms to these governance requirements as the Chief Financial Officer:

- is a member of the Senior Leadership Team and plays a key role in helping it to develop and implement strategy to resource and deliver the Council’s strategic objectives sustainably and in the public interest;
- is actively involved in, and able to bring influence to bear on, all material business decisions to ensure immediate and longer term implications, opportunities and risks are fully considered, and there is alignment with the Council’s overall financial strategy;
- leads the promotion and delivery by the whole Council of good financial management so that public money is safeguarded at all times and used appropriately, economically, efficiently and effectively;
- leads and directs the finance function, which is resourced to be fit for purpose;
- is professionally qualified and suitably experienced.

5.5 CIPFA issued in 2019 a Statement on the Role of the Head of Internal Audit, and this covered five key principles. The Council can demonstrate how it conforms to these governance requirements as the Head of Internal Audit:

- Objectively assesses the adequacy and effectiveness of governance and management of risks, giving an evidence based opinion on all aspects of governance, risk management and internal control;
- champions best practice in governance and comments on responses to emerging risks and proposed developments;

ANNUAL STATEMENT OF ACCOUNTS 2021/22

ANNUAL GOVERNANCE STATEMENT

- is Greg Rubins, a Partner of BDO UK, and he (or his BDO representatives) have regular and open engagement across Gedling Borough Council, particularly with the Leadership Team and with the Audit Committee;
- leads and directs an internal audit service that is resourced appropriately, sufficiently and effectively;
- is professionally qualified and suitably experienced.

6. Review of Effectiveness

6.1 Gedling Borough Council has responsibility for conducting, at least annually, a review of the effectiveness of its governance framework including the system of internal control. The review of effectiveness is informed by the work of the executive managers within the authority who have responsibility for the development and maintenance of the governance environment, the Head of Internal Audit's annual report, and also by comments made by the external auditors and other review agencies and inspectorates.

6.2 The Council is committed to the maintenance of a system of internal control which:

- Demonstrates openness, accountability and integrity;
- Monitors and reviews compliance with established policies, procedures, laws and regulations and effectiveness against agreed standards and targets;
- Monitors and reviews the effectiveness of the operation of controls that have been put in place;
- Identifies, profiles, controls and monitors all significant strategic and operational risks;
- Ensures that the risk management and control process is monitored for compliance.

6.3 Assurance From Executive Managers

In preparing this statement each Head of Service and Director has signed an assurance checklist. The checklist requires assurance that services are operating in compliance with the Council's policies, procedures and practices and with the internal control and governance assurance framework. The checklist asked each Head of Service to draw attention to any matters in respect of which internal controls were not working well and required a positive assurance that apart from those areas which were identified for improvement that the controls within the service had been, and are, working well. Each Head of Service gave a positive assurance with no material risk issues raised. An emerging issue relating to a challenge received of possible non-compliance with legal responsibilities in the area of Public Protection income was noted and is under review and assessment.

6.4 Assurance from Internal and External Audit

Two of the key assurance statements the Council receives, and the external auditor's review of Value for Money arrangements and the annual report and opinion of the Head of Internal Audit:

External Auditor (Mazars) Value for Money arrangements:

The Code of Audit Practice issued by the National Audit Office requires External Audit to consider if the Council has proper arrangements for securing economy, efficiency and effectiveness in its use of resources, reporting by exception where they have identified significant weakness in those arrangements.

The external auditor is required to report under three specified criteria:

- Financial Sustainability – How the Council plans and manages its resources to ensure it can continue to deliver its services;
- Governance – How the Council ensures that it makes informed decisions and properly manages its risks;

ANNUAL STATEMENT OF ACCOUNTS 2021/22

ANNUAL GOVERNANCE STATEMENT

- Improving economy efficiency and effectiveness – How the Council uses information about its costs and performance to improve the way it manages and delivers its services.

For the year ended 31 March 2021 the External Auditor's commentary on Value for Money arrangements was positive, concluding that there were no identified risks of significant weakness, or any actual significant weakness, in the Council's arrangements.

The Head of Internal Audit (BDO) Annual Report for 2021/22, concluded:

*“Overall, we are able to provide **moderate** assurance that there is a sound system of internal control, designed to meet the Council's objectives and that controls are being applied consistently. In forming our view, we have taken into account that:*

- Two of the reviews undertaken this year were advisory (Risk Management and IT Architecture). These reviews do not produce audit opinions however, both were broadly positive with no material concerns identified;
- Design of controls: Substantial assurance was provided on two of five assurance audits and moderate assurance opinions were provided in three areas;
- Operational effectiveness of controls: Substantial assurance was provided on two of five assurance audits. A moderate opinion was provided for three reviews;
- Substantial assurance was reported in respect of both the design and operational effectiveness of the controls in the key areas of Main Financial Systems (MFS) and Housing Benefits which are both areas of significant importance and activity for the Council;
- Management has responded, in the majority of occasions, positively to reports issued and plans have been developed to address the recommendations raised. We have noted however that there is frequently a delay in management response to audit reports but this is not Council wide and more specific to certain departments;
- Three of the audits (Environmental Health Enforcement, Procurement and Contract Management, and Sustainable Environment) are still in draft and have not yet been finalised. These will be reported to the September Audit Committee, and the opinions given in these areas does not alter our overall audit opinion;
- The Council expect to receive external audit approval of their annual accounts for 2021/22 in November 2022 and therefore these are not yet finalised. In our discussions with external audit and management, we do not have concerns about the financial position of the Council. The Council's General Fund balance as of April 2022, as reported within the Medium Term Financial Strategy to Cabinet in February 2022, was estimated at £4,761,000 which includes S31 Grant for the funding of the 2021/22 business rates reliefs;
- Overall, an opinion of **moderate assurance**, which is our second highest level of assurance, is a positive achievement in another challenging year for local government
- It should be noted however that our audits are identifying some common themes that do raise concerns. Particularly governance and performance monitoring. In addition, in some service areas we are experiencing instances of long waits for management responses to draft reports which is impacting on our ability to deliver the internal audit plan in a timely manner. This has partly been due to staffing issues and it is hoped this will now be resolved now that key posts have been filled. If these issues are not managed, there is potential for the overall assurance level internal audit opinion to weaken next year”.

ANNUAL STATEMENT OF ACCOUNTS 2021/22

ANNUAL GOVERNANCE STATEMENT

The Head of Internal Audit's Annual Report also details evidence of BDO's own compliance with the Public Sector Internal Audit Standards against which they are externally assessed every five years. This provides assurance that the internal audit provision is effective.

- 6.5 We have been advised on the implications of the result of the review of the effectiveness of the governance framework by the Audit Committee, and that the arrangements continue to be regarded as fit for purpose in accordance with the governance framework. The areas already addressed and those to be specifically addressed with new actions planned are outlined in section 7 below.

7. Significant Governance Issues

- 7.1 The control framework described above facilitates the identification of any areas of the Council's activities where there are significant weakness in the financial controls, governance arrangements of the management of risk.

As detailed in paragraph 6 above the annual review of the effectiveness has been completed and has not highlighted any significant control or risk management concerns. The Head of Internal Audit concluded in the Annual Internal Audit Opinion that the organisation has an adequate and effective framework for risk management, governance and internal control.

7.2 Significant Issues Arising 2021/22

7.2.1 Covid-19 Pandemic

The first impact of Covid-19 on our governance arrangements emerged in March 2020, had a significant impact throughout 2020/21 and continued into 2021/22 with the emergence of the Omicron variant. Whilst the direct impact of Covid-19 is currently lessening in 2022/23 it continues to impact on service delivery with a backlog of work to deliver the Gedling Plan still outstanding.

The key governance issues arising from the pandemic have been effectively addressed as demonstrated through regular reports to Cabinet on the Council's response to the pandemic and the impact on the Gedling Plan.

The key governance issues arising and actions to address these are summarised below:

Council Decision Making and Meetings

During 2020/21 when setting up the Incident Management Team structure in response to the Covid-19 pandemic, it was clear at an early stage that rapid decisions would need to be made to close facilities and suspend services in response to changes in government policy or staffing issues. In order to ensure established governance arrangements were maintained and Constitutional and legislative requirements complied with, an emergency decision making process was adopted.

Whilst the Constitution contains a delegation to the Chief Executive to make urgent decisions, given the magnitude of the potential impact of those decisions both in relation to the community and the Council's finances and to ensure transparency in decision-making, it was agreed that the Leader would make all Covid-19 response related decisions after consideration of a written report. Decisions were published on the Council's website in the usual way. These arrangements continued in 2021/22 proportionate to the ongoing Covid-related impacts.

Previously the Council had not had the power to hold meetings remotely and therefore when Covid-19 restrictions were imposed in March 2020, Council, Cabinet and Committee meetings had to be cancelled until further notice. The Procedural Rules included in the Constitution apply to remote meetings in the same way as they do for other meetings of the council;

ANNUAL STATEMENT OF ACCOUNTS 2021/22

ANNUAL GOVERNANCE STATEMENT

however additional Rules for holding remote meetings, were agreed by the Chief Executive in consultation with the Mayor on 10 May 2020. Virtual meetings recommenced in June 2020 and continued until the High Court ruled that virtual council meetings could not lawfully take place after 6 May 2021 and suitable arrangements were put in place to ensure a safe return in accordance with social distancing requirements with appropriate attendance levels to ensure effective decision making continues.

In conclusion the arrangements for decision making have remained effective following the onset of Covid-19.

Impact on Service Delivery

At the onset of the pandemic it was quickly recognised that effective Business Continuity Planning was vital to ensuring the continued operation of key services. A new Business Continuity Policy and Business Continuity Impact Assessment guidance was formally approved by Cabinet and a full suite of Business Continuity Plans covering all business continuity risks was completed for the whole organisation during 2020/21. This represented an improvement in the governance arrangements. Covid specific risk registers were completed and reviewed throughout 2020/21, continuing in 2021/22.

Covid related health and safety risk assessments were implemented across the organisation to support changes to service provision throughout all stages of the pandemic including for the covid secure reoccupation of buildings.

Enabling home working involved a rapid deployment of agile working guidance and equipment and ensured there was no compromise to IT security or the safety of staff. Investment in IT continued in 2021/22 to ensure all office staff were able to work in fully flexible way and be responsive to emerging risks as they arise.

Formal emergency planning arrangements including command structures and communication arrangements were in place throughout 2020/21 and 2021/22 providing sound controls to support the effective response to the rapidly changing circumstances through the various stages of lockdown. The command structures were finally stood down in March 2022 following the success of the vaccine programme in reducing the impact of the virus in the community. A review of Covid-19 response will be completed in 2022/23 by the Strategic Resilience Group to ensure lessons learned feed into future emergency planning arrangements.

Financial Impact

The Covid-19 pandemic had a material impact on the finances of the Council during 2020/21 which continued in 2021/22 with the total direct cost to the Council not funded by Government being in the region of £1.1m. Some of the direct costs are expected to continue in the medium term.

A revised Medium Term Financial Plan incorporating the ongoing impact of Covid-19 related risks and assumptions was presented to Council in March 2022 together with the revised Gedling Plan ensuring available resources are effectively aligned to priorities and the delivery of sustainable outcomes. This included a review of the current efficiency programme and the approval of a new efficiency programme for delivery over 2022/23 to 2024/25 to secure a sustainable financial position and value for money. The successful delivery of the efficiency programme is a key challenge for the Council and is closely monitored to identify any emerging risks at the earliest opportunity.

ANNUAL STATEMENT OF ACCOUNTS 2021/22

ANNUAL GOVERNANCE STATEMENT

Future Service Impacts

The Council's Covid-19 Reset Strategy was considered by Cabinet on 18 June 2020. The Strategy recognised the impact on the delivery of the Gedling Plan with the need for a review to ensure that it remains fit for purpose and incorporates any new work streams required as a result of Covid-19 impacts, ensuring the Council does not return to 'normal' but strives to 'build back better'.

The Gedling Plan is a key aspect of the Council's governance framework and essential in defining sustainable outcomes in terms of economic, social and environmental benefits and has now been fully reviewed and approved by Council both in March 2021 and March 2022 ensuring actions to address the ongoing impacts of Covid-19 are embedded within it, including actions that have been deferred due to reduced capacity arising from the required Covid response work.

The planned review of the Risk Management Strategy was deferred due to the impact of the Covid-19 response work and will now be completed in 2022/23. Risk Management processes continued to be effective throughout 2021/22 with regular updates of the Risk Management Scorecard being considered by Audit Committee and Overview and Scrutiny Committee. Other deferred actions related specifically to governance arrangements are noted in the Action Plan below.

7.2.2 Management Arrangements and Workforce Capacity

The Council approved a review of the senior management structure as part of its efficiency programme with a phased implementation timescale recognising the need to balance the requirements of delivering efficiencies with appropriate management capacity to ensure effective governance and the continued delivery of strategic objectives. Phases 1 and 2 were delivered by the end 2020/21 and phase 3 commenced in 2021/22, with the remaining services to be reviewed early in 2022/23.

It was recognised at the outset that new ways of working will be required to ensure successful delivery and there is potential for some capacity reductions to arise during this period of change which may impact on governance compliance and service planning which will require appropriate prioritisation to ensure Gedling Plan delivery is aligned to resources and to maintain staff morale.

As detailed in paragraph 7.2.1 and 7.2.3, the risk to workforce capacity is further exacerbated by the impact of Covid-19 pandemic and resulting backlogs and the emerging cost of living crisis.

The Head of Internal Audit's opinion detailed at paragraph 6.4 identifies a concern about the timeliness of management responses to draft reports and the implementation of agreed audit actions. Staff capacity issues are acknowledged as a potential reason for this arising which need to be addressed.

7.2.3 Economic Downturn and Cost of Living Crisis

The aftermath of the Covid-19 pandemic and post-Brexit supply side shortages and labour shortages, together with Russia's invasion of Ukraine and subsequent Western sanctions, have created a 'perfect storm' culminating in an adverse impact on the economy, dampening growth with inflation rising significantly above the Bank of England target levels which is now expected to remain elevated well into 2023.

The impact of economic downturn and resulting so called 'cost of living crisis' emerged towards the end of 2021/22. The Annual Governance Statement assesses governance in place during 2021/22 so for the majority of the year our governance was unaffected by the impact of cost of

ANNUAL STATEMENT OF ACCOUNTS 2021/22

ANNUAL GOVERNANCE STATEMENT

living crisis. Whilst the impact at the end of the 2021/22 financial year was not material, its ongoing impact will be significant and raises issues that will need to be addressed in 2022/23.

Key potential risk issues will be monitored via the established Risk Management process and include:

- a direct impact on service delivery and workforce capacity arising from increased service demand pressures and new initiatives to support vulnerable households, for example, implementation of the government's Energy Bills Rebate Scheme and the Council's own Council Tax Hardship Relief Scheme;
- Interrupted supply chains directly affecting service delivery;
- Budget pressures due to rising inflation for example pay pressures, fuel and utilities, reduced fees and charges income.

A mid-year review of the Medium Term Financial Plan will be required to consider the impact of the economic downturn on the financial sustainability of the Council. Key risk issues will be considered, including the impact of rising prices e.g. pay pressures, fuel and utilities, the potential adverse supply impacts on service delivery, and increasing service demand pressure from vulnerable households. The review will form an important aspect of financial management to inform the 2022/23 budget process to secure a sustainable financial position and ensure the successful delivery of the Gedling Plan continues to be supported.

7.2.4 The CIPFA Financial Management Code

CIPFA has introduced the Financial Management Code (FM Code) 2019, which sets out for the first time, the standards of financial management for local authorities. Adoption of the Code was required from 1 April 2021 and was included the Annual Governance Statement (AGS) Action Plan for 2021/22. A self-assessment providing assurance that the standards of the FM Code are being met was considered by Audit Committee in September 2021 and some improvement actions were noted.

The implementation of actions is progressing well with the majority being implemented and outstanding actions are carried forward in the AGS Action Plan for delivery in 2022/23 as detailed in the paragraphs below, including for example, implementation of the Officer Declarations of Interest process.

It should be noted that compliance with the FM Code is an ongoing requirement and new actions to both maintain and improve standards will be a normal feature of securing effective financial management and continuous improvement.

7.2.5 Fraudulent Activity

A sophisticated fraud which took place over a number of decades, conducted by an individual with key inside knowledge of the council's financial systems using sophisticated techniques was discovered in July 2022.

Upon discovery of the fraud the individual was suspended and subsequently dismissed following a thorough investigation by the Council and its internal auditors (BDO), the Council co-operated with the relevant bodies and a prosecution commenced in 2024 with the individual being sentenced to 5 years imprisonment in October 2024.

The financial impact of the fraudulent activity has been quantified as £934,343. During 2022/23 £327,750 was recovered from Nottinghamshire Local Government Pension Scheme leaving a balance of £606,593 which is currently being pursued via an insurance claim.

Following discovery of the fraud the Council have conducted training for all staff in fraud awareness and commissioned an extensive internal audit and implemented numerous changes in its processes. Recent changes in legislation have also put more measures in place to prevent this type of fraud from happening in the future.

ANNUAL STATEMENT OF ACCOUNTS 2021/22

ANNUAL GOVERNANCE STATEMENT

7.3 Action Plans

7.3.1 Review of Progress in 2021/22

The 2020/21 Annual Governance Statement (AGS) identified the following control or risk issues and some issues deferred from the previous year which whilst not significant were included, through its proactive and holistic approach to Governance. The progress is detailed below:

2021/22 AGS Actions:

- Officer Training – *A suitable training programme for staff will need to be developed following the outcome of the Constitution review, which would include training in financial management.*

The training programme commenced in 2019/20, covering Local Government Governance Basics; Reporting and Decision Making; Contract Standing Orders and Procurement; Contracts Risk Management; Members Code of Conduct. Further training was delivered during 2021/22 including Fraud Awareness Training. Due to the ongoing impact of Covid-19 response work, the adoption of the Constitution was completed in March 2022 and associated training will now take place in 2022/23 to include Financial Regulations, Contracts and Procurement Rules and the development of Fees and Charges.

Updated Action: Chief Financial Officer and Monitoring Officer – March 2023.

- Officer Declaration of Interests – *The review of the Counter Fraud and Corruption Strategy identified improvements to the process for officer declaration of interests that was due to be implemented in 2021/22 but has been deferred due to the impact of the Covid-19 response work.*

Updated Action: Chief Financial Officer and Monitoring Officer – March 2023

- Brexit - *The United Kingdom left the European Union on 31 January 2020 and entered a transition period which will last until 31 December 2020 and new rules will come into place from 1 January 2021. There is considerable uncertainty regarding the future rules and any impact on the economy and how this might impact on funding levels and demands for public services.*

Watching brief: Senior Leadership Management Team. Actions to ensure compliance with the changes in legislation have been implemented. Monitoring throughout 2021/22 was completed and will be ongoing in 2022/23.

- Financial Management Code – *Completion of a self-assessment demonstrating compliance with the Financial Management Code.*

Action: Chief Financial Officer/Senior Leadership Team – Completed September 2021

- Sustainable Medium Term Financial Plan (MTFP) – *Review and monitoring of MTFP risks and assumptions to determine if further action is required to secure value for money and a sustainable position: the delivery of the efficiency programme and performance of commercial operations; review of financial settlement and funding streams; the ongoing impact of Covid-19 including the emerging risks of an economic downturn.*

Action: Chief Financial Officer/Senior Leadership Team – Completed February 2022

ANNUAL STATEMENT OF ACCOUNTS 2021/22

ANNUAL GOVERNANCE STATEMENT

- Workforce Capacity – Phase 2 of the senior management restructure was completed in 2020/21 reducing the number of senior roles to deliver efficiency savings. A further phase of restructuring is due to be completed in 2021/22 to deliver further efficiencies. It is recognised that new ways of working will be required and there is potential for some capacity reductions to arise during this period of change and service planning will require appropriate prioritisation to ensure Gedling Plan delivery and to maintain staff morale.

Watching brief: Senior Leadership Management Team completed

- Constitution Review – The revised Constitution to be finalised and adopted by Council and training to be delivered.

Action: Senior Leadership Team/Monitoring Officer – Completed March 2022

- Equality and Diversity Policy and Action Plan – A revised Equality and Diversity Policy and an Equality Framework and Action Plan was approved by Cabinet for public consultation in 2020/21. Following consultation, the final policy and action plan will be adopted with implementation to commence during 2021/22.

Action: Director of Corporate Resources – Completed October 2021

- Risk Management Strategy and Training – A review of the Risk Management Strategy and training to be delivered to officers and key Members was planned for 2021/22 but has been delayed due to capacity issues arising from the ongoing impact of covid and implementation of the senior management restructure will now be completed in 2022/23.

Updated Action: Director of Corporate Resources – March 2023

- Emerging Government Legislation – A review of emerging key legislation to identify the impact on service delivery and resource requirements, including the Environment Act and Planning Regulations.

Watching brief: Senior Leadership Management Team completed; ongoing in 2022/23

7.3.2 Actions 2022/23

Based on our review of the Governance Framework, the following control and risk issues will be addressed in 2022/23. Whilst not all actions represent significant issues, all planned governance actions are included to provide a proactive and holistic approach to Governance:

- Sustainable Medium Term Financial Plan – A mid-year review of the Medium Term Financial Plan will be presented to Cabinet to consider the emerging risk of the economic downturn, increasing inflationary pressures and supply chain issues arising from the aftermath of the Covid-19 pandemic and Brexit, and the war in Ukraine. To consider the impact of rising prices, including pay pressures, fuel and utilities, the potential adverse supply impacts on service delivery, and increasing service demand pressures from vulnerable households. A budget consultation will be completed during the summer to inform the development of the future Gedling Plan 2023-27 to ensure service priorities are aligned to the resources available.

Action: Chief Financial Officer/Senior Leadership Team – Autumn

ANNUAL STATEMENT OF ACCOUNTS 2021/22

ANNUAL GOVERNANCE STATEMENT

- Workforce Capacity – To monitor the emerging risk of restrictions on workforce capacity to the delivery of the Gedling Plan and to governance compliance. Prioritise Gedling Plan actions to ensure alignment with resources available and to maintain staff morale. Workforce capacity is being impacted by: Covid-19 service impacts and the resulting backlog of service plan actions; implementation of the management restructure to deliver required efficiency savings requiring new ways of working to ensure success resulting in capacity reductions during this period of change; and the cost of living crisis increasing demands to support for vulnerable households.

Action: Senior Leadership Management Team - Ongoing

- Emergency Planning Arrangements and Business Continuity Plans – A review of emergency planning arrangements to incorporate lessons learned from the Covid-19 pandemic response and an update of all Business Continuity Plans to ensure they are fit for purpose for all business continuity risks. To include emergency planning training, in particular related to cyber risk.

Action: Head of Governance and Customer Services - March 2023

- Audit Committees in Local Authorities – To review and adopt: the principles of CIPFA's Position Statement: Audit Committees in Local Authorities, which was published early in 2022/23 and aims to ensure that effective audit committee arrangements are in place in order to meet statutory responsibilities; the latest recommendations regarding independent audit committee members being proposed by Government following the Redmond Review and the introduction of the new Audit Reporting and Governance Authority. To determine and deliver appropriate training for committee members.

Action: Chief Financial Officer – March 2023

- Financial Management Code Compliance Update – Ongoing monitoring of compliance with the Financial Management Code and implementation of planned actions.

Action: Chief Financial Officer – March 2023

- Internal Audit Actions Implementation – to implement system improvements to support the monitoring and timely implementation of internal audit actions by management.

Action: Head of Finance and ICT - September 2022

- 7.4 We propose over the coming year to take steps to address the above matters to further enhance our governance arrangements. We are satisfied that these steps will address the need for improvements that were identified in our review of effectiveness and will monitor their implementation and operation as part of our next annual review.

Mike Hill
Chief Executive

Date:

John Clarke
Council Leader

Date:

This page is intentionally left blank

2021/2022



Gedling Borough Council

Annual Statement of Accounts

2021/2022

Unaudited

ANNUAL STATEMENT OF ACCOUNTS 2021/22

This page is intentionally blank

GEDLING BOROUGH COUNCIL
ANNUAL STATEMENT OF ACCOUNTS 2021/22
TABLE OF CONTENTS

(1) INTRODUCTION

Table of Contents	1
Table of Notes to the Accounts	2
Narrative Report	3 - 18

(2) ANNUAL STATEMENT OF ACCOUNTS

Statement of Accounting Policies	19 - 35
Statement of Responsibilities (including the Chief Financial Officer's Certificate)	36

FINANCIAL STATEMENTS: 37

The Comprehensive Income and Expenditure Statement shows the accounting cost in the year of providing services in accordance with International Reporting Standards (IFRS), rather than the amounts to be funded from taxation (which are shown in the Expenditure Funding Analysis at note 5 on page 46). The Movement in Reserves Statement (MiRS) shows how the Council's resources, or "net worth", moved over the year, and the Balance Sheet shows how those resources were held at the year-end in the form of assets and liabilities. Finally the Cashflow Statement shows how the Council's cash balances have moved over the year.

Comprehensive Income and Expenditure Statement (CIES)	38
Movement in Reserves Statement (MiRS)	39
Balance Sheet	40 - 41
Cash Flow Statement	42
Notes to the Accounts (see index on page 2)	43 - 91
Collection Fund Accounts	92 - 96

(3) AUDIT STATEMENTS: 97 - 102

(4) ACCOMPANYING STATEMENTS: 103

Annual Governance Statement	104 - 116
-----------------------------	-----------

ANNUAL STATEMENT OF ACCOUNTS 2021/22

TABLE OF NOTES TO THE ACCOUNTS

NOTE	PAGE	DESCRIPTION
1	43	Accounting policies
2	43	Accounting standards issued but not adopted
3	43	Critical judgements in applying accounting policies
4	43-45	Assumptions about the future and estimation uncertainty
5	46	Expenditure and Funding Analysis
6	47-48	Note to the Expenditure and Funding Analysis
7	48	Segmental analysis
8	49	Expenditure and Income analysed by nature
9	50-53	Adjustments between accounting basis and funding basis under regulations
10	54-55	Earmarked reserves
11	56-57	Analysis of grants and contributions included in CIES
12	58	Capital expenditure and capital financing
13	59-61	Property, plant and equipment
14	61-62	Investment properties
15	62	Intangible assets
16	63-66	Financial instruments
17	67-68	Nature of risk arising from financial instruments
18	68-69	Long-term debtors
19	69	Short-term debtors
20	69	Cash and cash equivalents
21	70	Short-term creditors and receipts in advance
22	70	Provisions
23	71	Usable reserves
24	71-75	Unusable reserves
25	76	Cash flow - operating activities
26	77	Cash flow - investing activities
27	77	Cash flow - financing activities
28	77-78	Members' allowances
29	78	External audit costs
30	79-80	Officers' remuneration
31	80	Termination benefits
32	81-88	Post-employment benefits
33	89-90	Related parties
34	90	Contingent liabilities
35	90-91	Contingent assets
36	91	Events after the balance sheet date
37	91	Leases

ANNUAL STATEMENT OF ACCOUNTS 2021/22

NARRATIVE REPORT

1. Introduction to Gedling Borough

The Borough of Gedling is home to an estimated 117,800 people living in just over 53,000 households and is also the base for around 5,000 businesses. It covers 120 square kilometres on the outskirts of Nottingham and is a Borough of contrasts, with an urban commuter base centred on the towns of Carlton and Arnold, extending out to rural farmland and villages including Calverton, Ravenshead and Woodborough.

Gedling's vision is clear: we are responsible for a wide range of local services that matter to our residents in the borough. However we do not limit our interest to those services we are directly accountable for but rather seek to influence and make a difference in all aspects of community life. At the centre of what we do is the motto "Serving People, Improving Lives" by which we aim to fulfil our ambition of being regarded as an excellent Council by the people and businesses we serve and the staff we employ and by making a positive difference to people's lives as well as creating opportunities for everyone to fulfil their full potential.

Managing a net revenue budget of £11.7m and a revised capital budget of over £9.5m, the Council provides a wide range of services for its residents as detailed in our Gedling Plan 2020-23.

Gedling has a strong record of delivering high quality, low cost services, but the Council continues to face cuts in central government funding, making this an ever increasing challenge to maintain. Funding cuts have come at a time of increasing demands for services from a growing and increasingly ageing population, together with inflationary pressures, in particular the Government's removal of the public sector pay cap has impacted on pay expectations in local government. The Covid-19 pandemic has had an unprecedented impact upon the Council in 2020/21 and 2021/22 in both financial and performance terms and further details are set out in section 4. The financial environment facing the Council is expected to continue to be challenging in 2022/23 and beyond. Details of the plans made by the Council for 2021/22, the performance achieved against those plans and a look forward to 2022/23 and beyond are given in the following sections.

2. Gedling's Plans for 2021/22

The Gedling Plan 2020-23, summarising how the Council would work with its partners to improve the lives of its residents, support local businesses and provide high quality and excellent value for money services, was approved by Council on 5 March 2020. This document set out the Council's five priorities, and all Gedling's plans are structured around these priorities, which are summarised below:

- ❖ Cohesive, Diverse and Safe Communities - to promote strong, resilient communities and reduce hardship and inequality;
- ❖ High Performing Council – to be a high performing, efficient and effective Council;
- ❖ Vibrant Economy - to promote and drive sustainable growth across the borough to meet current and future needs;
- ❖ Sustainable Environment - to promote a sustainable environment;
- ❖ Healthy Lifestyles – to promote the health and wellbeing of our residents;

2021/22 Budget Highlights

On 25 November 2020 the Government announced the outcome of the Spending Round 2020. At national level, this included an increase in Core Spending Power (CSP) for local authorities equivalent to a cash increase of 4.5% for 2021/22 which primarily related to increases in funding for social care which is not a district council function. The subsequent Local Government Finance Settlement 2021/22 was a further one year settlement that meant no clarity over funding levels beyond March 2022. Gedling's CSP increased in 2021/22 by 1.4% compared to 2020/21 which was 3.1% below the 4.5% increase received by the local government sector as a whole.

Gedling's settlement funding assessment (revenue support grant and business rates income) for 2021/22 was unchanged from that in 2020/21 at £3.076m. This amounted to a reduction of £1.862m (or 37.7%) compared to 2015/16. The settlement funding assessment for 2021/22 accounted for 26% of Gedling's net budget for 2021/22 compared to 60% in 2010/11.

ANNUAL STATEMENT OF ACCOUNTS 2021/22

NARRATIVE REPORT

An additional burden continued from changes made in 2017/18 to the New Homes Bonus (NHB), which reduced the length of time for which the bonus is paid and introduced a baseline increase in the number of new homes below which no NHB is payable. The impact of this in 2021/22 was a grant reduction of £2.3m when compared to the amount received in 2016/17 before the scheme was changed.

A new Central Government grant that was introduced in 2021/22 was the Lower Tier Services Grant. Gedling's allocation was £131,000 and this is included in the CSP figure.

The Local Government Finance Settlement 2021/22 was accompanied by four Covid-19 funding policies providing non-ringfenced grants. First, there was a Covid-19 Expenditure Pressure Grant distributed on the basis of the Covid Relative Needs Formula that saw Gedling allocated £534,700. Second, Gedling received £117,700 in Local Council Tax Support Grant to meet the additional costs of the Local Council Tax Reduction Scheme (LTRS). Third, the Government stated that funding would be provided to compensate local authorities for 75% of irrecoverable losses in Council Tax and Business Rates income in 2020/21 (estimated to be £718,000) and finally an extension of the Sales, Fees and Charges Compensation Scheme to cover 75% (after accounting first for a 5% deduction of budgeted income) for the first three months of 2021/22 (estimated at £268,000).

In order to manage both the grant reductions and spending pressures, since 2014/15 the Council has approved four efficiency programmes totalling £6.5m net of risk provision. Progress has been positive and budget reductions have been in line with the profiled estimates. Of the total programme, £1.7m net of risk provision was planned for delivery over the period 2020/21 to 2022/23. Following a review, non deliverable efficiencies of £605,000 were identified leaving £1.1m of which £0.5m was expected for delivery in 2020/21. This left £0.6m to be delivered in 2021/22 to 2022/23. Due to additional budget pressures, a new target of £584,000 was proposed for 2021/22 to 2024/15 with £254,200 in 2021/22.

The budget approved by the Council on 4 March 2021 included major budget pressures of pay inflation, an increase in rent allowances and a reduction in major planning applications income.

3. Gedling's Performance in 2021/22

a. Financial Performance

During 2021/22, Cabinet received the usual Gedling Plan monitoring reports by portfolio for decision making (see the Expenditure and Funding Analysis at disclosure note 5 on page 46) and approved budget amendments to align resources to meet identified budget pressures, managing within the overall maximum capital and revenue budgets approved by Council, which included approved budget carry forwards from 2020/21.

ANNUAL STATEMENT OF ACCOUNTS 2021/22

NARRATIVE REPORT

Capital Outturn

Summary capital outturn expenditure by portfolio is shown below, together with its financing:

Capital Outturn	Revised Estimate 2021/22 £000	Actual 2021/22 £000	Variance 2021/22 £000
Capital Expenditure:			
Community Development	4	0	(4)
Housing, Health & Wellbeing	1,357	789	(568)
Public Protection	2,301	1,254	(1,047)
Environment	1,501	935	(566)
Growth and Regeneration	3,404	2,785	(619)
Resources and Reputation	976	564	(412)
Total Capital Expenditure	9,543	6,327	(3,216)
Financing:			
Capital Receipts	(611)	(632)	(21)
Capital Grants and Contributions	(3,113)	(1,849)	1,264
General Fund Revenue Contribution	(1,656)	(1,562)	94
Developer Contributions	(187)	(58)	129
Borrowing	(3,976)	(2,226)	1,750
Total Financing	(9,543)	(6,327)	3,216

Requests for carry forward of budgets to 2022/23 totalled £3.1m.

Major investments in services during the year included:

- ❖ £2.411m on the Arnold Market development;
- ❖ £1.195m provided for Disabled Facilities Grants;
- ❖ £0.721m on measures to enhance the provision of temporary accommodation;
- ❖ £0.657m on replacement vehicles;
- ❖ £0.374m on the development of Carlton Square;

At the end of the year capital grants and contributions received but not yet applied to capital expenditure totalled £6.77m. These capital reserves remain available for use in future years.

The Capital Financing Requirement represents the Council's underlying "need" to borrow for capital purposes and totalled £11.659m at 31 March 2022. No PWLB loans matured during 2021/22 and one additional PWLB loan for £1.0m was taken out in the year. Total external debt at 31 March 2022 totalled £10.812m and therefore the Council remained in an "internally borrowed position", effectively using some of its reserves and balances to support capital expenditure in the short term. This approach is deemed prudent since although borrowing and investment rates are starting to increase, any further borrowing in advance of cash flow requirements would result in a significant additional cost to carry the extra debt. The Council has access to borrowing facilities at concessionary "certainty" rates from the PWLB. Loans taken from PWLB have special characteristics in that interest rates are based on the Government's cost of borrowing, rather than on market rates.

ANNUAL STATEMENT OF ACCOUNTS 2021/22

NARRATIVE REPORT

Revenue Outturn

Summary outturn revenue expenditure by portfolio is shown below, together with its financing:

Revenue Outturn	Estimate 2021/22 £000	Actual 2021/22 £000	Variance £000
Portfolio:			
Community Development	1,473	1,394	(79)
Housing, Health & Wellbeing	2,933	2,458	(475)
Public Protection	1,576	1,881	305
Environment	5,105	5,041	(64)
Growth and Regeneration	910	531	(379)
Resources and Reputation	2,919	1,940	(979)
Net Portfolio Budget	14,916	13,245	(1,671)
Transf'd (from)/to Earmarked Reserves	(3,261)	(1,909)	1,352
Net Council Budget	11,655	11,336	(319)
Financing:			
Business Rates	(1,714)	(1,235)	479
Council Tax	(6,423)	(6,423)	0
Lower Tier Services Grant	(131)	(131)	0
Local CTRS Support Grant	(118)	(118)	0
New Homes Bonus	(107)	(107)	0
Transfer (from)/to General Fund Balance	(3,162)	(3,322)	(160)
Total Financing	(11,655)	(11,336)	319

The final revenue outturn position is an underspend of £319k, equating to 2.7% of the estimate, primarily due to savings on staffing and property costs and improved income. Further details of the impact of the Covid-19 pandemic in respect of the Council's finances and performance are set out in section 4.

The General Fund balance at 31 March 2022 is £4.601m, which is well above the minimum required by the Council's Medium Term Financial Plan. However, the reduction in the balance during the year is primarily due to Section 31 grant received during 2020/21 being utilised in 2021/22 to fund the exceptional business rates deficit created by the Covid-19 pandemic. The remaining balance will be available to support future revenue expenditure.

In addition to the General Fund balance, earmarked reserves are sums set aside to provide financing for specific future expenditure plans. The total balance of such reserves at 31 March 2022 is £6.122m as opposed to £8.031m at 31 March 2021.

Council Tax

Gedling collects its own council tax and also, as a billing authority, for Nottinghamshire County Council, the Nottinghamshire Police and Crime Commissioner, the Combined Fire Authority and twelve parish councils. This has a significant impact on the Council's cash flow with the Council planning to collect around £79.4m and retaining only its own £6.5m for spend on services in 2021/22. Gedling's element of the council tax was increased by £5 (for a Band D equivalent property) in 2021/22 and during the year 98.06% of council tax due was collected, against a target of 98.5%.

ANNUAL STATEMENT OF ACCOUNTS 2021/22

NARRATIVE REPORT

Non-Domestic Rates

Under the Business Rates Retention Scheme, Gedling collects business rates income and pays over the appropriate shares to Central Government, Nottinghamshire County Council and the Combined Fire Authority. Gedling was due to collect business rates income of £18.8m in 2021/22 after applying a number of reliefs announced by the Government in response to the Covid-19 pandemic. These reliefs and the accompanying compensation grants from the Government have had a significant impact on the Council's cash flow in 2021/22 and this impact will continue for a number of years. Gedling's share of business rates income amounted to £1.2m in 2021/22.

The Business Rates Retention Scheme introduced a requirement to maintain a provision for rating appeals. The system is complex and neither the degree of successful appeals nor the reduction in rateable value achieved can be pre-determined. Using the best information available the total provision at 31 March 2022 is £4.12m, of which Gedling's share under the scheme is £1.65m. This represents an increase of £0.33m from the position at 31 March 2021.

During the year, 97.36% of the business rates due was collected against a target of 98.9%.

Balance Sheet

The Council's net worth decreased from a net liability of £31.940m to one of £21.547m at 31 March 2022. The movement is largely due to a change in the pension liability.

❖ Pension Liabilities

The Council's pension liability is the value of its commitment to pay retirement benefits across future years, offset by the value of assets invested in the Pension Fund. The Pension Fund is revalued every three years to set future contribution rates. At the most recent actuarial valuation on 31 March 2019, which set Gedling's contribution rates for 2020/21 to 2022/23, the funding level of the Nottinghamshire County Council Pension Fund was 93%, which compared favourably to the actuary's previous estimate that the funding level would be 90% by the date of the valuation.

Gedling's pension liability decreased by £8.7m to £60.7m during 2021/22. This was mainly due to decrease of £2.4m in the present value of the defined benefit obligation and an increase of £6.3m in the fair value of fund assets based on technical calculations and actuarial assumptions. Whilst this has a significant impact on the Council's net worth, the increase in pension liability will be made good by the increases in future contributions and bears no relation to the cash position on the Pension Fund.

❖ Short Term Creditors

The value of short term creditors and receipts in advance increased by £1.9m during 2021/22.

❖ Short Term Debtors

The value of short term debtors decreased by £5.0m during 2021/22. The balance of statutory debtors was particularly significant at 31 March 2021 due to the central government share of the exceptional business rates deficit - resulting from additional reliefs granted due to the pandemic. The balance has reduced considerably at 31 March 2022.

b. Non-Financial Performance

Key Achievements and Key Performance Measures:

The Council has made a commitment to closely align budget and performance management in line with good practice. To deliver this commitment, progress in respect of activities, achievements and performance measures, grouped by the Council's priorities, is reported to Cabinet on a regular basis. Key achievements are deemed to be those making a real difference to peoples' lives, in keeping with the Council's key aim of Serving People, Improving Lives whilst key performance measures allow progress towards these to be monitored.

ANNUAL STATEMENT OF ACCOUNTS 2021/22

NARRATIVE REPORT

Cohesive, Diverse and Safe Communities:

Key Achievements

- ❖ We approved a new Equality and Diversity Policy and Action Plan following consultation with residents and local community groups. The policy can be viewed by visiting www.gedling.gov.uk
- ❖ Successful Outreach services are now running across the Borough with weekly sessions run by our Customer Services team at the Carlton Hub.
- ❖ A range of successful events were held throughout the year including Remembrance events, a programme of summer events, Christmas markets and light switch-ons, Gedling Play Forum events and play-pack distributions, a half term event at the Newstead Centre and a welfare community day at Bestwood Miners' Welfare.
- ❖ We have been highly successful in working with Community Activity Providers to deliver Holiday Activities and Food (HAF) programmes over Easter, summer and winter 2021. The programmes have also been maximised by additional HAF delivery at family events, resulting in over 1000 free school meals and SEND eligible children and young people aged 5 - 16 in Gedling and their families benefitting from the scheme.
- ❖ A new Council policy to protect animals and vulnerable people from firework displays was agreed. All public displays on Council owned land will now need to be advertised in advance and local suppliers will be encouraged to stock quieter fireworks. We will be working with other relevant authorities to ensure the current rules around the purchase and setting off of fireworks is enforced across the borough and county.
- ❖ New CCTV equipment has been installed at Carlton Square and Arnold Town Centre as part of the Council's commitment to reduce crime and anti-social behaviour in the borough.

Key Performance Measures

- ❖ 48 fixed penalty notices were served for litter and dog fouling;
- ❖ Over £1m of adaptations were funded to support people with disabilities to remain in their homes;
- ❖ The average time to process new Housing Benefits claims (in calendar days) was 13.5 days against target of 15 days;
- ❖ 99.2% of fly tipping incidents were removed within 4 working days;

High Performing Council:

Key Achievements

- ❖ We completed our biennial Resident's Survey. The results will be used to inform our new Gedling Plan for 2023-27
- ❖ The Constitution was reviewed and approved to ensure it is as robust and up to date as possible to allow for effective governance.
- ❖ We successfully completed County and Police & Crime Commissioner elections in the midst of the pandemic and as well as a by-election.
- ❖ Our ICT team provided laptops and other equipment to allow employees to continue to work in a flexible and agile way thus saving money, creating efficiency and meeting the needs of our customers.
- ❖ We approved a new efficiency programme and achieved a balanced Medium Term Financial Plan.

Key Performance Measures

- ❖ 94.4% of calls to our Contact Centre were answered or a call made back;
- ❖ We have 44,000 'Keep Me Posted' email newsletter subscribers;
- ❖ Almost 3,000 responded to our biennial Residents Survey
- ❖ Over 98% of council tax was collected.

ANNUAL STATEMENT OF ACCOUNTS 2021/22

NARRATIVE REPORT

Vibrant Economy:

Key Achievements

- ❖ We successfully completed the full administration and payment of 20 different grant schemes totalling £31.4m of support to local businesses facing financial difficulty during the Covid-19 pandemic and re-opening periods.
- ❖ Our self-build matchmaker service was launched. This aims to match landowners who are considering selling their land with people who want to build their own home within Gedling Borough.
- ❖ Our planning team produced a residential design guidance which will be used to negotiate future planning applications and promote higher design standards.
- ❖ We worked collaboratively with partners to secure development funding and the delivery of the new Gedling Access Road to improve journey times, reduce congestion through Gedling village and facilitate the delivery of new homes and businesses to the Borough.
- ❖ Our Human Resources team worked with East Midlands Councils and our own service teams to set up our Kick Start scheme - a national scheme through which young people up to the age of 25 can gain temporary paid work experience funded by the Government.
- ❖ Working with West Notts College and the County Council, we took part in a Supported Internship programme which provided practical and real work experience for students with additional needs to help them become more employable once they leave college.
- ❖ We continued to make good progress with the AMP (Arnold Market Place) development with construction now nearing completion and promotion and marketing well underway.
- ❖ The main resurfacing works at our Carlton Square development are now complete and plans are underway for improvements to the shopping area.

❖ Key Performance Measures

- ❖ 81 long term empty homes were returned to use as a result of our intervention;
- ❖ 37 affordable homes were delivered (gross) against a target of 20;
- ❖ 100% of major planning applications were progressed within 13 weeks against the target of 90%;

Sustainable Environment:

Key Achievements

- ❖ Following extensive public consultation our Carbon Management Strategy and Action Plan were approved. These contain over 100 actions to drive the Council forward to achieve our ambitious net zero target by 2030.
- ❖ Work began to develop a borough wide Heritage Way – a recreational route that highlights the many locations and iconic places across the borough.
- ❖ Our Gedling Big Spring Clean and other local litter pick activities were once again highly successful with many volunteers taking part. Lots of positive feedback was received from local schools and groups.
- ❖ We adopted the Linby Conservation Area Character Appraisal which sets out guidance for the preservation and control of change to ensure the Conservation Area continues to retain its special architectural and historic interest.
- ❖ Our new Waste and Recycling Policy was developed and approved to increase recycling rates and create a more sustainable way of disposing of waste in the borough.
- ❖ We extended our annual free bulky waste collection for a sixth year. This offers a free collection of large household items to all residents, subject to availability and on a first come, first served basis. All slots were allocated and the offer was open to all.
- ❖ Gedling Country Park was further improved by the addition of an outdoor seating area at Café 1899, a new tree trail, and the planting of approximately 600 further trees as part of the Green Lung Project.
- ❖ We were once again delighted to receive Green Flag Awards for four of our flagship parks - Gedling Country Park, Arnot Hill Park, Burton Road Jubilee Park and Bestwood Country Park.

ANNUAL STATEMENT OF ACCOUNTS 2021/22

NARRATIVE REPORT

Key Performance Measures

- ❖ Nearly 1,700 trees were planted in the Borough;
- ❖ 33.9% of household waste was recycled;
- ❖ 98% of streets surveyed had acceptable levels of litter;

Healthy Lifestyles:

Key Achievements

- ❖ We have continued to improve our leisure centres including the introduction of personal training, purchase of equipment ready for the launch of virtual aqua classes, new bike storage facilities, essential pool maintenance and the development of a new Leisure Management System to improve the overall customer experience.
- ❖ A new swimming scheme was launched to help people in the borough to be more active and enjoy swimming. The Swimming Passport scheme enables Gedling residents aged under 16 and over 65 to swim for free at dedicated weekly sessions at leisure centres.
- ❖ Our Health and Wellbeing team and commissioner partners operating in the borough continue to collaborate on key opportunities. Joint projects have included a Let's Talk Wellbeing service, commissioning of further Citizens Advice Bureau services in GP settings, the development of family food clubs and the GoodSam NHS volunteer pilot national consultation.
- ❖ The "One Step at a Time" project to address isolation and loneliness continues to match volunteers with identified individuals that need some support to re-engage in community based activities. In Gedling the concept is being coordinated by Jigsaw Homes and is focussed in the Carlton area.
- ❖ We were awarded over £90k from the Football Foundation towards facility improvements at Lambley Lane Recreation Ground which will enable local football clubs to deliver grassroots football in a positive environment. Further sites at Ravenshead, Arnold Town FC and Goosedale have also been successful in investment.

Key Performance Measures

- ❖ The learn-to-swim scheme has grown from 2,426 members pre-Covid to 3,501.
- ❖ Health and Wellbeing E-Newsletters have been circulated throughout the year to over 6,000 recipients.
- ❖ There are now 279 registered Gedling residents with access to the Armed Forces Leisure Card scheme.
- ❖ 96% of food premises scored 4 or 5 in the national food hygiene-rating scheme.
- ❖ There were over 800,000 visits to our Leisure Centres.

Actions:

The Council's performance management included 96 actions in the Gedling Plan that were due for completion in 2021/22. At the end of the year, 27 actions had been completed with 65 in progress and 4 where the target was missed. The actions that were not completed have been carried forward to 2022/23 and are as follows:

- ❖ Create a welcoming and vibrant reception at the Civic Centre;
- ❖ Develop and implement a new ICT Strategy;
- ❖ Explore and further develop plans for the Gedling Borough Heritage Way
- ❖ Work with owners to identify and secure opportunities for external funding for key historic assets.

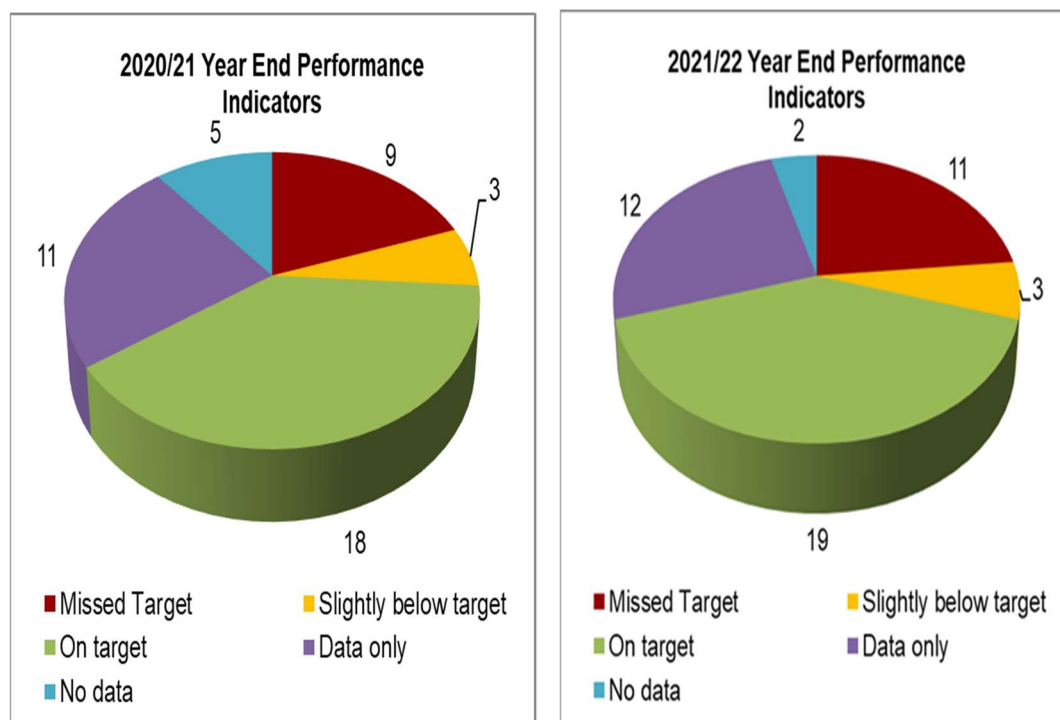
Performance Indicators:

Whilst Actions refer to the Council's broad aims, Performance Indicators are more specific and represent measurable targets that are monitored and reported to Members on a quarterly or annual basis as appropriate. At 31 March 2022, 22 of the 47 indicators were on target or slightly behind target, with 11 behind target and 12 indicators used for tracking purposes only.

ANNUAL STATEMENT OF ACCOUNTS 2021/22

NARRATIVE REPORT

No data was available for 2 of the indicators. The proportion of indicators which missed targets for 2021/22 was broadly the same as for 2020/21. This was influenced by issues arising from the Covid-19 pandemic where a “whole Council” approach was adopted that resulted in capacity issues for some teams.



What we did well - 22 indicators were on target or slightly behind target. Examples of particularly positive results, either in terms of the performance against the target or when compared with 2020/21, are shown below

- ❖ The average time to process new Housing benefit claims in 2021/22 was 13.5 calendar days and below the target of 15 days;
- ❖ The percentage of calls to the contact centre that were answered or called back in 2021/22 was 94.4% and exceeded the target of 94%;
- ❖ The percentage of customers seen within 15 minutes was 100% against a target of 94%;
- ❖ The number of “Keep Me Posted” email newsletter subscribers increased from 37,777 in 2020/21 to 44,000 in 2021/22 and exceeded the 2021/22 target of 38,000;
- ❖ 81 long term empty homes in the borough were returned to use as a result of intervention by the Council in 2021/22 compared to 65 in 2020/21 which was significantly in excess of the target of 40;
- ❖ 37 affordable homes were delivered (gross) which was comfortably in excess of the target of 20;
- ❖ The percentage of major planning applications processed within 13 weeks was 100% against a target of 90%;
- ❖ The percentage of fly tipping incidents removed within 4 working days was 99.2% against a target of 98%.
- ❖ The amount of residual household waste per household was 535.3kg against a target of 560kg.
- ❖ The percentage of food premises scoring 4 or 5 in the national hygiene rating scheme was 96% against a target of 90%.

Where we need to improve - whilst overall performance is positive, 11 indicators were behind target. Three major areas of concern were:

ANNUAL STATEMENT OF ACCOUNTS 2021/22

NARRATIVE REPORT

- ❖ The average length of time spent in temporary accommodation increased from 20.9 weeks in 2020/21 to 24.3 weeks in 2021/22 and was in excess of the target of 22 weeks. During the Covid-19 pandemic officers had to deliver the "Everyone In" initiative aimed at ensuring nobody was rough sleeping or homeless despite their circumstances. This resulted in the overall number of clients entitled to temporary accommodation increasing. The team have also continued to support 'extremely vulnerable' clients as well as supporting several large families who require a larger property. Finding housing in the private rented sector continues to be a challenge as current rent levels far exceed the Local Housing Allowance rates awarded for those on benefits and this gap increases for the larger properties. As a consequence, clients have to be housed in temporary accommodation.
- ❖ The net number of additional homes provided increased from 310 in 2020/21 to 357 in 2021/22 but was lower than the 480 anticipated. The Housing Delivery Action Plan, published in July 2021, analyses the key reasons for the under delivery of the Council's housing requirement and identifies measures the Council intends to undertake to increase the delivery of new housing. The Action Plan looks at the planning policy context, provides an analysis of past housing delivery and identifies a number of key actions which aim to improve housing delivery.
- ❖ The percentage of household waste sent for reuse, recycling and composting was 33.9% against a target of 36%. The Council has a media campaign to promote recycling utilising the website, social media and advertising on refuse vehicles. The bin calendar is distributed to all households whilst there is also leafleting and the bin reminder e-mail service.

4. Impact of Covid-19 Pandemic

Background

The financial impact of the Covid-19 pandemic has continued during 2021/22 but to a lesser extent than in 2020/21.

The outturn position of the total net budget impact of the Covid-19 Pandemic is summarised in the table below:-

Budget Implications Covid-19	Actual 2020/21 £	Actual 2021/22 £
Expenditure Pressures	644,900	55,400
Income Losses	3,260,900	1,114,900
Total Budget Pressure	3,905,800	1,170,300
Government Grant Funding:		
Emergency Funding	(1,570,000)	(534,700)
Income Compensation	(1,588,800)	(201,500)
Job Retention (Furlough)	(362,600)	(50,700)
Total Grants	(3,521,400)	(786,900)
Net Total Budget Impact	384,400	383,400

ANNUAL STATEMENT OF ACCOUNTS 2021/22

NARRATIVE REPORT

In addition to the funding stated above, as part of the Government response to the Covid Pandemic a number of Government Grants have been issued to Local Authorities to distribute to individuals and businesses. The total amount of grants awarded to Gedling in 2021/22 was £2,938,100. This includes £1,961,800 of Mandatory Grants, where the Council acts as an Agent of the Government to award grants directly in line with set grant conditions and restrictions. Mandatory Grants are held on the Balance Sheet with any unpaid amounts repaid to the Government.

The remaining £976,300 of grants are directed through the Revenue Accounts and are made up of Discretionary Grants which the Council have distributed as part of individual Council approved schemes, specific grants for delivery of specified outcomes and administration grants which recognise the additional workload faced by the Council. These grants are detailed in the table below;

	Grant
	£
Business Support Grants	
Additional Restrictions Business Grants	774,500
Grants for Citizens	
Test & Trace Support Grants	24,500
Admin Support Grants	
Business Grants	130,700
Test & Trace Support	46,600
Total	976,300

Key Achievements

- ❖ Operation of a local Incident Response Team (IMT) until March 2022 that coordinated response operations on behalf of the Council working closely with Nottinghamshire County Council, Public Health and NHS services. Covid-19 IMT meetings took place since January 2020. Up until September 2021, we recorded detailed statistics regarding local Covid cases, deaths and vaccination takeup to assist a rapid response to local outbreaks.
- ❖ We used the Government's Contain Funding to support our key statutory services such as Environment Health to recover and catch up with work following our deployment on Covid-19 compliance work during the previous year.
- ❖ The IMT supported the coordination of Covid-19 testing sites at Druid's Car Park in Arnold, Lambley Lane Recreation Ground and the Richard Herrod Centre.
- ❖ The IMT coordinated the reopening of Council offices and facilities as part of the Government's Covid-19 roadmap, ensuring risk assessment and mitigation measures were in place for a safe re-opening of our services.
- ❖ The Richard Herrod Centre operated as a Community Vaccination Centre until October 2021 and then opened for vaccinations again as a pop-up centre in December 2021 as the Omicron variant emerged. In total over 150,000 Covid-19 vaccinations were received by residents at the site.
- ❖ The Gedling Covid-19 Recovery Fund was launched in 2021 to support local community organisations in their aid for our most vulnerable residents as they emerged from lockdown.
- ❖ We worked closely with retailers and businesses to ensure they re-opened and were following the Government Covid guidelines.
- ❖ Working with Nottinghamshire County Council, we developed an assessment process for targeting mobile vaccination services using local vaccination take up data. This has been adopted as a good practice approach across the County.
- ❖ Our Customer Services team facilitated the Household Support Fund to financially aid our most vulnerable residents during 2021.
- ❖ We have been shortlisted for a national MJ Award for our work at the Richard Herrod Centre as a Humanitarian Hub and Vaccination Centre.
- ❖ Approximately £1.2 million of Covid Additional Relief Fund (CARF) grant was paid to businesses in April 2022

ANNUAL STATEMENT OF ACCOUNTS 2021/22

NARRATIVE REPORT

5. The Council's Future Plans – The Way Forward

The financial position remains extremely challenging with Central Government support to the Council continuing to fall. The Settlement Funding Assessment for 2022/23 has fallen by 37.7% or £1.86m in cash terms over the period from 2016/7 to 2022/23 compared to the base position of 2015/16. The total settlement in 2022/23 compared to the amount received in 2010/11 is reduced by £5.8m or 65%. The Settlement Funding Assessment is now just 25% of Gedling's net budget for 2022/23, compared to 60% in 2010/11. In addition, New Homes Bonus has reduced by £1.88m in 2022/23 when compared to the grant received in 2016/17. Gedling is judged to have had the seventh largest reduction in core spending power when comparing 2022/23 to 2015/16 out of 341 councils in England.

The Council has always taken, and will continue to take, a proactive approach to funding cuts, actively seeking out ways to identify pressures, possible efficiencies and new sources of income. The Gedling Plan 2020-23 was presented to Members on 5 March 2020 and reaffirmed the Council's priorities as:

- ❖ Strong and Dynamic Communities;
- ❖ Vibrant Economy;
- ❖ Sustainable Environment;
- ❖ Healthy Lifestyles;
- ❖ High Performing Council.

Since 2014/15, progress with the delivery of four separate Efficiency Programmes totalling £6.5m net of risk provision has been positive and budget reductions achieved have been broadly in line with the profiled estimate. Of the total programme, £2.6m was planned for delivery from 2019/20 to 2022/23.

As regards 2021/22, the original programme for the delivery of efficiencies totalled £0.906m but £0.264m was subsequently deferred to 2022/23. Efficiencies actually delivered in 2021/22 totalled £0.642.

Due to the reduced delivery of the existing efficiency programme and future funding uncertainty, a new cumulative efficiency target of £0.545m was approved by the Council in March 2022 and incorporated within the Medium Term Financial Plan. This comprised of targets of £0.337m for 2022/23, £0.108m for 2023/24 and £0.100m for 2024/25. The inclusion of this target maintained the required level of efficiencies broadly in line with previous expectations and contributed to the achievement of a balanced budget.

It is recognised that there continue to be significant risks in delivering the full amount of savings in the remaining projects. The implications of the recovery from the Covid-19 pandemic, for example, are expected to place pressure on the Council's finances which, in turn, will mean that the delivery of the planned savings will be more critical than ever.

Even in the face of the financial challenges, the Council remains ambitious for its residents, businesses and taxpayers and the 3 year capital investment plan, detailed below, includes schemes to provide affordable housing, replace vehicles and refurbish play areas.

ANNUAL STATEMENT OF ACCOUNTS 2021/22
NARRATIVE REPORT

Capital Estimate	Three Year Plan		
	2022/23 £000	2023/24 £000	2024/25 £000
Housing, Health and Wellbeing	2,634	0	0
Public Protection	1,065	1,000	1,000
Environment	1,782	1,161	580
Growth and Regeneration	350	0	0
Resources and Reputation	629	460	260
Equipment Replacement	0	70	70
Future Service Development Bids	0	100	100
Total Expenditure	6,460	2,791	2,010
Financing			
Capital Receipts	(611)	(611)	(50)
Capital Grants and Contributions	(2,154)	(1,000)	(1,000)
General Fund Revenue Contribution	(135)	0	0
Borrowing	(3,560)	(1,180)	(960)
Total Financing	(6,460)	(2,791)	(2,010)

In addition to reductions in Government grant funding, the key strategic financial risks facing the Council over the forthcoming years are:

- ❖ Fair Funding Review – the Government’s review and consultation process is ongoing and implementation of the Fair Funding Review based on an updated assessment of relative needs and resources has been further delayed. The Government recognises that this could result in significant changes to funding baselines and therefore the level of resources available to the authority, which could reduce. Transitional measures will be introduced to mitigate any immediate impact but these measures will be time limited.
- ❖ Business Rates Retention Scheme – Whilst there were no details provided in the Local Government Finance Settlement 2022/23 regarding the plans for the future of Business Rates Retention and the intended reset of the system, on 7 November 2021 the Secretary of State for Levelling Up, Housing and Communities announced that the Government would abandon moves towards 75% Business Rates Retention as they considered that it conflicted with their levelling up agenda. The Business Rates Retention Scheme will be retained at 50% for next year and there will be no reset of the business rates baseline for 2022/23 which provides some funding certainty for next year i.e. it was anticipated that some existing business rates growth could be removed upon reset and reduce income levels. However there is no real clarity regarding whether the future of the scheme or the potential reset will form part of the scope of the planned Fair Funding Review.
- ❖ The impact of the recovery from the Covid-19 pandemic and the associated uncertainty cannot be underestimated.

The Council has an excellent record for budget management and financial planning. It has always aimed to be a year ahead of the budget reductions required, to ease the transition. It has also already developed strategies to manage efficiencies and for the digitalisation of services. However, given the scale of the challenges faced, especially in the light of the recovery from Covid-19 and the budget reductions required, there will inevitably be some contraction of services or reduction in performance in some areas over the coming years if existing efficiency plans do not proceed in line with expectations or there are further funding reductions following the implementation of the Fair Funding Review. Working with partners will be essential to successfully respond to the challenges faced.

ANNUAL STATEMENT OF ACCOUNTS 2021/22

NARRATIVE REPORT

6. Corporate Risk

The Council is responsible for ensuring that its business is conducted in accordance with the law and proper standards, and that public money is safeguarded and properly accounted for. In discharging this responsibility the Council is responsible for putting in place proper governance arrangements, facilitating the effective exercise of its functions including arrangements for the management of risk. For this purpose, the Council has approved and adopted a Code of Corporate Governance which is consistent with the principles of the CIPFA/SOLACE Framework "Delivering Good Governance in Local Government" and also meets the requirements of the Accounts and Audit Regulations 2015.

During the 2021/22 financial year, the annual review of the effectiveness of the Council's governance framework did not highlight any significant control or risk management concerns as being relevant to the preparation of the Annual Governance Statement (AGS) and the Council's auditors did not identify any significant risks for consideration within their 2022/23 internal audit plan.

The AGS assesses governance up to 31 March 2022. Significant issues affecting our governance arrangements arising during 2021/22 included the emergence of Covid-19 in March 2020, which continued for 2020/21 and 2021/22. The key governance issues arising have been effectively addressed as demonstrated through regular reports to Cabinet on the Council's response to the pandemic and the impact on the Gedling Plan.

A number of proposed actions for 2022/23 have been identified in the AGS to address control and risk issues following a review of the governance framework which, whilst not all significant, are included to provide a proactive and holistic approach to governance, including assessing and monitoring the risks and assumptions underpinning the Council's Medium Term Financial Plan (MTFP), monitoring the emerging risk of workforce capacity to the delivery of the Gedling Plan and to governance compliance, reviewing the emergency planning arrangements to incorporate lessons learnt from the Covid-19 pandemic response and updating all business continuity plans to ensure they are fit for purpose for all business continuity risks, reviewing and adopting the principles of CIPFA's Position Statement: Audit Committees in Local Authorities to ensure that effective audit committee arrangements are in place in order to meet statutory responsibilities, ongoing monitoring of compliance with the Financial Management Code and implementation of planned actions as well as implementing system improvements to support the monitoring and timely implementation of internal audit actions by management.

7. Explanation of the Financial Statements

The Accounts and Audit Regulations 2015 require the Council to produce a Statement of Accounts for each financial year. These statements contain a number of different elements.

Statements to the Accounts

- ❖ The Statement of Responsibilities for the Statement of Accounts sets out the respective responsibilities of the Authority and of the Chief Financial Officer.
- ❖ The Auditors Report gives the auditor's opinion of the financial statements and of the authority's arrangements for securing economy, efficiency and effectiveness in the use of resources.

Financial Statements

- ❖ The Comprehensive Income and Expenditure Statement (CIES) shows the accounting cost in the year of providing services in accordance with International Financial Reporting Standards, rather than the amounts to be funded from taxation. Authorities raise taxation to cover expenditure in accordance with regulations, which may be different from the accounting cost. The taxation position is shown in the Movement in Reserves Statement.

ANNUAL STATEMENT OF ACCOUNTS 2021/22

NARRATIVE REPORT

- ❖ The Movement in Reserves Statement (MiRS) shows the movement from the start of the year to the end, on different reserves held by the authority, analysed into “usable” reserves (those that can be applied to fund expenditure or reduce local taxation) and other “unusable” reserves. The statement shows how the in-year movements of the authorities reserves are broken down between gains and losses incurred in accordance with Generally Accepted Accounting Practices and the statutory adjustments required to return to the amounts chargeable to council tax for the year. The Net Increase/Decrease line shows the statutory General Fund Balance movement in the year, following those adjustments.
- ❖ The Balance Sheet shows the value, as at the balance sheet date, of the assets and liabilities recognised by the authority. The net assets are matched by the reserves held by the authority, reported as usable reserves (those that may be used to provide services subject to the need to keep a prudent level of reserves) and unusable reserves (those holding unrealised gains and losses and therefore not available to use in the provision of services).
- ❖ The Cashflow Statement shows the changes in cash and cash equivalents of the authority during the reporting period. The statement shows how the authority generates and uses cash and cash equivalents by classifying cashflows as operating, investing and financing activities. The amount of cashflows arising from operating activities is a key indicator of the extent to which operations are funded by way of taxation and grant income, or from the recipients of services provided by the authority. Investing activities represent the extent to which the cash outflows have been made for resources which are intended to contribute to the authority's future service delivery. Cashflows from financing activities are useful when predicting claims on future cashflows to the Council by providers of capital, ie. Borrowing.

Supplementary Statements

- ❖ The Collection Fund Statement is an agent's statement that reflects the statutory obligation for billing authorities to maintain a separate Collection Fund. The statement shows the transactions of the billing authority in relation to the collection from the taxpayer and distribution to local authorities and the Government, of council tax and non-domestic rates.

8. Summary

The Council's financial and non-financial position in 2021/22 remains robust, given the extent of the financial challenges it faces. The revenue outturn represents an underspend that is broadly in line with expectations and the capital programme has been actively managed. The Council continues to maintain a level of reserves and balances that will provide financial resilience for 2022/23 and although the recovery from the Covid-19 pandemic is likely to present a significant challenge in the medium term, the Council will not lose sight of achieving the Gedling Plan and delivering its aim of 'Serving People, Improving Lives'.

No material events took place between the reporting date of 31 March 2022 and the date the Statement of Accounts was authorised for issue by the Chief Financial Officer.

**ANNUAL STATEMENT OF ACCOUNTS 2021/22
NARRATIVE REPORT**

This page is intentionally blank

ANNUAL STATEMENT OF ACCOUNTS 2021/22

STATEMENT OF ACCOUNTING POLICIES

FOR GEDLING BOROUGH COUNCIL

1. **General Principles**

The Statement of Accounts summarises the Authority's transactions for the 2021/22 financial year and its position at the year end of 31 March 2022. The Authority is required to prepare an annual Statement of Accounts by the Accounts and Audit (England) Regulations 2015, which those Regulations require to be prepared in accordance with the proper accounting practices. These practices primarily comprise the Code of Practice on Local Authority Accounting in the United Kingdom 2021/22 (the 2021/22 Code), supported by International Financial Reporting Standards (IFRS).

The Accounting convention adopted in the Statement of Accounts is principally historical cost, modified by the revaluation of certain categories of non-current assets and financial instruments.

The Statement of Accounts has been prepared on a going concern basis. As required by IAS1, it has been assumed that the Council will continue in operation for the foreseeable future.

2. **Accruals of Income and Expenditure**

Activity is accounted for in the year that it takes place, not simply when cash payments are made or received. In particular:

- Revenue from the sale of goods or services is recognised in accordance with the terms and conditions of the contract.
- Supplies are recorded as expenditure when they are consumed – where there is a gap between the date supplies are received and their consumption, they are carried as inventories on the Balance Sheet.
- Expenses in relation to services received (including services provided by employees) are recorded as expenditure when the services are received rather than when payments are made.
- Interest receivable on investments and payable on borrowings is accounted for on the basis of the effective interest rate for the relevant financial instrument rather than the cash flows fixed or determined by the contract.
- Where revenue and expenditure has been recognised but cash has not been received or paid, a debtor or creditor for the relevant amount is recorded in the balance sheet. Where it is doubtful that debts will be settled, the balance is written down and a charge made to revenue for the income that might not be collected.

An exception to this principle relates to electricity and similar quarterly payments, which are charged at the date of meter readings rather than being apportioned between financial years. This policy is consistently applied each year and is unlikely to have a material effect on the year's accounts.

ANNUAL STATEMENT OF ACCOUNTS 2021/22

STATEMENT OF ACCOUNTING POLICIES

3. **Cash and Cash Equivalents**

Cash is represented by cash in hand at the bank, cash in transit and imprest amounts. Cash equivalents are represented by deposits held in Business Reserve accounts and Money Market Funds that are repayable at call without penalty. They are readily convertible to known amounts of cash with insignificant risk of change in value. In the Cash Flow Statement, cash and cash equivalents are shown net of bank overdrafts that are repayable on demand and form an integral part of the Authority's cash management.

All deposits held for fixed periods, however short, are classed as short-term investments, since they are not readily convertible to cash as they cannot be broken without the payment of penalties.

4. **Exceptional items**

When items of income and expenditure are material, their nature and amount are disclosed separately, either on the face of the Comprehensive Income and Expenditure Statement or in the notes to the accounts, depending on how significant the items are to the understanding of the Council's financial performance.

5. **Prior Period Adjustments, Changes in Accounting Policies and Estimates and Errors**

Prior period adjustments may arise as a result of a change in Accounting Policies or to correct a material error. Changes in accounting estimates are accounted for prospectively, ie. in the current and future years affected by the change and do not give rise to a prior period adjustment.

Changes in Accounting Policies are only made when required by proper accounting practices or the change provides more reliable or relevant information about the effect of transactions, other events and conditions on the Authority's financial position or financial performance. Where a change is made, it is applied retrospectively (unless stated otherwise) by adjusting opening balances and comparative amounts for the prior period as if the new policy had always been applied.

Material errors discovered in prior period figures are corrected retrospectively by amending opening balances and comparative amounts for the prior period.

6. **Charges to Revenue for Non-Current Assets**

Services, support services and trading accounts are debited with the following amounts to record the cost of holding non-current assets during the year:

- Depreciation attributable to the assets used by the relevant service;
- Revaluation and impairment losses on assets used by the service where there are no accumulated gains in the Revaluation Reserve against which the losses can be written off;
- Amortisation of intangible fixed assets attributable to the service.

The Authority is not required to raise Council Tax to fund depreciation, revaluation and impairment losses or amortisation. However, it is required to make an annual contribution from revenue towards the reduction in its overall borrowing requirement equal to an amount calculated on a prudent basis determined by the authority in accordance with statutory guidance. Depreciation, revaluation and impairment losses and amortisation are therefore

ANNUAL STATEMENT OF ACCOUNTS 2021/22

STATEMENT OF ACCOUNTING POLICIES

replaced by the contribution in the General Fund Balance by way of an adjusting transaction within the Capital Adjustment Account in the Movement in Reserves Statement for the difference between the two.

The Local Authorities (Capital Finance and Accounting) (England) (Amendment) Regulations 2008 require local authorities to approve an MRP policy at the beginning of each financial year, determining how the amount to be set aside for the repayment of principal on outstanding debt is to be calculated. This policy is included in the Treasury Management Strategy Statement for 2021/22, which was approved by Council on 3 March 2022.

7. **Employee Benefits**

Benefits Payable during Employment

Short-term employee benefits are those due to be settled within 12 months of the year-end. They include such benefits as wages and salaries, paid annual leave and paid sick leave, bonuses and non-monetary benefits for current employees and are recognised as an expense for services in the year which employees render service to the authority. An accrual is made for the estimated cost of holiday entitlements (or any form of leave, eg time off in lieu) earned by employees but not taken before the year end which employees can carry forward into the next financial year. The accrual is made at the wage and salary rates applicable in the following accounting year, being the period in which the employee takes the benefit. The accrual is charged to Surplus or Deficit on the Provision of Services, but then reversed out through the Movement in Reserves Statement so that holiday entitlements are charged to revenue in the financial year in which the holiday absence occurs.

Termination Benefits

Termination benefits are amounts payable as a result of a decision by the Authority to terminate an officer's employment before the normal retirement date or an officer's decision to accept voluntary redundancy and are charged on an accruals basis to the appropriate service segment or, where applicable, to a corporate service segment for non-distributed costs in the Comprehensive Income and Expenditure Statement at the earlier of when the Authority can no longer withdraw the offer of those benefits or when the authority recognises costs for a restructuring.

Where termination benefits involve the enhancement of pensions, statutory provisions require the General Fund balance to be charged with the amount payable by the Authority to the pension fund or pensioner in the year, not the amount calculated according to the relevant accounting standards. In the Movement in Reserve Statement, appropriations are required to and from the Pensions Reserve to remove the notional debits and credits for pension enhancement termination benefits and replace them with debits for the cash paid to the pension fund and pensioners and any such amounts payable but unpaid at the year end.

Post-Employment Benefits

Employees of the Authority are members of The Local Government Pensions Scheme, administered by Nottinghamshire County Council.

The scheme provides defined benefits to members (retirement lump sums and pensions) earned as employees worked for the Authority.

The Local Government Pension Scheme

The Local Government Pension Scheme is accounted for as a defined benefits scheme:

ANNUAL STATEMENT OF ACCOUNTS 2021/22

STATEMENT OF ACCOUNTING POLICIES

- The liabilities of the Nottinghamshire County Council Pension Fund attributable to the Authority are included in the Balance Sheet on an actuarial basis using the projected unit method – ie an assessment of the future payments that will be made in relation to retirement benefits earned to date by employees, based on assumptions about mortality rates, employee turnover rates, etc and projections of projected earnings for current employees.
- Liabilities are discounted to their value at current prices, using a discount rate that reflects the time value of money and the characteristics of the liability.
- The assets of Nottinghamshire County Council pension fund attributable to the Authority are included in the Balance Sheet at their fair value:
 - quoted securities – current bid price;
 - unquoted securities – professional estimate;
 - unitised securities – current bid price;
 - property – market value.

The change in net pension liability is analysed into the following components:

- Service cost comprising:
 - current service cost – the increase in liabilities as a result of years of service earned this year – allocated in the Comprehensive Income and Expenditure Statement to the services for which the employees worked;
 - past service cost – the increase in liabilities as a result of scheme amendment or curtailment whose effect relates to years of service earned in earlier years – debited to the Surplus or Deficit on the Provision of Services in the Comprehensive Income and Expenditure Statement;
 - Net interest on the net defined benefit liability (asset), ie. net interest expense for the authority – the change during the period in the net defined benefit liability (asset) that arises from the passage of time charged to the Financing and Investment Income and Expenditure line in the Comprehensive Income and Expenditure Statement – this is calculated by applying the discount rate used to measure the defined benefit obligation at the beginning of the period to the net defined benefit liability (asset) at the beginning of the period – taking into account any changes in the net defined benefit liability (asset) during the period as a result of the contribution and benefit payments.
- Re-measurements comprising:
 - The return on plan assets - excluding amounts included in net interest on the net defined benefit liability (asset) – charged to the Pensions Reserve as Other Comprehensive Income and Expenditure;
 - Actuarial gains and losses – changes in the net pensions liability that arise because events have not coincided with assumptions made at the last actuarial valuation or because the actuaries have updated their assumptions – charged to the Pensions Reserve as Other Comprehensive Income and Expenditure.
- Contributions paid to the Nottinghamshire County Council pension fund – cash paid as employer's contributions to the pension fund in settlement of liabilities, not accounted for as an expense.

In relation to retirement benefits, statutory provisions require the General Fund balance to be charged with the amount payable by the Authority to the pension fund or directly to pensioners

ANNUAL STATEMENT OF ACCOUNTS 2021/22

STATEMENT OF ACCOUNTING POLICIES

in the year, not the amount calculated according to the relevant accounting standards. In the Movement in Reserves Statement, this means that there are transfers to and from the Pensions Reserve to remove the notional debits and credits for retirement benefits and replace them with debits for the cash paid to the pension fund and pensioners and any such amounts payable but unpaid at the year end. The negative balance that arises on the Pensions Reserve thereby measures the beneficial impact on the General Fund of being required to account for retirement benefits on the basis of cash flows rather than as benefits are earned by employees.

Discretionary Benefits

The Authority also has restricted powers to make discretionary awards of retirement benefits in the event of early retirements. Any liabilities estimated to arise as a result of an award to any member of staff are accrued in the year of the decision to make the award and accounted for using the same policies as are applied to the Local Government Pension Scheme.

8. Events After the Balance Sheet Date

Events after the Balance Sheet date are those events, both favourable and unfavourable, that occur between the end of the reporting period and the date when the Statement of Accounts is authorised for issue. Two types of events can be identified:

- Those that provide evidence of conditions that existed at the end of the reporting period – the Statement of Accounts is adjusted to reflect such events.
- Those that are indicative of conditions that arose after the reporting period – the Statement of Accounts is not adjusted to reflect such events, but where a category of events would have a material effect, disclosure is made in the notes of the nature of the events and their estimated financial effect.

Events taking place after the date of authorisation for issue are not reflected in the Statement of Accounts.

9. Financial Instruments

Financial Liabilities

Financial liabilities are recognised on the Balance Sheet when the Authority becomes a party to the contractual provisions of a financial instrument and are initially measured at fair value and are carried at their amortised cost. Annual charges to the Financing and Investment Income and Expenditure line in the Comprehensive Income and Expenditure Statement for interest payable are based on the carrying amount of the liability, multiplied by the effective rate of interest for the instrument. The effective interest rate is the rate that exactly discounts estimated future cash payments over the life of the instrument to the amount at which it was originally recognised.

For all the Authority's borrowings, this means that the amount presented in the Balance Sheet is the outstanding principal repayable (plus accrued interest) and interest charged to the Comprehensive Income and Expenditure Statement is the amount payable for the year according to the loan agreement.

Gains and losses on the repurchase or early settlement of borrowing are credited and debited to the Financing and Investment Income and Expenditure line in the Comprehensive Income and Expenditure Statement in the year of repurchase/settlement. Where premiums and discounts have been charged to the Comprehensive Income and Expenditure Statement, regulations allow the impact on the General Fund Balance to be spread over future years. The Authority has not undertaken any repurchase or early settlement of borrowing during 2021/22.

ANNUAL STATEMENT OF ACCOUNTS 2021/22

STATEMENT OF ACCOUNTING POLICIES

Financial Assets

Financial assets are classified based on a classification and measurement approach that reflects the business model for holding the financial assets and their cash flow characteristics. There are three main classes of financial assets measure at:

- Amortised cost;
- Fair value through profit and loss (FVPL); and
- Fair Value through other comprehensive income (FVOCI).

The Authority's business model is to hold investments to collect contractual cash flows. Financial assets are therefore classified as amortised cost, except for those whose contractual payments are not solely payment of principal and interest (ie where the cash flows do not take the form of a basic debt instrument).

Financial Assets Measured at Amortised Cost

Financial assets measured at amortised cost are recognised on the Balance Sheet when the Authority becomes a party to the contractual provisions of a financial instrument and are initially measured at fair value. They are subsequently measured at their amortised cost. Annual credits to the Financing and Investment Income and Expenditure line in the Comprehensive Income and Expenditure Statement for interest receivable are based on the carrying amount of the asset multiplied by the effective rate of interest for the instrument.

These represent loans and loan-type arrangements where repayments or interest and principal take place on set dates and at specified amounts. For most of the financial assets held by the authority, this means that the amount presented in the Balance Sheet represents the outstanding principal received plus accrued interest. Interest credited to the Comprehensive Income and Expenditure Statement is the amount receivable for the year in the loan agreement.

However, the Authority has provided car loans to employees at less than market rates (soft loans). In normal circumstances soft loans would be recognised and measured in the accounts at fair value, in accordance with the Code. However, car loans to employees have been considered at length and it has been concluded that the sum outstanding is not material. Accordingly, no additional calculations for fair value have been undertaken and car loans are recognised at the value of the sums loaned less repayments made.

Any gains and losses that arise on the de-recognition of an asset are credited or debited to the Financing and Investment Income and Expenditure line in the Comprehensive Income and Expenditure Statement.

Expected Credit Loss Model

The Authority recognises expected credit losses on all of its financial assets held at amortised costs, either on a 12-month or lifetime basis. Only lifetime losses are recognised for trade debtors held by the Authority.

Impairment losses are calculated to reflect the expectation that the future cash flows might not take place because the borrower could default on their obligations. Credit risk plays a crucial part in assessing losses. Where risk has increased significantly since the instrument was initially recognised, losses are assessed on a lifetime basis. Where risk has not increased significantly or remains low, losses are assessed on the basis of 12 month expected losses.

ANNUAL STATEMENT OF ACCOUNTS 2021/22

STATEMENT OF ACCOUNTING POLICIES

Changes in loss allowances (including balances outstanding at the date of de-recognition of an asset) are debited/credited to the Financing and Investment Income and Expenditure line in the Comprehensive Income and Expenditure Statement.

Fair Value through Profit and Loss (FVPL)

Financial assets that are measured at FVPL are recognised in the Balance Sheet when the authority becomes a party to contractual provisions of a financial instrument and are initially measured and carried at fair value. All gains and losses due to changes in fair value (both realised and unrealised) are recognised in the Financing and Investment Income and Expenditure line in the Comprehensive Income and Expenditure Statement as they occur.

The Authority holds an investment in the CCLA property fund (a pooled investment fund) which is classified as FVPL. Gains and losses on the fund must now be charged to the Comprehensive Income and Expenditure Statement, however a statutory override effective until 31 March 2023 requires that gains and losses on pooled investment funds must be reversed out through the Movement in Reserves Statement to the Pooled Investment Funds Adjustment Account.

Fair Value through Other Comprehensive Income (FVOCI)

These assets are measured and carried at fair value. All gains and losses due to changes in fair value (both realised and unrealised) are accounted for through a reserve account, with the balance debited or credited to the Comprehensive Income and Expenditure Statement when the asset is disposed of. The Authority did not hold any FVOCI instruments during 2021/22.

10. Foreign Currency Conversion

Where the Authority has entered into a transaction denominated in a foreign currency, the transaction is converted into sterling at the exchange rate applicable on the date the transaction was effective. Where amounts in foreign currency are outstanding at the year-end, they are converted at the European Central Bank Reference Rate applicable at 31 March. Resulting gains or losses are recognised in the Financing and Investment Income and Expenditure line in the Comprehensive Income and Expenditure Statement.

11. Government Grants and Contributions

Whether paid on account, by instalments or in arrears, government grants and third party contributions and donations are recognised as due to the Authority when there is reasonable assurance that:

- The Authority will comply with the conditions attached to the payments and;
- The grants or contributions will be received.

Amounts recognised as due to the Authority are not credited to the Comprehensive Income and Expenditure Statement until conditions attached to the grant or contribution have been satisfied. Conditions are stipulations that specify that the future economic benefits or service potential embodied in the asset in the form of a grant or contribution are required to be consumed by the recipient as specified, or future economic benefits or service potential must be returned to the transferor.

Monies advanced as grants and contributions for which conditions have not been satisfied are carried in the Balance Sheet as creditors. When conditions are satisfied, the grant or contribution is credited to the relevant service line (attributable revenue grants and contributions) or Taxation and Non Specific Grant Income (non-ring-fenced revenue grants and all capital grants) in the Comprehensive Income and Expenditure Statement.

ANNUAL STATEMENT OF ACCOUNTS 2021/22

STATEMENT OF ACCOUNTING POLICIES

Where capital grants are credited to the Comprehensive Income and Expenditure Statement, they are reversed out of the General Fund Balance in the Movement in Reserves Statement. Where the grant has yet to be used to finance capital expenditure, it is posted to the Capital Grants Unapplied Reserve. Where it has been applied, it is posted to the Capital Adjustment Account. Amounts in the Capital Grants Unapplied reserve are transferred to the Capital Adjustment Account once they have been applied to fund capital expenditure.

Community Infrastructure Levy

The Authority has elected to charge a Community Infrastructure Levy (CIL). The levy will be charged on new builds (chargeable developments for the authority) with appropriate planning consent. The Council charges for and collects the levy, which is a planning charge. The income from the levy will be used to fund a number of infrastructure projects to support the development of the area.

CIL is received without outstanding conditions; it is therefore recognised at the commencement date of the chargeable development in the Comprehensive Income and Expenditure Statement in accordance with the accounting policy for government grants and contributions set out above. CIL charges are largely used to fund capital expenditure. However, a small proportion of the charges for this authority may be used to fund revenue expenditure and to meet administrative expenses.

12. Intangible Assets

Expenditure on non-monetary assets that do not have physical substance but are controlled by the authority as a result of past events (eg. software licences) is capitalised when it is expected that future economic benefits or service potential will flow from the intangible asset to the Authority.

Internally generated assets are capitalised where it is demonstrable that the project is technically feasible and is intended to be completed (with adequate resource being available) and the Authority will be able to generate future economic benefits or deliver service potential by being able to sell or use the asset. Expenditure is capitalised where it can be measured reliably as attributable to the asset and is restricted to that incurred during the development phase (research expenditure cannot be capitalised).

Intangible assets are measured initially at cost. Amounts are only revalued where the fair value of the assets held by the Authority can be determined by reference to an active market. In practice, no intangible assets held by the Authority meets the criterion and they are therefore carried at amortised cost. The depreciable amount of an intangible asset is amortised over its useful life to the relevant service line(s) in the Comprehensive Income and Expenditure Statement. An asset is tested for impairment whenever there is an indication that the asset might be impaired – any losses recognised are posted to the relevant service line(s) in the Comprehensive Income and Expenditure Statement. Any gain or loss arising on the disposal or abandonment of an intangible asset is posted to the Other Operating Expenditure line in the Comprehensive Income and Expenditure Statement.

Where expenditure on intangible assets qualifies as capital expenditure for statutory purposes, amortisation, impairment losses and disposal gains and losses are not permitted to have an impact on the General Fund Balance. The gains and losses are therefore reversed out of the General Fund Balance in the Movement in Reserves Statement and posted to the Capital Adjustment Account and (for any sale proceeds greater than £10,000) the Capital Receipts Reserve.

ANNUAL STATEMENT OF ACCOUNTS 2021/22

STATEMENT OF ACCOUNTING POLICIES

13. Inventories

Inventories included in the Balance Sheet are valued at last price paid. Stocks and stores held in the Authority's depot and leisure centres at the year-end are valued at the latest price paid. This is a departure from the requirements of the Code which require stocks to be shown at actual cost or net realisable value, if lower. The effect of the different treatment is not considered to be material. Work in progress on uncompleted jobs is valued at the lower of cost or net realisable value.

14. Investment Property

Investment properties are those that are used solely to earn rentals and/or for capital appreciation. The definition is not met if the property is used in any way to facilitate the delivery of services or production of goods or is held for sale.

Investment properties are measured initially at cost and subsequently at fair value, being the price that would be received to sell such an asset in an orderly transaction between market participants at the measurement date. As a non-financial asset, investment properties are measured at highest and best use.

Properties are not depreciated but values are revalued annually and are reviewed at year-end according to the market conditions. Gains and losses on revaluation are posted to the Financing and Investment Income and Expenditure line in the Comprehensive Income and Expenditure Statement. The same treatment is applied to gains and losses on disposal.

Investment property that meets the classification criteria for assets held for sale with a realistic expectation of disposal within the next financial year will be re-classified as Held-for-Sale Investment Property in Current Assets.

Rentals received in relation to investment properties are credited to the Financing and Investment Income line and result in a gain for the General Fund Balance. However revaluation and disposal gains and losses are not permitted by statutory arrangements to have an impact on the General Fund Balance. The gains and losses are therefore reversed out of the General Fund Balance in the Movement in Reserves Statement and posted to the Capital Adjustment Account and (for any sale proceeds greater than £10,000) the Capital Receipts Reserve.

15. Leases

Leases are classified as finance leases where the terms of the lease transfer substantially all the risks and rewards incidental to ownership of the property, plant or equipment from the lessor to the lessee. All other leases are classified as operating leases.

Where a lease covers both land and buildings, the land and buildings element are considered separately for classification.

Arrangements that do not have the legal status of a lease but convey a right to use an asset in return for payment are accounted for under this policy where fulfilment of the arrangement is dependent on the use of specific assets. The Authority did not have any arrangements of this type during 2021/22.

ANNUAL STATEMENT OF ACCOUNTS 2021/22

STATEMENT OF ACCOUNTING POLICIES

The Authority as Lessee:

Finance Leases

Property, Plant and Equipment held under finance leases is recognised on the Balance Sheet at the commencement of the lease at its fair value measured at the lease's inception (or the present value of the minimum lease payments, if lower). The Authority operates a de minimis level of £5,000 in recognising and valuing assets acquired under finance lease. The asset recognised is matched by a liability for the obligation to pay the lessor. Initial direct costs of the Authority are added to the carrying amount of the asset. Premiums paid on entry into a lease are applied to writing down the lease liability. Contingent rents are charged as expenses in the periods in which they are incurred.

Lease payments are apportioned between:

- A charge for the acquisition of the interest in the property, plant or equipment – applied to write down the lease liability and,
- A finance charge (debited to the Financing and Investment Income and Expenditure line in the Comprehensive Income and Expenditure Statement).

Property, plant and equipment recognised under finance leases is accounted for using the policies applied generally to such assets, subject to depreciation being charged over the lease term if this is shorter than the asset's estimated useful life (where ownership of the asset does not transfer to the authority at the end of the lease period).

The Authority is not required to raise council tax to cover depreciation or revaluation and impairment losses arising on leased assets. Instead, a prudent annual contribution is made from revenue funds towards the deemed capital investment in accordance with statutory requirements. Depreciation and revaluation and impairment losses are therefore substituted by a revenue contribution in the General Fund Balance, by way of any adjusting transaction with the Capital Adjustment Account in the Movement in Reserves Statement for the difference between the two.

The Authority does not currently have any finance leases as lessee in excess of the de-minimis level.

Operating Leases

Rentals paid under operating leases are charged to the Comprehensive Income and Expenditure Statement as an expense of the services benefitting from use of the leased property, plant or equipment. Charges are made on a straight-line basis over the life of the lease.

The Authority as Lessor:

Finance Leases

Where the Authority grants a finance lease over a property or an item of plant or equipment, the relevant asset is written out of the Balance Sheet as a disposal. At the commencement of the lease, the carrying amount of the asset in the Balance Sheet (whether Property, Plant and Equipment or Assets Held for Sale) is written off to the Other Operating Expenditure line in the Comprehensive Income and Expenditure Statement as part of the gain or loss on disposal. A gain representing the Authority's net investment in the lease, is credited to the same line in the Comprehensive Income and Expenditure Statement also as part of the gain or loss on disposal (ie netted off against the carrying value of the asset at the time of disposal) matched by a lease (long term debtor) asset in the Balance Sheet.

ANNUAL STATEMENT OF ACCOUNTS 2021/22

STATEMENT OF ACCOUNTING POLICIES

Lease rentals receivable are apportioned between:

- A charge for the acquisition of the interest in the property – applied to write down the lease debtor (together with any premiums received) and
- Finance income (credited to the Financing and Investment Income and Expenditure line in the Comprehensive Income and Expenditure Statement).

The gain credited to the Comprehensive Income and Expenditure Statement on disposal is not permitted by statute to increase the General Fund Balance and is required to be treated as a capital receipt. Where a premium has been received, this is posted out of the General Fund Balance to the Capital Receipts Reserve in the Movement in Reserves Statement. Where the amount due in relation to the lease asset is to be settled by the payment of rentals in future financial years, this is posted out of the General Fund Balance to the Deferred Capital Receipts Reserve in the Movement in Reserves Statement. When the future rentals are received, the element for the capital receipt for the disposal of the asset is used to write down the lease debtor. At this point, the deferred capital receipts are transferred to the Capital Receipts Reserve.

The written off value of disposals is not a charge against council tax, as the cost of non-current assets is fully provided for under separate arrangements for capital financing. Amounts are therefore appropriated to the Capital Adjustment Account from the General Fund Balance in the Movement in Reserves Statement.

The Authority does not currently have any finance leases as lessor.

Operating Leases

Where the Authority grants an operating lease over a property or an item of plant or equipment, the asset is retained in the balance sheet. Rental income is credited to the appropriate service revenue account in the Net Cost of Services in the Comprehensive Income and Expenditure Statement. Credits are made on a straight-line basis over the life of the lease.

A new standard with respect to leasing is due to come into effect on 1 April 2022 (IFRS16) which will change the accounting treatment of finance and operating leases. The Council is actively assessing the implications of the new standard, and considers it unlikely that the impact will be material.

16. Overheads and Support Services

The costs of overheads and support services are charged to service segments in accordance with the Authority's arrangements for accountability and financial performance.

17. Property, Plant and Equipment

Assets that have physical substance and are held for use in the production or supply of goods or services, for rental to others, or for administrative purposes and that are expected to be used during more than one financial year are classified as Property, Plant and Equipment. The Authority operates a de minimis level of £5,000 in recognising and valuing assets.

Recognition

Expenditure on the acquisition, creation or enhancement of Property, Plant and Equipment is capitalised on an accruals basis, provided that it is probable that the future economic benefits or service potential associated with the item will flow to the authority and the cost of the item can be measured reliably. Expenditure that maintains but does not add to an asset's potential

ANNUAL STATEMENT OF ACCOUNTS 2021/22

STATEMENT OF ACCOUNTING POLICIES

to deliver future economic benefits or service potential (ie. repairs and maintenance) is charged as an expense when it is incurred.

Measurement

Assets are initially measured at cost, comprising:

- the purchase price;
- any costs attributable to bringing the asset to the location and condition necessary for it to be capable of operating in the manner intended by management.

The authority does not capitalise borrowing costs incurred whilst assets are under construction.

The costs of assets acquired other than by purchase is deemed to be its fair value, unless the acquisition does not have commercial substance (ie it will not lead to a variation in the cash flows of the Authority). In the latter case, where an asset is acquired via an exchange, the cost of the acquisition is the carrying amount of the asset given up by the Authority.

Donated assets are measured initially at fair value. The difference between fair value and any consideration paid is credited to the Taxation and Non-specific Grant Income line of the Comprehensive Income and Expenditure Statement, unless the donation has been made conditionally. Until conditions are satisfied, the gain is held in the Donated Assets Account. Where gains are credited to the Comprehensive Income and Expenditure Statement, they are reversed out of the General Fund Balance to the Capital Adjustment Account in the Movement in Reserves Statement.

Assets are then carried in the Balance Sheet using the following measurement basis:

- infrastructure, community assets and assets under construction – depreciated historical cost;
- all other assets – current value, determined as the amount that would be paid for the asset in its existing use (existing use value – EUV).

Where there is no market based evidence of current value because of the specialist nature of an asset, depreciated replacement cost (DRC) is used as an estimate of current value.

Where non property assets that have short useful lives or low values (or both), depreciated historical cost basis is used as a proxy for current value.

Assets included in the Balance Sheet at current value are revalued sufficiently regularly to ensure that their carrying amount is not materially different from their fair value at the year-end but as a minimum every two years. Increases in valuations are matched by credits to the Revaluation Reserve to recognise unrealised gains. (Exceptionally, gains might be credited to the Comprehensive Income and Expenditure Statement where they arise from the reversal of a loss previously charged to a service).

Where decreases in value are identified, they are accounted for as follows:

- Where there is a balance of revaluation gains for the asset in the Revaluation Reserve, the carrying amount of the asset is written down against that balance (up to the amount of the accumulated gains);

ANNUAL STATEMENT OF ACCOUNTS 2021/22

STATEMENT OF ACCOUNTING POLICIES

- Where there is no balance in the Revaluation Reserve or an insufficient balance, the carrying amount of the asset is written down against the relevant service line(s) in the Comprehensive Income and Expenditure Statement.

The Revaluation Reserve contains revaluation gains recognised since 1 April 2007 only, the date of its formal implementation. Gains arising before that date have been consolidated into the Capital Adjustment Account.

Impairment

Assets are assessed at each year end as to whether there is any indication that an asset may be impaired. Where indications exist and any possible differences are estimated to be material, the recoverable amount of the asset is estimated and, where this is less than the carrying amount of the asset, an impairment loss is recognised for the shortfall.

Where impairment losses are identified, they are accounted for as follows:

- Where there is a balance of revaluation gains for the asset in the Revaluation Reserve, the carrying amount of the asset is written down against the balance (up to the amount of the accumulated gains);
- Where there is no balance in the Revaluation Reserve or an insufficient balance, the carrying amount of the asset is written down against the relevant service line(s) in the Comprehensive Income and Expenditure Statement.
- Where an impairment loss is reversed subsequently, the reversal is credited to the relevant service line(s) in the Comprehensive Income and Expenditure Statement, up to the amount of the original loss, adjusted for depreciation that would have been charged if the loss had not been recognised.

Depreciation

Depreciation is provided for on all Property, Plant and Equipment assets by the systematic allocation of their depreciable amounts over their useful lives. An exception is made for assets without a determinable finite useful life (ie freehold land and certain Community Assets) and assets that are not yet available for use (ie assets under construction).

Depreciation is calculated on the following bases:

- Buildings – straight line allocation over the useful life of the property as estimated by the valuer;
- Vehicles, plant, furniture and equipment – straight-line allocation over useful life of the asset as advised by a suitably qualified officer;
- Infrastructure – straight line allocation over estimated useful life.

Where an item of Property, Plant and Equipment asset has major components whose cost is significant in relation to the total cost of the item, the components are depreciated separately.

Revaluation gains are also depreciated, with an amount equal to the difference between current value depreciation charged on assets and the depreciation that would have been chargeable based on their historical cost being transferred each year from the Revaluation Reserve to the Capital Adjustment Account.

ANNUAL STATEMENT OF ACCOUNTS 2021/22

STATEMENT OF ACCOUNTING POLICIES

Disposals and Non-Current Assets Held for Sale

When it becomes probable that the carrying amount of an asset will be recovered principally through a sale transaction rather than through its continuing use, it is reclassified as an Asset Held for Sale. The asset is revalued immediately before reclassification and then carried at the lower of this amount and fair value less costs to sell. Where there is a subsequent decrease to fair value less costs to sell, the loss is posted to the other Operating Expenditure line in the Comprehensive Income and Expenditure Statement. Gains in fair value are recognised only up to the amount of any previous losses recognised in the surplus or deficit on Provision of Services. Depreciation is not charged on Assets Held for Sale.

If assets no longer meet the criteria to be classified as Assets Held for Sale, they are reclassified back to Non-Current Assets and valued at the lower of their carrying amount before they were classified as held for sale; adjusted for depreciation, amortisation or revaluations that would have to be recognised had they not been classified as Assets Held for Sale, and their recoverable amount at the date of the decision not to sell.

Assets that are to be abandoned or scrapped are not reclassified as Assets Held for Sale.

When an asset is disposed of or decommissioned, the carrying amount of the asset in the Balance Sheet (whether Property, Plant, and Equipment or Assets Held for Sale) is written off to the Other Operating Expenditure line in the Comprehensive Income and Expenditure Statement as part of the gain or loss on disposal. Receipts from disposals (if any) are credited to the same line in the Comprehensive Income and Expenditure Statement also as part of the gain or loss on disposal (ie netted off against the carrying value of the asset at the time of disposal). Any revaluation gains accumulated for the asset in the Revaluation Reserve are transferred to the Capital Adjustment Account.

Amounts received for a disposal in excess of £10,000 are categorised as capital receipts. The balance of receipts is required to be credited to the Capital Receipts Reserve and can then only be used for new capital investment, or set aside to reduce the Authority's underlying need to borrow (the capital financing requirement). Receipts are appropriated to the Reserve from the General Fund Balance in Movement in Reserve Statement.

The written-off value of disposals is not a charge against Council Tax, as the cost of fixed assets is fully provided for under separate arrangements for capital financing. Amounts are appropriated to the Capital Adjustment Account from the General Fund Balance in the Movement in Reserves Statement.

18. Provisions, Contingent Liabilities and Contingent Assets and Reserves

Provisions

Provisions are made where an event has taken place that gives the authority a legal or constructive obligation that probably requires settlement by a transfer of economic benefits or service potential, and a reliable estimate can be made of the amount of the obligation. For instance, the Authority may be involved in a court case that could eventually result in the making of a settlement or the payment of compensation.

Provisions are charged as an expense to the appropriate service line in the Comprehensive Income and Expenditure Statement in the year that the authority becomes aware of the obligation, and are measured at the best estimate at the balance sheet date of the expenditure required to settle the obligation, taking into account relevant risks and uncertainties.

When payments are eventually made, they are charged to the provision carried in the Balance Sheet. Estimated settlements are reviewed at the end of each financial year – where it

ANNUAL STATEMENT OF ACCOUNTS 2021/22

STATEMENT OF ACCOUNTING POLICIES

becomes less than probable that a transfer of economic benefits will now be required (or a lower settlement than anticipated is made), the provision is reversed and credited back to the relevant service.

Where some or all of the payment required to settle a provision is expected to be recovered from another party (eg. from an insurance claim) this is only recognised as income for the relevant service if it is virtually certain that reimbursement will be received if the authority settles the obligation.

Contingent Liabilities

A contingent liability arises where an event has taken place that gives the authority a possible obligation whose existence will only be confirmed by the occurrence or otherwise of uncertain future events not wholly within the control of the authority. Contingent liabilities also arise in circumstances where a provision would otherwise be made but either it is not probable that an outflow of resources will be required or the amount of the obligation cannot be measured reliably.

Contingent liabilities are not recognised in the Balance Sheet but disclosed in a note to the accounts.

Contingent Assets

A contingent asset arises where an event has taken place that gives the authority a possible asset whose existence will only be confirmed by the occurrence or otherwise of uncertain future events not wholly within the control of the authority.

Contingent assets are not recognised in the Balance Sheet but disclosed in a note to the accounts where it is probable that there will be an inflow of economic benefits or service potential.

Reserves

The authority sets aside specific amounts as reserves for future policy purposes or to cover contingencies. Reserves are created by transferring amounts out of the General Fund Balance. When expenditure to be financed from a reserve is incurred, it is charged to the appropriate service in that year to score against the Surplus or Deficit on the Provision of Services in the Comprehensive Income and Expenditure Statement. The reserve is then transferred back into the General Fund Balance in the Movement in Reserves Statement so that there is no net charge against council tax for the expenditure.

Certain reserves are kept to manage the accounting processes for non-current assets, retirement and employee benefits and do not represent usable resources for the authority – these reserves are explained in the relevant policies.

19. Revenue Expenditure Funded from Capital Under Statute (REFCUS)

Expenditure incurred during the year that may be capitalised under statutory provisions but that does not result in the creation of a non-current asset has been charged as expenditure to the relevant service in the Comprehensive Income and Expenditure Statement in the year. Where the authority has determined to meet the cost of this expenditure from existing capital resources or by borrowing, a transfer in the Movement in Reserves Statement from the General Fund Balance to the Capital Adjustment Account then reverses out the amounts charged so that there is no impact on the level of council tax.

ANNUAL STATEMENT OF ACCOUNTS 2021/22

STATEMENT OF ACCOUNTING POLICIES

20. VAT

VAT payable is included as an expense only to the extent that it is not recoverable from Her Majesty's Revenue and Customs. VAT receivable is excluded from income.

21. Fair Value Measurement

The Authority measures some of its non-financial assets i.e. investment assets and some of its financial instruments at fair value at each reporting date. Fair Value is the price that would be received to sell an asset or paid to transfer a liability in an orderly transaction between market participants at the measurement date. The fair value measurement assumes that the transaction to sell the asset or transfer the liability takes place either:

- a) In the principal market for the asset or liability; or
- b) In the absence of a principal market, in the most advantageous market for the asset or liability.

The authority measures the fair value of an asset or liability using the assumptions that market participants would use when pricing the asset or liability, assuming that market participants act in their economic best interest.

When measuring the fair value of a non-financial asset, the authority takes into account a market participants ability to generate economic benefits by using the asset in its highest and best use by selling it to another market participant that would use the asset in its highest and best use.

The authority uses valuation techniques that are appropriate in the circumstances and for which sufficient data is available, maximising the use of relevant observable inputs and minimising the use of unobservable inputs. Inputs to the valuation techniques in respect of a fair value measurement are categorised within the fair value hierarchy, as follows:

- Level 1 – quoted prices in active market for identical assets or liabilities that the authority can access at the measurement date;
- Level 2 – inputs other than quoted prices included within Level 1 that are observable for the asset or liability, either directly or indirectly;
- Level 3 – unobservable inputs for the asset or liability.

22. Collection Fund

As a billing authority, Gedling Borough Council is required to maintain a separate fund (i.e. the Collection Fund) for the collection and distribution of amounts due in respect of council tax and non-domestic rates (NDR). The Council acts as an agent, collecting and distributing council tax and NDR income on behalf of the major preceptors (including central government for NDR) and, as principals, collecting council tax and NDR for themselves. Under the legislative framework for the Collection Fund, billing authorities, major preceptors and central government share proportionately the risk and rewards that the amount of council tax and NDR collected could be less or more than predicted.

ANNUAL STATEMENT OF ACCOUNTS 2021/22

STATEMENT OF ACCOUNTING POLICIES

Accounting for Council Tax and NDR

The transactions of the Collection Fund are wholly prescribed by legislation. Billing authorities have no discretion to determine which receipts and payments are accounted for within the fund and which are outside it.

Gedling's share of non-domestic rating income and its own council tax demand are paid out of the Collection Fund and credited to the Comprehensive Income and Expenditure Statement (CIES). The transactions presented in the Collection Fund Statement are limited to the cash flows permitted by statute for the financial year, however each authority will recognise income on a full accruals basis, ie. sharing out in full the surplus or deficit on the Collection Fund at the end of the year, even though it will be distributed to, or recovered from, the relevant authorities in a subsequent financial year. The difference between the accrued income included in the CIES and the estimated income share or demand is reversed out via the Movement in Reserves Statement, and transferred to the Collection Fund Adjustment Account.

There is no requirement for a separate Collection Fund Balance Sheet. Instead Collection Fund balances are distributed across the balance sheets of the billing authority, central government, and precepting authorities. In Gedling's accounts this is represented by the establishment of a debtor or creditor position with each organisation for the difference between the preceptors' and central government's share of business rates income or council tax demand and the cash collected, and settlement of the surplus/deficit on the Collection Fund.

Gedling's Balance Sheet includes the authority's share of the year end balances in respect of council tax and NDR relating to arrears, impairment allowances for doubtful debts, overpayments and prepayments and appeals. Where debtor balances are identified as impaired because of a likelihood arising from a past event that payments due under the statutory arrangements will not be made (fixed or determinable payments), the asset is written down and a charge made to the Collection Fund. The impairment loss is measured as the difference between the carrying amount and the revised future cash flows.

As the billing authority, Gedling Borough Council's Cash Flow Statement includes in 'operating activities' only its own share of the council tax and non-domestic rating income collected with movements in the debtor/creditor position with preceptors and central government being included in the Cash Flow Statement as 'financing activities'.

ANNUAL STATEMENT OF ACCOUNTS 2021/22

STATEMENT OF RESPONSIBILITIES FOR THE STATEMENT OF ACCOUNTS FOR GEDLING BOROUGH COUNCIL

THE AUTHORITY'S RESPONSIBILITIES

The Authority is required to:

- Make arrangements for the proper administration of its financial affairs and to secure that one of its officers has the responsibility for the administration of those affairs. In this Authority, that officer is the Chief Financial Officer;
- Manage its affairs to secure economic, efficient and effective use of resources, and to safeguard its assets; and
- Approve the Statement of Accounts.

THE RESPONSIBILITIES OF THE CHIEF FINANCIAL OFFICER

The Chief Financial Officer is responsible for the preparation of the Statement of Accounts (which includes the financial statements) in accordance with proper practices as set out in the CIPFA / LASAAC Code of Practice on Local Authority Accounting in the United Kingdom ("The Code").

In preparing this Statement of Accounts, the Chief Financial Officer has:

- Selected suitable accounting policies, and then applied them consistently;
- Made judgements and estimates that were reasonable and prudent;
- Complied with the Code;
- Kept proper accounting records, which were up to date;
- Taken reasonable steps for the prevention and detection of fraud and other irregularities;
- Assessed the Authority's ability to continue as a going concern, disclosing as applicable, matters related to going concern;
- Used the going concern basis of accounting on the assumption that the functions of the Authority will continue in operational existence for the foreseeable future; and
- Maintained such internal control as they determine is necessary to enable the preparation of financial statements that are free from material misstatement, whether due to fraud or error.

CERTIFICATION

I certify that this Statement of Accounts presents a True and Fair view of the financial position of the Authority as at 31 March 2022 and its income and expenditure for the year then ended.

Signed:

T Adams ACMA CGMA
Chief Financial Officer

Date: 13 December 2024

Financial Statements

ANNUAL STATEMENT OF ACCOUNTS 2021/22

COMPREHENSIVE INCOME AND EXPENDITURE STATEMENT

The Comprehensive Income and Expenditure Statement (CIES) shows the accounting cost in the year of providing services in accordance with generally accepted accounting practices, rather than the amounts to be funded from taxation. Authorities raise taxation to cover expenditure in accordance with regulations, which may be different from the accounting cost. The taxation position is shown in the Expenditure and Funding Analysis (EFA), see note 5 on page 46 and the Movement in Reserves Statement on page 39.

2020/21			2021/22			
Gross Exp £000s	Gross Inc £000s	Net Exp £000s		Gross Exp £000s	Gross Inc £000s	Net Exp £000s
			<u>Net Cost of Services:</u>			
1,639	(155)	1,484	Community Development	1,697	(205)	1,492
26,665	(22,459)	4,206	Housing, Health & Well-being	25,635	(22,597)	3,038
3,311	(1,782)	1,529	Public Protection	3,861	(1,704)	2,157
8,610	(2,732)	5,878	Environment	10,307	(2,988)	7,319
2,302	(1,031)	1,271	Growth and Regeneration	2,309	(1,523)	786
8,985	(2,116)	6,869	Resources and Reputation	5,796	(1,142)	4,654
51,512	(30,275)	21,237	Cost of Services	49,605	(30,159)	19,446
			<u>Other Operating Expenditure:</u>			
740	0	740	Payment of Precepts to Parishes	751	0	751
19	0	19	Drainage Board Levy	20	0	20
36	0	36	Pensions Administration Cost	47	0	47
0	(43)	(43)	(Gain)/Loss on disposal of PPE	0	(61)	(61)
795	(43)	752		818	(61)	757
			<u>Financing and Investment I&E:</u>			
351	0	351	Interest Payable on Debt	365	0	365
1,192	0	1,192	Net Pensions Interest Cost	1,408	0	1,408
0	(148)	(148)	Interest Receivable and similar income	0	(116)	(116)
45	(311)	(266)	Income & Exp re. Investment			
0	0	0	Properties & changes in their fair value	21	(473)	(452)
6	0	6	(Gain)/Loss on disposal of Inv't Assets	0	0	0
172	0	172	(Gain)/Loss on Pooled Investm't Funds	0	(163)	(163)
1,766	(459)	1,307	Mvt on Impairment Loss Allowances	0	(3)	(3)
				1,794	(755)	1,039
			<u>Taxation and Non Specific Grants:</u>			
0	(7,013)	(7,013)	Council Tax Income	0	(7,303)	(7,303)
0	(4,173)	(4,173)	Non Domestic Rates	0	(4,030)	(4,030)
0	(8,111)	(8,111)	Non Ring-fenced Government Grants	0	(1,807)	(1,807)
0	(2,326)	(2,326)	Capital grants and contribs (note 11)	0	(4,437)	(4,437)
0	(21,623)	(21,623)		0	(17,577)	(17,577)
54,073	(52,400)	1,673	(Surpl)/Def on Provision of Services	52,217	(48,552)	3,665
		(256)	(Surplus)/Deficit on reval'n of non current assets (PPE)			(423)
		16,743	Actuarial re-measurements on Pension assets and liabilities			(22,360)
		16,487	Other Comprehensive Income and Expenditure			(22,783)
		18,160	Total Comprehensive Income and Expenditure			(19,118)

ANNUAL STATEMENT OF ACCOUNTS 2021/22
MOVEMENT IN RESERVES STATEMENT

The Movement in Reserves Statement (MIRS) shows the movement, from the start of the year to the end, on the different reserves held by the authority, analysed into "usable reserves" (ie. those that can be applied to fund expenditure or reduce local taxation), and other "unusable reserves". The Statement shows how the in-year movements of the authority's reserves are broken down between gains and losses incurred in accordance with Generally Accepted Accounting Practices, and the statutory adjustments required to return to the amounts chargeable to council tax for the year. The Net Increase/(Decrease) line shows the statutory General Fund Balance movement in the year, following those adjustments. The General Fund balance at 31 March 2022 is £4.601m.

2021/22 Statement

Balance at 1 April 2021 per Balance Sheet

Total Comprehensive Income and Expenditure
Adj between Acc'g and Funding basis under regs. (note 9)

Net Increase/(Decrease) before transfers to Earmarked Reserves

Transfers (to)/from Earmarked Reserves (note 10)

Increase or (Decrease) in the year 2021/22

Balance at 31 March 2022 per Balance Sheet

Unallocated Reserves	Earmarked Reserves	Total General Fund	Capital Receipts Reserve	Capital Grants Unapplied	Total Usable Reserves	Total Unusable Reserves	TOTAL RESERVES
£000s	£000s	£000s	£000s	£000s	£000s	£000s	£000s
7,923	8,031	15,954	0	3,341	19,295	(51,235)	(31,940)
(3,665)	0	(3,665)	0	0	(3,665)	22,783	19,118
(1,575)	0	(1,575)	0	3,429	1,854	(1,854)	0
(5,240)	0	(5,240)	0	3,429	(1,811)	20,929	19,118
1,909	(1,909)	0	0	0	0	0	0
(3,331)	(1,909)	(5,240)	0	3,429	(1,811)	20,929	19,118
4,592	6,122	10,714	0	6,770	17,484	(30,306)	(12,822)

2020/21 Comparatives

Balance at 1 April 2020 per Balance Sheet (Restated)

Total Comprehensive Income and Expenditure
Adj between Acc'g and Funding basis under regs. (note 9)

Net Increase/(Decrease) before transfers to Earmarked Reserves

Transfers (to)/from Earmarked Reserves (note 10)

Increase or (Decrease) in the year 2020/21

Balance at 31 March 2021 per Balance Sheet

Unallocated Reserves	Earmarked Reserves	Total General Fund	Capital Receipts Reserve	Capital Grants Unapplied	Total Usable Reserves	Total Unusable Reserves	TOTAL RESERVES
£000s	£000s	£000s	£000s	£000s	£000s	£000s	£000s
3,909	5,982	9,891	0	1,655	11,546	(25,326)	(13,780)
(1,673)	0	(1,673)	0	0	(1,673)	(16,487)	(18,160)
7,736	0	7,736	0	1,686	9,422	(9,422)	0
6,063	0	6,063	0	1,686	7,749	(25,909)	(18,160)
(2,049)	2,049	0	0	0	0	0	0
4,014	2,049	6,063	0	1,686	7,749	(25,909)	(18,160)
7,923	8,031	15,954	0	3,341	19,295	(51,235)	(31,940)

ANNUAL STATEMENT OF ACCOUNTS 2021/22

BALANCE SHEET

The Balance Sheet shows the value, as at the balance sheet date, of the assets and liabilities recognised by the authority. The net assets (assets less liabilities) are matched by the reserves held by the authority. Reserves are reported in two categories. The first category of reserves includes Usable Reserves, ie. those reserves that the authority may use to provide services, subject to the need to maintain a prudent level of reserves, and any statutory limitations on their use (for example, the Capital Receipts Reserve may only be used to fund capital expenditure or to repay debt). The second category of reserves includes those reserves that the authority is not able to use to provide services. This category of reserves includes reserves that hold unrealised gains and losses, for example the Revaluation Reserve, where amounts would only become available to provide services if assets were sold, and reserves that hold timing differences shown in the Movement in Reserves Statement line "adjustments between accounting basis and funding basis under regulations".

31 March 2021			31 March 2022	
£000s	£000s		£000s	£000s
		Property, Plant & Equipment (note 13)		
22,043		Land and Buildings	20,841	
3,301		Vehicles, Plant and Equipment	3,292	
705		Infrastructure	722	
2,340		Community Assets	2,235	
267		Assets Under Construction	3,167	
	28,656			30,257
	3,958	Investment Property (note 14)		4,283
	87	Intangible Assets (note 15)		96
	930	Long Term Investments		1,093
	1,277	Long Term Debtors (note 18)		891
	34,908	LONG TERM ASSETS		36,620
8,306		Short Term Investments	16,451	
149		Inventories	166	
15,328		Short Term Debtors (note 19)	10,190	
9,184		Cash and Cash Equivalents (note 20)	8,958	
	32,967	CURRENT ASSETS		35,765
(1)		Short Term Borrowing (under 1year)	(2)	
(16,679)		Short Term Creditors (note 21)	(18,538)	
	(16,680)	CURRENT LIABILITIES		(18,540)
(1,421)		Provisions over 1 year (note 22)	(1,749)	
(9,812)		Long term Borrowing (PWLB)	(10,812)	
(69,456)		Net Pensions Liability (note 32)	(50,817)	
(2,382)		Capital Grants & Contributions Received in Advance (note 11)	(3,150)	
(64)		Revenue Grants & Contributions Received in Advance (note 11)	(139)	
	(83,135)	LONG TERM LIABILITIES		(66,667)
	(31,940)	NET ASSETS / (LIABILITIES)		(12,822)

ANNUAL STATEMENT OF ACCOUNTS 2021/22

BALANCE SHEET

31 March 2021			31 March 2022	
£000s	£000s		£000s	£000s
	(31,940)	NET ASSETS / (LIABILITIES) AS ABOVE		(12,822)
		Usable Reserves (MIRS p39)		
7,923		General Fund	4,592	
8,031		Earmarked Reserves (note 10)	6,122	
3,341		Capital Grants and Contributions Unapplied	6,770	
	19,295			17,484
		Unusable Reserves (note 24)		
1,610		Deferred Capital Receipts	1,085	
5,833		Revaluation Reserve	5,874	
(70)		Pooled Investment Funds Adjustment Account	93	
(69,456)		Pensions Reserve	(51,233)	
16,855		Capital Adjustment Account	17,104	
(104)		Collection Fund Adjustment Account - CTax	(23)	
(5,269)		Collection Fund Adjustment Account - NDR	(2,816)	
(634)		Short-term Accumulating Compensated Absences Account	(390)	
	(51,235)			(30,306)
	(31,940)	TOTAL RESERVES		(12,822)

ANNUAL STATEMENT OF ACCOUNTS 2021/22

CASH FLOW STATEMENT

The Cash Flow Statement shows the changes in cash and cash equivalents of the authority during the reporting period. The statement shows how the authority generates and uses cash and cash equivalents by classifying cash flows as operating, investing and financing activities. The amount of cash flows arising from operating activities is a key indicator of the extent to which the operations of the authority are funded by way of taxation and grant income, or from the recipients of services provided by the authority. Investing activities represent the extent to which cash outflows have been made for resources which are intended to contribute to the authority's future service delivery. Cash flows arising from financing activities are useful in predicting claims on future cash flows by providers of capital (ie. borrowing) to the authority.

2020/21		2021/22
£000s		£000s
(1,673)	Net Surplus / (Deficit) on the Provision of Services per the Comprehensive Income and Expenditure Statement	(3,665)
9,874	Total of adjustments to net Surplus/(Deficit) on Provision of Services for non-cash movements	7,696
(2,540)	Total of adjustments to the net Surplus/(Deficit) on Provision of Services for items that are investing and financing activities	(4,433)
5,661	Net cash flow from operating activities (see note 25)	(402)
(1,182)	Investing activities (see note 26)	(7,833)
(2,140)	Financing activities (see note 27)	8,009
2,339	Net Increase / (Decrease) in Cash & Cash Equivalents	(226)
6,845	Cash and Cash Equivalents at the beginning of the reporting period	9,184
9,184	Cash and Cash Equivalents at the End of the Reporting Period	8,958

Analysis of Cash and Cash Equivalents at Balance Sheet dates:

Bank Account balances and cash in transit
 Imprest accounts
 Cash equivalents

Total Cash and Cash Equivalents per Balance Sheet

	31 March 2021	31 March 2022
	£000s	£000s
Bank Account balances and cash in transit	587	(1,208)
Imprest accounts	7	6
Cash equivalents	8,590	10,160
Total Cash and Cash Equivalents per Balance Sheet	9,184	8,958

ANNUAL STATEMENT OF ACCOUNTS 2021/22

NOTES TO THE FINANCIAL STATEMENTS

1. ACCOUNTING POLICIES

Please refer to the full Statement of Accounting Policies which can be found on pages 19 to 35.

2. ACCOUNTING STANDARDS THAT HAVE BEEN ISSUED BUT NOT YET ADOPTED

At the balance sheet date, the following new accounting standards and amendments to existing standards have been published but not yet adopted by the Code.

IFRS16 (Leases) - Following an emergency consultation, CIPFA LASAAC has further deferred the implementation of IFRS16 until 1 April 2024, ie. for the 2024/25 Accounts. Authorities may implement the standard prior to this if they so wish. Gedling has not, as yet, decided to do so.

In addition reference is made to regular annual improvements to the IFRS Standards and references to the Conceptual Framework in IFRS Standards. These are not anticipated to have any material impact on the Council's financial statements.

3. CRITICAL JUDGEMENTS IN APPLYING ACCOUNTING POLICIES

In applying the Accounting Policies set out on pages 19 to 35, the authority may have to make certain judgements about complex transactions or those involving uncertainty about future events.

There is ongoing uncertainty about future levels of funding for local government, however the authority has determined that this uncertainty is not yet sufficient to provide an indication that the assets of the authority might be impaired as a result of a need to close facilities and reduce levels of service.

Following a referendum held on 23 June 2016, the UK left the European Union (EU) on the 31 January 2020 and concluded a trade deal with the EU by the deadline of 31 December 2020. As yet the full ongoing impact of this on the Council remains unclear.

4. ASSUMPTIONS MADE ABOUT THE FUTURE AND OTHER MAJOR SOURCES OF ESTIMATION UNCERTAINTY

The Statement of Accounts contains estimated figures that are based on assumptions made by the Authority about the future or that are otherwise uncertain. Estimates are made taking into account historical experience, current trends and other relevant factors. The estimates are reviewed on an ongoing basis. However, because balances cannot be determined with certainty, actual results could be materially different from the assumptions and estimates.

The estimated items in the Authority's Balance Sheet at 31 March 2022 for which there is a significant risk of causing a material adjustment in the forthcoming financial year are set out below. This list does not include assets and liabilities carried at fair value based on a recently observed market price.

The coronavirus pandemic has impacted on global financial markets, with market activity affected in many sectors. The property market is recovering well, and market evidence for comparison purposes is now becoming more available to inform opinions of value. Most valuations in 2021/22 were carried out by the Council's in-house valuer E. Wimble MRICS, a chartered surveyor. However valuations were also commissioned from external valuers as necessary. The Council's valuer is responsible for reporting on all values. In line with the RICS Material Valuation Uncertainty Leaders' Forum (UK), material valuation uncertainty (MVU) declarations are no longer required unless an individual valuer believes there is a reason for such a declaration. It is the Council valuer's professional judgement that none of the valuations for the 2021/22 Accounts are subject to MVU.

An impairment review of property values at the balance sheet date was completed at 31 March 2022. Any material differences have been reflected in value compared to the carrying amount.

ANNUAL STATEMENT OF ACCOUNTS 2021/22

NOTES TO THE FINANCIAL STATEMENTS

4. ASSUMPTIONS MADE ABOUT THE FUTURE AND OTHER MAJOR SOURCES OF ESTIMATION UNCERTAINTY (Continued)

Item	Uncertainties	Effect if Actual Results Differ from Assumptions
Pensions Liability	Estimation of the net liability to pay pensions depends on a number of complex judgements in relation to the discount rate used, the rate at which salaries are projected to increase, changes in the retirement ages, mortality rates and expected returns on pension fund assets. A firm of consulting actuaries is engaged to provide the Council with expert advice about the assumptions to be applied.	The effects on the net pensions liability of changes in individual assumptions can be measured. For example, a one year increase in the mortality assumption (life expectancy) would result in an increase of £7.35m in the pension liability and a 0.1% increase in the discount rate assumption would result in a decrease in the pension liability of £2.90m. Differences arising from actual experiences or future changes in assumptions will be reflected in subsequent periods. See note 32 on pages 81 to 88 for further details.
Pensions Assets	The Council participates in the Nottinghamshire Local Government Pension Fund. In line with the RICS Material Valuation Uncertainty Leaders' Forum (UK), material valuation uncertainty declarations are no longer required unless the individual valuer believes that there is reason for such a declaration. The Actuary has confirmed that no MVU declaration has been made in respect of Pension Fund property assets in 2021/22.	As the Actuary has confirmed that no MVU declarations have been made in 2021/22, there is no impact on Gedling's share of the property assets held within the Pension Fund.
Property Plant and Equipment	Depreciation and amortisation is provided to write down the assets to their residual values over their estimated useful lives. The selection of these residual values and useful lives requires the exercise of management judgements considering anticipated usage levels in service provision and levels of repairs and maintenance. A review of balance sheet values is undertaken each year end to assess if any of the assets have not been used at the estimated rates and if any impairment charges are required.	If the useful lives of assets are reduced, depreciation increases and the carrying amount of the asset falls. If assets lives were 10% lower than estimated the annual depreciation charge would be increased by approximately £209,100. However, as the asset values are reviewed on an annual basis this level of incorrect estimation is unlikely. See note 13 on pages 59 to 61 for further details.

ANNUAL STATEMENT OF ACCOUNTS 2021/22

NOTES TO THE FINANCIAL STATEMENTS

4. ASSUMPTIONS MADE ABOUT THE FUTURE AND OTHER MAJOR SOURCES OF ESTIMATION UNCERTAINTY (Continued)

Provisions	<p>The Authority has made provisions of £50,000 each for Transferred Housing Stock Repairs and Transferred Housing Stock Environmental Warranty Excesses. These provide amounts to cover for an estimated number of future claims. It is possible the actual number may exceed the estimate. The Business Rate Retention scheme introduced a requirement to maintain a provision for rating appeals. The system is complex and neither the number of successful appeals nor the percentage reduction in rateable value (RV) achieved can be pre-determined. The current provision totals £4,121,300 of which the Council's share as billing authority is £1,648,500.</p>	<p>A change of 5% in the assumed RV reduction achieved for each NDR appeal could increase or decrease the provision requirement by around £206,100. Of this, the Council's share as billing authority would be £82,400. See note 22 on page 70 for further details on Provisions.</p>
Arrears	<p>An estimate of the impairment allowance for doubtful debts is based upon the age and type of each debt. A collective assessment matrix is used, including the value of items with shared characteristics, eg. the type of debtor and the period overdue, together with a weighting factor for the probability of default. The loss allowance for impairment at 31 March 2022 is £2,414,200. Whilst the full impact of the coronavirus pandemic remains uncertain, it has been addressed when assessing the expected credit loss provisions and the use of a collective provision matrix ensures that where arrears rise there is a corresponding increase in the expected credit loss provision.</p>	<p>If collection rates were to deteriorate, a 10% increase on the impairment percentage would require an additional £174,200 to be set aside as an allowance.</p>

ANNUAL STATEMENT OF ACCOUNTS 2021/22

NOTES TO THE FINANCIAL STATEMENTS

5. EXPENDITURE AND FUNDING ANALYSIS

The Expenditure and Funding Analysis shows how annual expenditure is used and funded from resources (government grants, council tax and business rates) by local authorities in comparison with those resources consumed or earned by authorities in accordance with Generally Accepted Accounting Practices. It also shows how this expenditure is allocated for decision making purposes between the Council's portfolios. Income and expenditure accounted for under Generally Accepted Accounting Practices is presented more fully in the Comprehensive Income and Expenditure Statement (CIES) on page 38.

2020/21			2021/22			
Net Exp chg'ble to General Fund Balance £000s	Adjs between Funding & Acc'g Basis £000s	Net Exp in CIES (page 36) £000s		Net Exp chg'ble to General Fund Balance £000s	Adjs between Funding & Acc'g Basis £000s	Net Exp in CIES (page 36) £000s
			Net Cost of Services:			
1,382	102	1,484	Community Development	1,394	98	1,492
3,621	585	4,206	Housing, Health & Well-being	2,463	575	3,038
1,271	258	1,529	Public Protection	1,881	276	2,157
5,160	718	5,878	Environment	5,717	1,602	7,319
1,000	271	1,271	Growth and Regeneration	531	255	786
4,698	2,171	6,869	Resources and Reputation	2,990	1,664	4,654
17,132	4,105	21,237	Cost of Services	14,976	4,470	19,446
			Other Operating Expenditure:			
740	0	740	Payment of Precepts to Parishes	751	0	751
19	0	19	Drainage Board Levy	20	0	20
0	36	36	Pensions Administration Cost	0	47	47
(13)	(30)	(43)	(Gain)/Loss on disposal of PPE	0	(61)	(61)
746	6	752		771	(14)	757
			Financing and Investment I&E:			
351	0	351	Interest Payable on Debt	365	0	365
0	1,192	1,192	Net Pensions Interest Cost	0	1,408	1,408
(100)	(48)	(148)	Interest Receivable & similar income Inc & Exp re. Investment properties & changes in their fair value	(80)	(36)	(116)
(136)	(130)	(266)	(Gain)/Loss on disposal of Inv't Assets	(184)	(268)	(452)
0	0	0	(Gain)/Loss on Pooled Investm't Funds	0	0	0
0	6	6	Mvt on Impairment Loss Allowances	0	(163)	(163)
172	0	172		(3)	0	(3)
287	1,020	1,307		98	941	1,039
			Taxation and Non Specific Grants:			
(7,089)	76	(7,013)	Council Tax Income	(7,222)	(81)	(7,303)
(9,028)	4,855	(4,173)	Non Domestic Rates	(1,576)	(2,454)	(4,030)
(8,111)	0	(8,111)	Non Ring-fenced Government Grants	(1,807)	0	(1,807)
0	(2,326)	(2,326)	Capital grants and contribs (note 11)	0	(4,437)	(4,437)
(24,228)	2,605	(21,623)		(10,605)	(6,972)	(17,577)
(6,063)	7,736	1,673	(Surpl)/Def on Prov'n of Services	5,240	(1,575)	3,665
£000s			Opening General Fund Balance	£000s		
(9,891)			(Surplus)/Deficit on General Fund	(15,954)		
(6,063)			Closing General Fund Balance	5,240		
(15,954)				(10,714)		

ANNUAL STATEMENT OF ACCOUNTS 2021/22

NOTES TO THE FINANCIAL STATEMENTS

6. NOTE TO THE EXPENDITURE AND FUNDING ANALYSIS

The Code requires a reconciliation of the main adjustments to net expenditure chargeable to the General Fund to arrive at the amounts shown in the Comprehensive Income and Expenditure Statement (CIES) on page 38. The relevant transfers between reserves are shown in the Movement in Reserves Statement (MiRS) on page 39.

2021/22

	Adjs. between Funding and Accounting Basis			
	Adjustments for capital purposes	Net change for Pension adjustments	Other Differences	Total Adjustments
	£000s	£000s	£000s	£000s
Community Development	0	105	(7)	98
Housing, Health & Well-being	109	552	(86)	575
Public Protection	10	281	(15)	276
Environment	863	797	(58)	1,602
Growth and Regeneration	0	260	(5)	255
Resources and Reputation	1,048	689	(73)	1,664
Cost of Services	2,030	2,684	(244)	4,470
Other income and expenditure from the Expenditure and Funding Analysis	(4,966)	1,455	(2,534)	(6,045)
Difference between the General Fund (surplus)/deficit and the CIES (surplus)/deficit on the Provision of Services	(2,936)	4,139	(2,778)	(1,575)

2020/21

	Adjs. between Funding and Accounting Basis			
	Adjustments for capital purposes	Net change for Pension adjustments	Other Differences	Total Adjustments
	£000s	£000s	£000s	£000s
Community Development	0	87	15	102
Housing, Health & Well-being	35	434	116	585
Public Protection	0	224	34	258
Environment	0	644	74	718
Growth and Regeneration	0	237	34	271
Resources and Reputation	1,375	682	114	2,171
Cost of Services	1,410	2,308	387	4,105
Other income and expenditure from the Expenditure and Funding Analysis	(2,528)	1,228	4,931	3,631
Difference between the General Fund (surplus)/deficit and the CIES (surplus)/deficit on the Provision of Services	(1,118)	3,536	5,318	7,736

Adjustments for Capital purposes

Services lines are adjusted for depreciation and amortisation charges. Statutory charges for capital financing (the minimum revenue provision) and other revenue contributions are deducted as these are not chargeable under Generally Accepted Accounting Practices.

Other operating expenditure is adjusted for disposals of Property, Plant and Equipment.

ANNUAL STATEMENT OF ACCOUNTS 2021/22

NOTES TO THE FINANCIAL STATEMENTS

6. NOTE TO THE EXPENDITURE AND FUNDING ANALYSIS (Continued)

Financing and investment income and expenditure is adjusted for changes in the fair value of investment property and for disposals of investment assets.

Taxation and non-specific grant income and expenditure is credited with capital grants receivable in the year without condition or for which conditions were satisfied in the year.

Net Change for Pensions adjustments

Service lines are adjusted for the removal of employer's contributions made by the Council as allowed by statute and their replacement with current service costs and past service costs.

Other operating expenditure is adjusted for pensions administration.

Financing and investment income and expenditure is adjusted for the net interest on the defined benefit liability which is charged to the CIES.

Other Differences

Service lines include adjustments relating to the accumulated absences account. Accruals are made for compensated absences earned but not taken in the year, eg. annual and flexi-leave carried forward at 31 March. Statutory arrangements require that the impact of these accruals on the General Fund balance is neutralised by transfers to and from the accumulated absences account.

The charge under taxation and non-specific grant income mainly represents the difference between what is chargeable under statutory regulations for council tax and NDR, ie that was projected to be received at the start of the year, and the income to be recognised under Generally Accepted Accounting Practices. This is a timing issue as any difference will be brought forward in future surpluses and deficits on the Collection Fund.

7. SEGMENTAL ANALYSIS

The introduction of the Expenditure and Funding Analysis fulfils the majority of the segmental reporting requirements. However the Code requires that if certain specified items are reported segmentally to management and are material, these should be disclosed more fully. The Council's depreciation, amortisation charges and revaluation losses are reported segmentally, as is external income from customers, and details of these charges are given below.

Depreciation, Amortisation & Revaluation Losses

Community Development
Housing, Health & Well-being
Public Protection
Environment
Growth and Regeneration
Resources and Reputation

	2020/21	2021/22
	£000s	£000s
Community Development	60	51
Housing, Health & Well-being	351	309
Public Protection	4	6
Environment	1,211	1,225
Growth and Regeneration	1	0
Resources and Reputation	302	1966
	1,929	3,557

External Income from Customers

Community Development
Housing, Health & Well-being
Public Protection
Environment
Growth and Regeneration
Resources and Reputation

	2020/21	2021/22
	£000s	£000s
Community Development	(42)	(86)
Housing, Health & Well-being	(930)	(2,963)
Public Protection	(746)	(759)
Environment	(2,478)	(2,749)
Growth and Regeneration	(837)	(904)
Resources and Reputation	(758)	(990)
	(5,791)	(8,451)

ANNUAL STATEMENT OF ACCOUNTS 2021/22

NOTES TO THE FINANCIAL STATEMENTS

8. EXPENDITURE AND INCOME ANALYSED BY NATURE

	2020/21	2021/22
	£000s	£000s
Employee benefits expenses	18,079	18,527
Other service expenses	32,732	28,496
Depreciation, amortisation & revaluation losses	1,929	4,034
Interest payments	351	365
Precepts and levies	759	772
Costs associated with the disposal of fixed assets	0	2
Expenditure on investment properties and reductions in fair value	45	21
Losses on pooled investment funds	6	0
Increases on Impairment Loss Allowances	172	0
Loss on derecognition of financial assets	0	0
Total Expenditure per CIES	54,073	52,217
Fees, charges and other service income	(5,791)	(8,451)
Interest and investment income	(148)	(116)
Income from council tax and NDR	(11,186)	(11,333)
Government grants and other contributions	(34,921)	(27,604)
Income from the disposal of assets	(43)	(62)
Income from investment properties and increases in fair value	(311)	(473)
Income from gains on pooled investment funds	0	(163)
Decreases on Impairment Loss Allowances	0	(350)
Total Income per CIES	(52,400)	(48,552)
(Surplus)/Deficit on the Provision of Services	1,673	3,665

ANNUAL STATEMENT OF ACCOUNTS 2021/22

NOTES TO THE FINANCIAL STATEMENTS

9. ADJUSTMENTS BETWEEN ACCOUNTING BASIS AND FUNDING BASIS UNDER REGULATIONS

This note details the adjustments that are made to the total comprehensive income and expenditure recognised by the authority in the year in accordance with proper accounting practice, to the resources that are specified by statutory provision as being available to the authority to meet future capital and revenue expenditure.

<u>2021/22</u>	Usable Reserves			Total Mov't on Usable Reserves	Mov't on Unusable Reserves
	General Fund Balance	Capital Receipts Reserve	Capital Grants Unapplied		
	£000s	£000s	£000s	£000s	£000s
<u>Adjustments primarily involving the Capital Adjustment Account (note 24)</u>					
Reversal of items debited or credited to the Comprehensive Income & Expenditure Statement (CIES):					
Charges for depreciation & impairment of non-current assets	1,788	0	0	1,788	(1,788)
Revaluation losses/(reversals) on Property Plant and Equipment	1,685	0	0	1,685	(1,685)
Movement in fair value of investment properties	(268)	0	0	(268)	268
Amortisation of intangible assets	83	0	0	83	(83)
Capital grants & contributions applied	(214)	0	0	(214)	214
Revenue Expenditure Funded from Capital Under Statute	409	0	0	409	(409)
Carrying Amounts debited as part of the gain or loss on disposals of non-current assets	0	0	0	0	0
Insertion of items NOT debited or credited to the CIES:					
Statutory provision for the financing of capital investment (Minimum Revenue Provision)	(573)	0	0	(573)	573
Capital expenditure charged against General Fund Balance	(1,570)	0	0	(1,570)	1,570
<u>Adjustments primarily involving the Capital Grants Unapplied Account</u>					
Capital grants and contributions unapplied, credited to the CIES	(4,004)	0	4,223	219	(219)
Application of grants to capital financing transferred to the Capital Adjustment Account	0	0	(794)	(794)	794
<u>Adjustments primarily involving the Pooled Investment Funds Adjustment Account</u>					
Transfer of the gain/loss on pooled investments	(163)	0	0	(163)	163
Sub-total of items adjusted	(2,827)	0	3,429	602	(602)

ANNUAL STATEMENT OF ACCOUNTS 2021/22

NOTES TO THE FINANCIAL STATEMENTS

9. ADJUSTMENTS BETWEEN ACCOUNTING BASIS AND FUNDING BASIS UNDER REGULATIONS

<u>2021/22 (Continued)</u>	Usable Reserves			Total Mov't on Usable Reserves	Mov't on Unusable Reserves
	General Fund Balance	Capital Receipts Reserve	Capital Grants Unapplied		
	£000s	£000s	£000s	£000s	£000s
Sub-total of adjustments from prev. page	(2,827)	0	3,429	602	(602)
<u>Adjustments primarily involving the Capital Receipts Reserve</u>					
Transfer of sale proceeds credited as part of the gain/loss on disposal to the CIES (PPE)	(70)	70	0	0	0
Transfer of sale proceeds credited as part of the gain/loss on disposal to the CIES (Investment Assets)	0	561	0	561	(561)
Use of Capital Receipts Reserve to finance new capital expenditure	0	(631)	0	(631)	631
<u>Adjustments primarily involving the Deferred Capital Receipts Reserve</u>					
Transfer of interest on deferred capital receipt	(36)	0	0	(36)	36
<u>Adjustments primarily involving the Pensions Reserve</u>					
Reversal of items relating to retirement benefits debited or credited to the CIES	6,606	0	0	6,606	(6,606)
Employers pension contributions and direct payments to pensioners payable in the year	(2,469)	0	0	(2,469)	2,469
<u>Adjustments primarily involving the Collection Fund Adjustment A/C</u>					
Amount by which Council Tax & NDR income credited to the CIES differs to that income calculated for the year in accordance with statutory requirements	(2,535)	0	0	(2,535)	2,535
<u>Adjustments primarily involving the Accumulated Absences Account</u>					
Amount by which officer remuneration credited to the CIES on an accruals basis is different from remuneration chargeable in the year in accordance with statutory requirements	(244)	0	0	(244)	244
Total Net adjs between Accounting basis and Funding basis under regulation (per Movement in Reserves Statement on p39)	(1,575)	0	3,429	1,854	(1,854)

The adjustments primarily involving the Collection Fund include the impact of exceptional business rates deficits created in 2020/21 and 2021/22 as a result of the Covid-19 pandemic. The General Fund balance of £4.601m at 31 March 2022 includes grant receipts of £1.983m to compensate for the loss of business rates income as a result of the continuation of extended retail relief to support businesses during the Covid-19 pandemic. These grants will be used to fund the 2021/22 business rates deficit, which will not be charged to the General Fund until 2022/23.

ANNUAL STATEMENT OF ACCOUNTS 2021/22

NOTES TO THE FINANCIAL STATEMENTS

9. ADJUSTMENTS BETWEEN ACCOUNTING BASIS AND FUNDING BASIS UNDER REGULATIONS

This note details the adjustments that are made to the total comprehensive income and expenditure recognised by the authority in the year in accordance with proper accounting practice, to the resources that are specified by statutory provision as being available to the authority to meet future capital and revenue expenditure.

2020/21 Comparatives

Adjustments primarily involving the Capital Adjustment Account (note 24)

Reversal of items debited or credited to the Comprehensive Income & Expenditure Statement (CIES):

Charges for depreciation & impairment of non-current assets

General Fund Balance	Capital Receipts Reserve	Capital Grants Unapplied	Total Mov't on Usable Reserves	Mov't on Unusable Reserves
£000s	£000s	£000s	£000s	£000s
1,774	0	0	1,774	(1,774)

Revaluation losses/(reversals) on Property Plant and Equipment

35	0	0	35	(35)
----	---	---	----	------

Movement in fair value of investment properties

(130)	0	0	(130)	130
-------	---	---	-------	-----

Amortisation of intangible assets

120	0	0	120	(120)
-----	---	---	-----	-------

Capital grants & contributions applied

(417)	0	0	(417)	417
-------	---	---	-------	-----

Revenue Expenditure Funded from Capital Under Statute

171	0	0	171	(171)
-----	---	---	-----	-------

Carrying Amounts debited as part of the gain or loss on disposals of non-current assets

0	0	0	0	0
---	---	---	---	---

Insertion of items NOT debited or credited to the CIES:

Statutory provision for the financing of capital investment (Minimum Revenue Provision)

(569)	0	0	(569)	569
-------	---	---	-------	-----

Capital expenditure charged against General Fund Balance

(121)	0	0	(121)	121
-------	---	---	-------	-----

Adjustments primarily involving the Capital Grants Unapplied Account

Capital grants and contributions unapplied, credited to the CIES

(1,909)	0	1,909	0	0
---------	---	-------	---	---

Application of grants to capital financing transferred to the Capital Adjustment Account

0	0	(223)	(223)	223
---	---	-------	-------	-----

Adjustments primarily involving the Pooled Investment Funds Adjustment Account

Transfer of the gain/loss on pooled investments

6	0	0	6	(6)
---	---	---	---	-----

Sub-total of items adjusted

(1,040)	0	1,686	646	(646)
---------	---	-------	-----	-------

ANNUAL STATEMENT OF ACCOUNTS 2021/22

NOTES TO THE FINANCIAL STATEMENTS

9. ADJUSTMENTS BETWEEN ACCOUNTING BASIS AND FUNDING BASIS UNDER REGULATIONS

<u>2020/21 Comparatives (Continued)</u>	Usable Reserves			Total Mov't on Usable Reserves	Mov't on Unusable Reserves
	General Fund Balance	Capital Receipts Reserve	Capital Grants Unapplied		
	£000s	£000s	£000s	£000s	£000s
Sub-total of adjustments from prev. page	(1,040)	0	1,686	646	(646)
<u>Adjustments primarily involving the Capital Receipts Reserve</u>					
Transfer of sale proceeds credited as part of the gain/loss on disposal to the CIES (PPE)	(30)	30	0	0	0
Transfer of sale proceeds credited as part of the gain/loss on disposal to the CIES (Investment Assets)	0	561	0	561	(561)
Use of Capital Receipts Reserve to finance new capital expenditure	0	(591)	0	(591)	591
<u>Adjustments primarily involving the Deferred Capital Receipts Reserve</u>					
Transfer of interest on deferred capital receipt	(48)	0	0	(48)	48
<u>Adjustments primarily involving the Pensions Reserve</u>					
Reversal of items relating to retirement benefits debited or credited to the CIES	5,966	0	0	5,966	(5,966)
Employers pension contributions and direct payments to pensioners payable in the year	(2,430)	0	0	(2,430)	2,430
<u>Adjustments primarily involving the Collection Fund Adjustment A/C</u>					
Amount by which council tax & NDR income credited to the CIES differs to the council tax income calculated for the year in accordance with statutory requirements	4,931	0	0	4,931	(4,931)
<u>Adjustments primarily involving the Accumulated Absences Account</u>					
Amount by which officer remuneration credited to the CIES on an accruals basis is different from remuneration chargeable in the year in accordance with statutory requirements	387	0	0	387	(387)
Total Net adjs between Accounting basis and Funding basis under regulation (per Movement in Reserves Statement on p39)	7,736	0	1,686	9,422	(9,422)

ANNUAL STATEMENT OF ACCOUNTS 2021/22

NOTES TO THE FINANCIAL STATEMENTS

10. TRANSFERS TO/FROM EARMARKED RESERVES

Contributions to Earmarked Reserves provide financing for future expenditure plans, and contributions posted back from such reserves helped to meet General Fund expenditure during 2020/21 and 2021/22.

	Balance 31 Mar 2020	Transfers out during 2020/21	Transfers in during 2020/21	Balance 31 Mar 2021	Transfers out during 2021/22	Transfers in during 2021/22	Balance 31 Mar 2022
Reserve:	£000s	£000s	£000s	£000s	£000s	£000s	£000s
IT Equip't Replacement & Investment	503	(48)	126	581	(54)	110	637
Community and Crime	69	(10)	234	293	(97)	4	200
Risk Mgt & Budget Red'n	52	(26)	7	33	(13)	50	70
Housing and Housing Benefits	254	(15)	69	308	(59)	0	249
Insurance	294	(20)	63	337	(34)	37	340
Efficiency & Innovation	309	(37)	71	343	(16)	0	327
Asset Management	445	(55)	171	561	(212)	172	521
Local Plan Reserve	131	(11)	0	120	(19)	168	269
S106 Revenue	163	(30)	31	164	(30)	0	134
Earmarked Grants	616	(63)	840	1,393	(630)	258	1,021
Joint Use Maintenance	113	(39)	28	102	0	49	151
CCTV	204	(30)	25	199	(73)	26	152
Local Authority Mortgage Scheme	111	0	0	111	0	0	111
Apprentices	76	(15)	0	61	(18)	0	43
NDR Pool	1,243	(42)	313	1,514	(1,174)	233	573
Transformation	636	(98)	104	642	(347)	150	445
Economic Development	268	(94)	0	174	(113)	57	118
Leisure Strategy	237	0	41	278	(23)	0	255
Property Management	75	(11)	0	64	0	0	64
Selective Licencing	183	0	30	213	(20)	0	193
Additional Restrictions Grant (ARG)	0	0	540	540	(540)	0	0
Inflationary Pressures Contingency Reserve	0	0	0	0	0	250	250
Total Earmarked Reserves per Balance Sheet p40-41	5,982	(644)	2,693	8,031	(3,473)	1,564	6,122
Net Movement in Year per MiRS p39		2,049			(1,909)		

IT Replacement & Investment - to provide for the cost of replacing personal computing facilities based on a rolling programme, and investment in new equipment.

Community and Crime Reserve - to fund future community and crime initiatives, including mobile radios.

Risk Management Fund - monies set aside from savings in insurance premiums, to be used to reduce the risk of loss or injury in the provision of Council services, with the objective of reducing future insurance costs, and to provide for potential underachievement against the approved budget reduction programme.

ANNUAL STATEMENT OF ACCOUNTS 2021/22

NOTES TO THE FINANCIAL STATEMENTS

10. TRANSFERS TO/FROM EARMARKED RESERVES (Continued)

Housing and Housing Benefit Reserve - to provide for future risk of rising caseload for homelessness, and to cover unpredictable increases in the volume or category of housing benefit claimants. The reserve is also to provide for costs which may arise from the planned transfer of Housing Benefit to DWP, to form part of Universal Credit.

Insurance Fund - provides cover for excess payments following changes in the insurance market, and the level of cover provided by the Council's insurers.

Efficiency and Innovation Reserve - to provide funding for future initiatives.

Asset Management Reserve - to provide for asset maintenance and replacement.

Local Plan Reserve - to cover the costs of any future inspection by the Planning Inspectorate and fluctuations in workload arising from the planning application process.

Section 106 Reserve - holds contributions from Developers, where conditions have been satisfied, but where appropriate projects have yet to be undertaken.

Earmarked Grants Reserve - holds various grants and contributions received, which may only be used for the specific purposes for which they were received.

Joint Use Maintenance Reserve - to fund maintenance falling within the Joint Use Agreement for leisure centres within the borough.

Closed Circuit Television (CCTV) Reserve - to provide for the cost of replacing CCTV equipment, based on a rolling replacement programme.

Local Authority Mortgage Scheme Reserve - to provide for potential defaults in connection with two LAMS schemes launched in April 2012 and June 2013, under which the Council indemnified Lloyds for 20% of individual loans for 5 years from the date of each completion.

Apprentice Reserve - to provide for the employment of future apprentices in line with the Council's priorities.

NDR Pool Reserve - represents the Council's share of surpluses arising from its membership of the Nottinghamshire Business Rates Pool for Economic Development projects.

Transformation Reserve - to provide for the change management costs of implementing the budget reduction programme.

Economic Development Reserve - to provide for committed and future economic development projects.

Leisure Strategy Reserve - to provide for future investment in the Council's leisure facilities.

Property Management Reserve - to provide for entry fees for property funds and similar investments.

Selective Licencing Reserve - to provide for future costs associated with the Selective Licencing Scheme.

ARG Reserve - Additional Restrictions Grant was paid to the Council to fund Covid-19 related discretionary grants to local businesses in 2020/21, based on the authority's specific local knowledge.

Inflationary Pressures Contingency Reserve - to provide for pressures in coming years for cost of living increases, including but not restricted to utilities, pay etc.

ANNUAL STATEMENT OF ACCOUNTS 2021/22

NOTES TO THE FINANCIAL STATEMENTS

11. ANALYSIS OF GRANTS AND CONTRIBUTIONS INCLUDED IN THE COMPREHENSIVE INCOME AND EXPENDITURE STATEMENT

The authority credited the following grants and contributions to the Comprehensive Income and Expenditure Statement (CIES). Significant amounts were received in respect of Covid-19 support and the sums included within both Taxation and Non-Specific Grant Income and Cost of Services are analysed further below.

	2020/21	2021/22
	£000s	£000s
<u>Credited to Taxation and Non-Specific Grant Income:</u>		
New Homes Bonus	(383)	(106)
Local CTRS Support Grant	0	(118)
Lower Tier Services Grant	0	(131)
Covid-19 related non-ringfenced grants (see below)	(7,728)	(1,452)
Non Ring-fenced Grants	(8,111)	(1,807)
FCC Communities Foundation / WREN - Play Areas	(192)	0
MHCLG - Disabled Facilities Grant	(410)	(321)
Green Homes Grant Scheme	0	(494)
Community Infrastructure Levy (CIL)	(1,158)	(3,408)
Rural Development Programme for England / Rural Payments Agency	(43)	0
Section 106 Developer Contributions	(98)	(14)
D2N2 - Carlton Square	(350)	0
Office for Low Emission Vehicles (OLEV) - Electric Charging Points	(75)	(25)
Onchan Drive MUGA	0	(58)
Killisick Recreation Area	0	(97)
Bestwood Lodge	0	(20)
Capital Grants and Contributions	(2,326)	(4,437)
S31 Grants included in Non Domestic Rates income	(6,341)	(3,377)
Local Tax Income Guarantee included in Non Domestic Rates Income	(254)	105
Local Tax Income Guarantee included in Council Tax Income	(65)	0
Total Non Ring-fenced Grants included in CIES on page 38	(17,097)	(9,516)
<u>Credited to Services:</u>		
Housing Benefits	(20,300)	(18,523)
Grants for Revenue Expenditure funded from Capital	(700)	(899)
Covid-19 related Grants credited to Services (see below)	(2,162)	(458)
Other Grants & Contributions	(844)	(1,480)
Total grants & contributions credited to Services	(24,006)	(21,360)
Total Grants, Contributions and Donated Assets	(41,103)	(30,876)

The Community Infrastructure Levy (CIL) is a planning charge available to local authorities in England and Wales. It came into force in April 2010 and an authority may choose to levy the charge on most types of new development in its area. The proceeds of the levy must be spent on infrastructure in the local area, including transport, flood defence, schools, hospitals and other health and social care facilities. Gedling's CIL Charging Schedule came into effect in October 2015.

ANNUAL STATEMENT OF ACCOUNTS 2021/22

NOTES TO THE FINANCIAL STATEMENTS

11. ANALYSIS OF GRANTS AND CONTRIBUTIONS INCLUDED IN THE COMPREHENSIVE INCOME AND EXPENDITURE STATEMENT (Continued)

Significant sums are included in both Taxation and Non-Specific Grant Income and Cost of Services that relate to Covid-19 support. The amounts are made up as follows:

Credited to Taxation and Non-Specific Grant Income:

	2020/21	2021/22
	£000s	£000s
Additional Restrictions Grant (discretionary grants based on local knowledge)	(3,405)	(775)
Sales, Fees & Charges compensation (to mitigate irrecoverable losses of service income)	(1,585)	0
Emergency Covid-19 Delivery (to mitigate local authority funding pressures)	(1,570)	(534)
Discretionary Grants (Retail, Hospitality & Leisure sectors)	(896)	(5)
Local Restrictions Grant - Open (discretionary grants for businesses not mandated to close)	(231)	0
Track and Trace (discretionary grants)	0	(138)
Non ringfenced Business Grants Administration	(41)	0
Total	(7,728)	(1,452)

Credited to Services:

	2020/21	2021/22
	£000s	£000s
Council Tax Hardship (to support economically vulnerable households)	(873)	0
New Burdens & Covid Delivery Grants	(375)	(240)
Furlough Scheme	(363)	(51)
Contain Outbreak and Enforcement (to support costs associated with public health)	(249)	0
Track & Trace Discretionary (grants to eligible residents required to self isolate)	(150)	(24)
Compliance and Enforcement	(48)	0
Winter Assistance	(41)	0
Reopening High Streets Safely (to create a safe trading environment)	(39)	(66)
Welcome Back Fund	0	(77)
Additional HB Admin Subsidy	(24)	0
Total	(2,162)	(458)

Grants and Contributions Received in Advance

The authority has also received a number of grants and contributions that have yet to be recognised as income, since they have conditions attached to them that will require the monies or property to be returned to the giver. The balances at year-end for capital and revenue are as follows:

Capital

	2020/21	2021/22
	£000s	£000s
Developers' Section 106 Contributions	(2,382)	(3,150)
	(2,382)	(3,150)

Revenue

Developers' Section 106 Contributions	(64)	(139)
	(64)	(139)

ANNUAL STATEMENT OF ACCOUNTS 2021/22

NOTES TO THE FINANCIAL STATEMENTS

12. CAPITAL EXPENDITURE AND CAPITAL FINANCING

The total amount of capital expenditure incurred in the year is shown in the table below, together with the resources that have been used to finance it. Where capital expenditure is to be financed in future years by charges to revenue as assets used by the authority, the expenditure results in an increase in the Capital Financing Requirement (CFR), a measure of the capital expenditure incurred historically by the authority that has yet to be financed. The CFR is analysed in the second part of this note.

	2020/21	2021/22
	£000s	£000s
Opening Capital Financing Requirement (CFR)	10,313	10,013
<u>Additions:</u>		
Property, Plant & Equipment (note 13)	1,359	4,927
Intangible Assets	91	92
Revenue expenditure funded from capital under statute (REFCUS)	872	1,308
Total Capital Investment	2,322	6,327
<u>Financing:</u>		
Capital receipts	(591)	(632)
Government Grants	(871)	(1,195)
Other Grants and Contributions	(591)	(2,281)
Minimum Revenue Provision (MRP)	(569)	(573)
Total Sources of Finance	(2,622)	(4,681)
Closing Capital Financing Requirement (CFR)	10,013	11,659
<u>Explanation of movements in the year:</u>		
Increase/(Decrease) in underlying need to borrow - supported by Government financial assistance	0	0
Increase/(Decrease) in underlying need to borrow - not supported by Government financial assistance	(300)	1,646
Increase/(Decrease) in Capital Financing Requirement (CFR)	(300)	1,646

ANNUAL STATEMENT OF ACCOUNTS 2021/22

NOTES TO THE FINANCIAL STATEMENTS

13. PROPERTY, PLANT & EQUIPMENT

Movements in 2021/22

Cost or Valuation:

As at 1 April 2021

Additions

Revaln incr/(decr) recognised in the Revaluation Reserve

Revaln incr/(decr) recognised in the Surplus/Deficit on Provision of Services

Derecognition-Disposals

Derecognition-Decommissioned

Other movements in cost or valuation

As at 31 March 2022

Accumulated Depreciation and Impairment:

As at 1 April 2021

Depreciation Charge

Depreciation written out to the Revaluation Reserve

Depreciation written out to the Surplus/Deficit on Provision of Services

Derecognition-Disposals

Derecognition-Decommissioned

As at 31 March 2022

Net Book Value 31/3/21

Net Book Value 31/3/22

	Land & Bldgs.	Vehicles Plant & Equipm't	Infra-Struct. Assets	Comm'y Assets	Assets Under Constrn.	Total
	£000s	£000s	£000s	£000s	£000s	£000s
As at 1 April 2021	22,532	9,477	1,390	8,174	267	41,840
Additions	1,353	829	127	207	2,411	4,927
Revaln incr/(decr) recognised in the Revaluation Reserve	23	0	0	0	0	23
Revaln incr/(decr) recognised in the Surplus/Deficit on Provision of Services	(1,674)	0	0	0	(11)	(1,685)
Derecognition-Disposals	0	(161)	0	0	0	(161)
Derecognition-Decommissioned	0	0	0	0	0	0
Other movements in cost or valuation	(729)	1	(47)	(1)	500	(276)
As at 31 March 2022	21,505	10,146	1,470	8,380	3,167	44,668
Accumulated Depreciation and Impairment:						
As at 1 April 2021	(489)	(6,176)	(685)	(5,834)	0	(13,184)
Depreciation Charge	(575)	(839)	(63)	(311)	0	(1,788)
Depreciation written out to the Revaluation Reserve	400	0	0	0	0	400
Depreciation written out to the Surplus/Deficit on Provision of Services	0	0	0	0	0	0
Derecognition-Disposals	0	161	0	0	0	161
Derecognition-Decommissioned	0	0	0	0	0	0
As at 31 March 2022	(664)	(6,854)	(748)	(6,145)	0	(14,411)
Net Book Value 31/3/21	22,043	3,301	705	2,340	267	28,656
Net Book Value 31/3/22	20,841	3,292	722	2,235	3,167	30,257

ANNUAL STATEMENT OF ACCOUNTS 2021/22

NOTES TO THE FINANCIAL STATEMENTS

13. PROPERTY, PLANT & EQUIPMENT (Continued)

Comparative Movements in 2020/21

Cost or Valuation:

	Other Land & Bldgs. £000s	Vehicles Plant & Equipm't £000s	Infra- Struct. Assets £000s	Comm'y Assets £000s	Assets Under Constrn. £000s	Total £000s
As at 1 April 2020	22,201	9,291	1,387	7,891	125	40,895
Additions	718	213	3	283	142	1,359
Revaln incr/(decr) recognised in the Revaluation Reserve	(352)	0	0	0	0	(352)
Revaln incr/(decr) recognised in the Surplus/Deficit on Provision of Services	(35)	0	0	0	0	(35)
Derecognition-Disposals	0	(27)	0	0	0	(27)
Derecognition-Decommissioned	0	0	0	0	0	0
Other movements in cost or valuation	0	0	0	0	0	0
As at 31 March 2021	22,532	9,477	1,390	8,174	267	41,840

Accumulated Depreciation and Impairment:

As at 1 April 2020	(473)	(5,388)	(629)	(5,555)	0	(12,045)
Depreciation Charge	(624)	(815)	(56)	(279)	0	(1,774)
Depreciation written out to the Revaluation Reserve	608	0	0	0	0	608
Depreciation written out to the Surplus/Deficit on Provision of Services	0	0	0	0	0	0
Derecognition-Disposals	0	27	0	0	0	27
Derecognition-Decommissioned	0	0	0	0	0	0
As at 31 March 2021	(489)	(6,176)	(685)	(5,834)	0	(13,184)

Net Book Value 31/3/20

21,728	3,903	758	2,336	125	28,850
--------	-------	-----	-------	-----	--------

Net Book Value 31/3/21

22,043	3,301	705	2,340	267	28,656
--------	-------	-----	-------	-----	--------

Depreciation

The following useful lives have been used in the calculation of depreciation on a straight line basis:

Land and Buildings

Generally 25 to 95 years however Arnot Hill House, a listed building, has a life of 173 years.

Vehicles, Plant and Equipment

5 to 25 years

Infrastructure

10 to 25 years

ANNUAL STATEMENT OF ACCOUNTS 2021/22

NOTES TO THE FINANCIAL STATEMENTS

13. PROPERTY, PLANT & EQUIPMENT (Continued)

Revaluation

The authority carries out a rolling programme which ensures that all Property, Plant and Equipment required to be measured at Current Value is revalued at least every two years. Items within a class of Property, Plant and Equipment are revalued simultaneously within that rolling programme. Most valuations in 2021/22 were completed by the Council's in-house valuer, E. Wimble MRICS, a chartered surveyor. However valuations were also commissioned from external valuers as deemed necessary. Bruton Knowles carried out the valuations of Mapperley Golf Course and Bestwood Lodge Hotel whilst Lambert Smith Hampton valued land at Killisick Lane.

Valuations of land and buildings are carried out in accordance with the methodologies and basis for estimation set out in the professional standards of the Royal Institution of Chartered Surveyors. An impairment review is carried out annually on the Land and Buildings Portfolio. Due to Covid-19 there was previously a risk of material valuation uncertainty (MVU). However, as per the RICS Material Valuation Uncertainty Leaders' Forum (UK), MVU declarations are no longer required unless the individual valuer believes that there is reason for such a declaration. It is the Council valuer's professional judgement that none of the valuations for the 2021/22 Accounts are subject to MVU. Vehicles, Plant and Equipment are valued on a depreciated historic cost basis as a proxy for Current Value.

Capital Commitments

At 31 March 2022 there were two significant capital contracts that had been entered into but not fully completed. The total was £561,900 for construction costs relating to the development of The Arnold Market Place and the Green Homes Grants scheme. This represents the sums remaining to be paid in 2022/23 and not the value of the contracts.

14. INVESTMENT PROPERTY

The following items of income and expenditure have been accounted for in the Financing and Investment Income and Expenditure line in the Comprehensive Income and Expenditure Statement.

	2020/21	2021/22
	£000s	£000s
Rental from Investment Property	(143)	(196)
Direct operating expenses arising from Investment Property	7	12
Net (Gain)/Loss	(136)	(184)

There are no restrictions on the authority's ability to realise the value inherent in its investment property, or on the authority's contractual obligations to purchase, construct or develop investment property, or repairs, maintenance or enhancement.

Investment property is valued on an annual basis, and an impairment review is also completed at the balance sheet date. Most valuations in 2021/22 were completed by the Council's in-house valuer, E. Wimble MRICS, a chartered surveyor. However valuations were also commissioned from external valuers as deemed necessary. The Council's valuer is however responsible for reporting on all values. Due to Covid-19 there was previously some risk of material valuation uncertainty (MVU). However as per the RICS Material Valuation Uncertainty Leaders' Forum (UK), MVU declarations are no longer required unless the individual valuer believes that there is reason for such a declaration. It is the Council valuer's professional judgement that none of the valuations for the 2021/22 Accounts are subject to MVU.

The following table summarises the movements in the fair value of investment properties over the year. The valuation basis adopted uses Level 2 inputs, ie. those other than quoted prices that are observable for the financial asset.

ANNUAL STATEMENT OF ACCOUNTS 2021/22

NOTES TO THE FINANCIAL STATEMENTS

14. INVESTMENT PROPERTY (Continued)

Long Term Investment Property:

Balance at the start of the year

Additions (purchase, construction & subsequent expenditure)

Transfers

Net gain/(loss) from fair value adjustments

Balance at the end of the year per Balance Sheet

2020/21	2021/22
£000s	£000s
3,828	3,958
0	0
0	57
130	268
3,958	4,283

15. INTANGIBLE ASSETS

The authority accounts for its software as intangible assets, to the extent that the software is not an integral part of a particular IT system and accounted for as part of the hardware item of Property, Plant and Equipment.

All software is given a finite life, based on assessments of the period that the software is expected to be of use to the authority.

The carrying amount of intangible assets is amortised on a straight line basis. The full amortisation of £83,095 charged to revenue in 2021/22 was charged to IT and then absorbed as an overhead across all relevant service headings in Cost of Services.

In view of the above, it is not possible to quantify exactly how much of the amortisation of intangible assets has been attributed to each service heading.

Gross carrying amount

Accumulated amortisation

Net carrying amount at start of year

Additions

Derecognition of decommissioned assets:

Gross carrying amount

Accumulated amortisation

Amortisation for the year

Net carrying amount at end of year per Balance Sheet

Represented by:

Gross carrying amount

Accumulated amortisation

Total

2020/21	2021/22
£000s	£000s
810	901
(694)	(814)
116	87
91	92
0	0
0	0
(120)	(83)
87	96
901	993
(814)	(897)
87	96

ANNUAL STATEMENT OF ACCOUNTS 2021/22

NOTES TO THE FINANCIAL STATEMENTS

16. FINANCIAL INSTRUMENTS

A financial instrument is any contract that gives rise to a financial asset in one entity, and a financial liability on another. Most straightforward financial assets (debtors, bank deposits, investments etc.) and liabilities (creditors, borrowings etc.) are covered, together with more complex ones not used by this authority (eg. debt instruments with embedded swaps, and options).

The Code requires extensive disclosures in relation to financial instruments, the purpose being to enable users to evaluate the significance of financial instruments for the authority's financial position and performance, and to assess the nature and extent of the risks arising from financial instruments to which the authority was exposed and how the authority manages those risks.

The Code accepts however that the level of detail included in the disclosures will depend on the extent of the authority's involvement in financial instruments, both in terms of the amounts involved and the complexity of the instruments. Gedling Borough Council is party only to straightforward instruments and accordingly the majority of the disclosure is given as a narrative, as permitted by the Code.

The Code requires authorities to measure their assets and liabilities and provide disclosures in accordance with IFRS13 - Fair Value Measurement. Therefore, wherever financial instruments are measured or disclosed at fair value, this is to be done in accordance with IFRS13. The Code defines fair value as "the price that would be received to sell an asset, or paid to transfer a liability, in an orderly transaction between market participants at the measurement date". This emphasises that fair value is a market based measurement and not an authority specific measurement.

A key element of IFRS13 is the fair value hierarchy. Level 1 inputs use quoted prices in an active market for identical assets and liabilities, which an authority can access at the measurement date. Level 2 uses inputs other than quoted prices that are observable for the asset or liability. Level 3 uses unobservable inputs for the asset or liability.

Initial Recognition

A financial asset or liability is recognised on the balance sheet when the holder becomes committed to the purchase, ie. the contract date. Trade receivables (debtors) are an exception, being recognised not when a contract to supply is made, but when the goods have been supplied or the service rendered by the Council. Similarly, trade payables (creditors) are recognised only when the goods or services have been received by the Council. In the case of a contract to borrow money, recognition is at the point at which the cash lent is received, not when the authority becomes committed to the loan agreement. In most cases relevant to Gedling Borough Council, the recognition point is obvious.

Initial Measurement

Financial assets and liabilities are initially measured at fair value, less the transaction costs that are directly attributable to them. As above, fair value is defined as the price that would be received to sell an asset, or paid to transfer a liability, in an orderly transaction between market participants at the measurement date. In general, the fair value on initial recognition will be the transaction price. Transaction costs include fees paid to brokers, dealers and advisers, but do not include internal administrative costs.

Soft Loans

Local Authorities often make "soft loans", ie. loans for policy reasons, rather than as financial instruments, and these loans may sometimes be interest free or at rates below those prevailing in the market, for example to voluntary bodies or to employees for the purchase of motor vehicles. The "fair value" of such loans may be held to be less than the amount of cash lent, and would accordingly be estimated as the present value of all the future cash receipts, discounted using the prevailing market rate of interest for a similar loan. Any sum by which the amount lent exceeds the fair value of the loan should be charged to the Comprehensive Income and Expenditure Statement.

ANNUAL STATEMENT OF ACCOUNTS 2021/22

NOTES TO THE FINANCIAL STATEMENTS

16. FINANCIAL INSTRUMENTS (Continued)

Subsequent accounting would require the loan's "effective rate of interest" to be used, which will be higher than the contractual rate since the initial carrying amount of the loan is less than the principal sum required to repay the loan. This rate will be the same as the rate used to discount the loan to its initial fair value. Interest in excess of the contractual rate is then credited to the Comprehensive Income and Expenditure Statement over the term of the loan.

The only "soft loans" identified by the Council in 2021/22 were car loans to employees. It is the Council's view that the outstanding sum of £78k is not material and accordingly, no calculation for fair value has been undertaken. Car loans are therefore recognised in the balance sheet at the value of the sums loaned, less repayments made.

Subsequent Measurement

Although all financial instruments are initially measured on the basis of fair value, subsequent measurement depends on the "classification" of an instrument. IFRS9 defines two classes of financial liabilities, and three classes of financial assets. Classification is now based on the characteristics of the financial asset, including consideration of the business model within which the asset is held. This requires an assessment of the objectives for holding the asset, and whether the contractual terms give rise to cashflows that are solely payments of principal and interest (the SPPI test).

Financial liabilities:

* Amortised cost

* Fair value through profit and loss (FVPL) - none held by the Council

Financial assets:

* Amortised cost

* Fair value through comprehensive income (FVOCI) - none held by the Council

* Fair value through profit and loss (FVPL)

In practice the majority of financial liabilities held by the Council will be in the "amortised cost" category, and most financial assets will be either at amortised cost, or held at fair value through profit and loss. It will often not be necessary to undertake a formal effective interest rate (EIR) calculation, either because the instrument is a short duration receivable (debtor) or payable (creditor) which is required to be measured at the original invoice amount, or because it is clear that the nominal interest rate equals the EIR, as is the case with most fixed rate instruments.

Most loan debts and investments will feature transaction costs which should be applied to the initial carrying amount, however where these are judged not to be material, for example the 0.035% charge made by PWLB, the transaction costs may be charged immediately to the Comprehensive Income and Expenditure Statement (CIES). This is the treatment adopted by Gedling Borough Council.

Premiums and Discounts

The accounting treatment for premiums and discounts arising on the early repayment of debt is largely dictated by the principle that financial instruments are derecognised when the contracts that establish them come to an end. Premiums and discounts may arise from the extinguishment of a financial liability. The amounts of such premiums payable or discounts receivable are thus required to be cleared to the Comprehensive Income and Expenditure Statement upon the extinguishment of the liability.

However, it has been recognised by the Government that this accounting treatment does not necessarily result in a charge which is equitable on Council Taxpayers in terms of gains and losses. Provisions have therefore been introduced to allow authorities to spread the impact of premiums and discounts on Council Tax over future financial years, and in England such spreading is a requirement for discounts.

No premiums or discounts were paid or received by the Council during 2021/22.

ANNUAL STATEMENT OF ACCOUNTS 2021/22

NOTES TO THE FINANCIAL STATEMENTS

16. FINANCIAL INSTRUMENTS (Continued)

The Council's Financial Instruments at 31 March 2022

(a) Financial Liabilities at Amortised Cost:

- (i) **Long and Short Term Borrowing** - Total long term debt outstanding on the balance sheet on 31 March 2022 is £10.812m, all held with the Public Works Loan Board (PWLB). The short term borrowing balance of £2k shown on the Balance Sheet is represented by accrued interest only. PWLB loans have special characteristics in that the interest rates are based on the Government's cost of borrowing rather than on market rates, and a penalty charge is payable on early redemption that is over and above the cost to the lender.

The Council has a continuing ability to borrow at concessionary rates from the PWLB rather than from the markets, and these are termed the PWLB certainty interest rates. As a result of its PWLB commitments for fixed rate loans, a comparison of the terms of these loans with the new borrowing rates available from PWLB has been used to calculate the fair value. If a value is calculated on this basis the carrying amount of the Council's outstanding loans of £10.812m would be valued at £12.359m (excluding accrued interest). However, if the Council was to seek to avoid the projected loss by repaying the loans to PWLB, the PWLB would raise a penalty charge based on the premature redemption interest rates, totalling £4.358m. The exit price for the outstanding PWLB loans including the penalty charge would therefore be £15.170m (excluding accrued interest).

This redemption charge is a supplementary measure of the fair value of the outstanding PWLB loans of £10.812m. It measures the economic effect of the terms agreed by the Council with the PWLB, compared with estimates of the terms that would be offered for market transactions undertaken at the balance sheet date, which have been assumed to be the PWLB premature redemption interest rates. The difference between the carrying amount and the fair value measures the additional interest that the authority will pay over the remaining terms of the loans under the agreements with the PWLB against what would be paid if the loans were at prevailing market rates.

If the discount rate applied to each outstanding loan was to increase by 1%, the penalty would fall from £4.358m to £1.360m and the exit price from £15.170m to £12.172m (excluding accrued interest). These amounts would be reversed if the discount rate was to fall, ie. the penalty and the exit price would rise.

The valuation basis adopted uses level 2 inputs, ie. inputs other than quoted prices that are observable for the financial liability.

- (ii) **Long and Short Term Creditors** - Operational creditors are financial instruments of short duration, with no formal effective interest rate, and are required to be valued at their original amounts, ie. the carrying amount is a reasonable approximation of fair value. Long term creditors are represented by grants received in advance of £3.289m. Short-term creditors outstanding at 31 March 2022, which are classed as financial instruments, totalled £3.948m.

(b) Financial Assets at Amortised Cost

- (i) **Short Term Investment** - Investments held at 31 March 2022 amounted to £16.451m, including accrued interest, and consisted of fixed term deposits with approved counterparties. Term deposit rates were fixed at inception, with interest paid on maturity. No formal calculation of EIR is deemed necessary, and the carrying amount is a reasonable approximation of the fair value.
- (ii) **Long Term Debtors** - As discussed above, the only soft loans identified by Gedling Borough Council are car loans to employees. The sum outstanding at 31 March 2022 is £78k, which is not deemed material. The long term debtors figure also includes deferred capital receipts of £0.549m for a land sale at Teal Close, and £0.328m for a payment due from the Notts CC Pension Fund.
- (iii) **Short Term Debtors** - Operational debtors are financial instruments of short duration, with no formal effective interest rate, and are required to be valued at their original amount, ie. the carrying amount is a reasonable approximation of fair value. Short term debtors outstanding at 31 March 2022, which are classed as financial instruments, totalled £5.282m net of impairment provisions for doubtful debts (see note 19). This figure includes deferred capital receipts of £537k due in 2022/23 for a land sale at Teal Close.

ANNUAL STATEMENT OF ACCOUNTS 2021/22

NOTES TO THE FINANCIAL STATEMENTS

17. THE NATURE AND EXTENT OF RISKS ARISING FROM FINANCIAL INSTRUMENTS

The Council is required to disclose information regarding the risk arising from financial instruments to which the authority is exposed.

Credit risk is the possibility that other parties might fail to pay amounts due to the authority. Liquidity risk is the possibility that the authority may not have funds available to meet its commitments to make payments. Refinancing risk is the possibility that the Council might be required to renew a financial instrument on maturity at unfavourable interest rates or terms. Market risk is the possibility that financial loss may arise as a result of changes in such measures as interest rates and stock market movements.

The Council's overall risk management programme focuses on the unpredictability of financial markets, and seeks to minimise potential adverse effects on the resources available to fund services.

Credit Risk

Credit risk arises from deposits with banks and financial institutions. The Council's Treasury Management Policy is to select counterparties by the use of a creditworthiness methodology provided by its treasury advisers. This is based on a sophisticated model that incorporates credit ratings from all three main rating agencies, supplemented by information relating to positive and negative outlooks and other technical market information. The result is a banding for the suggested duration of investments with any given counterparty, from "do not use" to 60 months. Any deviation from these suggested durations must be specifically approved by the Chief Financial Officer and reported to Full Council at the earliest opportunity. Full credit rating information is received from the treasury advisers on a weekly basis, with any changes in between being notified by ratings alerts. Accordingly, changes to the approved counterparty list can be made promptly in order to minimise the Council's exposure to risk.

The Council also operates maximum investment limits with individual counterparties and Money Market Funds. Any investment in excess of these limits is subject to the specific approval of the Chief Financial Officer. The Council did not experience any non-performance from any of its counterparties in respect of its temporary investments or cash equivalents during 2021/22.

Impairment of Financial Assets - the Expected Credit Loss Model

IFRS9 introduced the concept of "expected credit losses" as opposed to "incurred losses". This is largely in response to the financial crisis, when impairment provisions were often found to be too little, and to have been made too late.

Impairment losses must be calculated to reflect the expectation that future cashflows might not take place because the borrower could default on their obligations. Provision for trade receivables (debtors) is made on a lifetime expected loss basis using a collective provision matrix, and credit risk plays a crucial role in assessments. The Council has historically used such a matrix, and this has been reviewed to ensure that it is sufficiently "forward looking" and not simply based on past experience. The overall decrease of £4k in the Council's impairment loss allowances for financial instruments during 2021/22 has been credited to the financing and investment section of the CIES, in accordance with the requirement of IFRS9.

Whilst the full impact of the coronavirus pandemic is not yet known, it has been addressed when assessing the expected credit loss provisions. The use of a collective provision matrix ensures that where arrears rise there is also a corresponding increase in the expected credit loss provision, and furthermore, whilst recovery may be currently suspended, it will ultimately recommence. On the basis of a "lifetime expected credit loss" the overall position remains unchanged.

No provision for impairment has been made for short term investments on the basis that these are fixed term deposits with high quality counterparties and the risk is assessed as negligible. The Council's treasury advisers have calculated that the historic risk of default on the entire short term investment portfolio at 31 March 2022 is 0.01%, and would amount to an expected credit loss provision of less than £1,500. This is not deemed to be material.

Similarly, no provision has been made for cash and cash equivalents, which includes the Council's investments in money market funds. As previously discussed, these are AAA rated funds and are deemed to represent negligible risk.

ANNUAL STATEMENT OF ACCOUNTS 2021/22

NOTES TO THE FINANCIAL STATEMENTS

17. THE NATURE AND EXTENT OF RISKS ARISING FROM FINANCIAL INSTRUMENTS (Continued)

Liquidity and Refinancing Risk

As the authority has access to borrowings from PWLB, there is no significant risk that it will be unable to raise finance to meet its commitments under financial instruments. Instead, the risk is that the authority may have to replace significant proportions of its borrowings at unfavourable interest rates. The Prudential Code requires an indicator specifying the maximum proportions of debt maturing at different times, and performance in this respect is reported to the Chief Financial Officer on a daily basis. The PWLB maturity profile as at 31 March is shown below:

PWLB Maturity Analysis

Short Term Borrowing (repayable within 1 year)

Principal

Interest accruals

Short Term Borrowing per Balance Sheet

Long Term Borrowing

Repayable in 1 to 2 years

Repayable in 2 to 5 years

Repayable in 5 to 10 years

Repayable in over 10 years

Long Term Borrowing per Balance Sheet

	31/3/21	31/3/22
	£000s	£000s
Principal	0	0
Interest accruals	(1)	(2)
Short Term Borrowing per Balance Sheet	(1)	(2)
Repayable in 1 to 2 years	0	0
Repayable in 2 to 5 years	0	0
Repayable in 5 to 10 years	0	(681)
Repayable in over 10 years	(9,812)	(10,131)
Long Term Borrowing per Balance Sheet	(9,812)	(10,812)

It is a requirement of the Code that the long-term and short-term parts of individual instruments be separated. Even when separated, the assets and liabilities remain financial instrument balances and should be carried in the Balance Sheet as investments or borrowings, rather than as debtors or creditors.

Market Risk:

The authority is exposed to some degree of risk on its exposure to interest rate movements on its borrowings and investments, and movements in interest rates can have a complex impact. The Treasury Management Strategy set each year specifies the maximum proportions of variable rate borrowings and investments that may be outstanding at any one time, and performance in this respect is reported to the Chief Financial Officer daily. In addition, regular advice is taken from the Council's treasury advisers with regard to the timing of significant borrowings and investments.

Price Risk:

The authority's property fund investment is subject to fluctuations in value and the capital sum is not guaranteed. However the intention is to hold the investment for at least five years to minimise the risk. The authority has no equity shareholdings and thus no exposure to risk from movements in share prices.

Foreign Exchange Risk:

The authority has no material financial assets denominated in foreign currencies and thus has no significant exposure to loss arising from movements in exchange rates.

18. LONG TERM DEBTORS

Car Loans

Other - Cycle Scheme

Land Sale Deferred Settlement

Total Long Term Debtors per Balance Sheet

	2020/21	2021/22
	£000s	£000s
Car Loans	190	14
Other - Cycle Scheme	2	1
Land Sale Deferred Settlement	1,085	876
Total Long Term Debtors per Balance Sheet	1,277	891

ANNUAL STATEMENT OF ACCOUNTS 2021/22

NOTES TO THE FINANCIAL STATEMENTS

18. LONG TERM DEBTORS (Continued)

The sale of land at Teal Close was completed on 30 April 2018. However the sale proceeds are being phased over a contractually agreed period. The sum of £537k is to be received in the forthcoming year and is included with short term debtors below. However the sum of £548k to be received in periods beyond 31 March 2022 is included as a long term debtor. The total deferred capital receipt is £1.085m as detailed in note 24, Unusable Reserves.

19. SHORT TERM DEBTORS

	2020/21			2021/22		
	Financial Instrum'ts	Statutory Debts	Total	Financial Instrum'ts	Statutory Debts	Total
	£000s	£000s	£000s	£000s	£000s	£000s
Central Government Departments	1,222	5,178	6,400	606	1,718	2,324
Other Local Authorities	336	2,942	3,278	250	1,898	2,148
Land Sale Deferred Settlement	525	0	525	537	0	537
Other Entities and Individuals	6,219	1,768	7,987	6,303	1,750	8,053
Total Short Term Debtors	8,302	9,888	18,190	7,696	5,366	13,062
Less Impairment Loss Allowance	(2,418)	(444)	(2,862)	(2,414)	(458)	(2,872)
Net Short Term Debtors per Balance Sheet	5,884	9,444	15,328	5,282	4,908	10,190

Amounts in respect of council tax and business rates are outside the scope of financial instruments, being "statutory debtors". The balance of statutory debtors was particularly significant at 31 March 2021 due to the central government share of the exceptional business rates deficit - resulting from additional reliefs granted due to the pandemic. The balance has reduced considerably at 31 March 2022.

In accordance with IFRS9, the reduction on the impairment loss allowance for financial instruments between 2020/21 and 2021/22 has been credited to the Financing and Investment section in the Comprehensive Income and Expenditure Statement.

20. CASH AND CASH EQUIVALENTS

Cash equivalents are short-term, highly liquid investments that are readily convertible to known amounts of cash and which are subject to an insignificant risk of changes in value.

Cash equivalents are held for the purpose of meeting short-term cash commitments, rather than for investment or other purposes. There are no strict criteria relating to the nature and maturity of cash equivalents, but at Gedling all bank call accounts, including money market funds, are deemed to be such instruments, given that they are repayable at call without penalty. All the Council's fixed term deposits (however short) and notice accounts are classed as short-term investments, since penalties will be incurred if they are broken.

The balance of cash and cash equivalents is made up as follows:

	31/03/21	31/03/22
	£000s	£000s
Cash balance at bank and cash in transit	587	(1,208)
Imprest Accounts	7	6
	594	(1,202)
Call Accounts	8,590	10,160
Total Cash and Cash Equivalents per Balance Sheet	9,184	8,958

ANNUAL STATEMENT OF ACCOUNTS 2021/22

NOTES TO THE FINANCIAL STATEMENTS

21. SHORT TERM CREDITORS AND RECEIPTS IN ADVANCE

Creditors are defined as liabilities arising from the contractual obligation to pay cash in the future for goods or services or other benefits that have been received or supplied, and have been invoiced or formally agreed with the supplier.

If the Council receives consideration that does not yet meet the required conditions for revenue recognition, ie. goods have not been received, or a service has not been undertaken, a receipt in advance must be recognised.

	2020/21			2021/22		
	Financial Instrum'ts	Statutory Creditors	Total	Financial Instrum'ts	Statutory Creditors	Total
	£000s	£000s	£000s	£000s	£000s	£000s
Central Government Departments	0	(12,999)	(12,999)	(3)	(13,714)	(13,717)
Other Local Authorities	(760)	(459)	(1,219)	(1,739)	(455)	(2,194)
Other Entities and Individuals	(2,102)	(359)	(2,461)	(2,205)	(422)	(2,627)
Total Short Term Creditors per Balance Sheet	(2,862)	(13,817)	(16,679)	(3,947)	(14,591)	(18,538)

Amounts due in respect of council tax, business rates and HMRC taxes are outside the scope of financial instruments, being "statutory creditors". The balance of statutory creditors at 31 March 2022 remains significant due to S31 grant initially paid to Gedling as the billing authority being repayable to DLUHC for onward allocation to other preceptors; sums repayable as a result of the Council's agency arrangements for the issue of business grants during the pandemic, and Energy Rebate grant received for distribution in 2022/23.

22. PROVISIONS

Over one year:

Balance at 1 April 2021

Additional Provisions made in 2021/22

Used in 2021/22

Reversed in 2021/22

Balance at 31 March 2022

	Transf'd Stock Env. Warranties	Transf'd Stock Repairs	NDR Appeals	Total Provisions
	£000s	£000s	£000s	£000s
Balance at 1 April 2021	(50)	(50)	(1,321)	(1,421)
Additional Provisions made in 2021/22	0	0	(328)	(328)
Used in 2021/22	0	0	0	0
Reversed in 2021/22	0	0	0	0
Balance at 31 March 2022	(50)	(50)	(1,649)	(1,749)

Transferred Stock Environmental Warranties - to provide for the payment of excesses under the Environmental Warranty provided to Gedling Homes under the Large Scale Voluntary Transfer (LSVT) arrangement. An excess of £25,000 makes it likely that the Council will be required to meet certain expenses over the life of the policy.

Transferred Stock Repairs - to provide for work required under warranties on the transferred properties referred to above.

NDR Appeals - The Business Rate Retention regime places a liability on the Council to refund ratepayers who successfully appeal against the rateable value of their properties on the rating list. A provision of £1,648,500 has been made, representing the Council's estimated share of such liabilities at 31 March 2022.

ANNUAL STATEMENT OF ACCOUNTS 2021/22

NOTES TO THE FINANCIAL STATEMENTS

23. USABLE RESERVES

Movements in the authority's Usable Reserves are detailed in the Movement in Reserves Statement on page 39, and in note 9 on pages 50 to 53.

24. UNUSABLE RESERVES

Deferred Capital Receipts	1,610	1,085
Revaluation Reserve	5,833	5,874
Pooled Investment Funds Adjustment Account	(70)	93
Capital Adjustment Account	16,855	17,104
Pensions Reserve	(69,456)	(51,233)
Collection Fund Adjustment Account - Council Tax	(104)	(23)
Collection Fund Adjustment Account - Non Domestic Rates	(5,269)	(2,816)
Accumulated Absences Account	(634)	(390)

	31/03/21	31/03/22
	£000s	£000s
Deferred Capital Receipts	1,610	1,085
Revaluation Reserve	5,833	5,874
Pooled Investment Funds Adjustment Account	(70)	93
Capital Adjustment Account	16,855	17,104
Pensions Reserve	(69,456)	(51,233)
Collection Fund Adjustment Account - Council Tax	(104)	(23)
Collection Fund Adjustment Account - Non Domestic Rates	(5,269)	(2,816)
Accumulated Absences Account	(634)	(390)
Total Unusable Reserves	(51,235)	(30,306)

Total Unusable Reserves

Deferred Capital Receipts Reserve

The Deferred Capital Receipts Reserve holds the gains recognised on the disposal of non-current assets but for which cash settlement has yet to take place. Under statutory arrangements, the authority does not treat these gains as usable for financing new capital expenditure until they are backed by cash receipts. When the deferred cash settlement eventually takes place, amounts are transferred to the Capital Receipts Reserve. The balance relates to the sale of land at Teal Close, completed on 30 April 2018.

Revaluation Reserve

The Revaluation Reserve contains the gains made by the authority arising from increases in the value of its Property, Plant and Equipment. The balance is reduced when assets with accumulated gains are revalued downwards or impaired and the gains are lost, used in the provision of services and the gains are consumed through depreciation, or disposed of and the gains are realised.

The Reserve contains only revaluation gains accumulated since 1 April 2007, the date at which the Reserve was created. Accumulated gains arising before that date are consolidated into the balance on the Capital Adjustment Account.

Balance at 1 April

Upward revaluation of assets	530	726
Downward revaluation of assets and impairment losses not charged to the Surplus/Deficit on the Provision of Services	(274)	(303)
Surplus or deficit on revaluation of non current assets not posted to the Surplus or Deficit on the Provision of Services	256	423
Difference between fair value depreciation and historic cost depr'n	(170)	(382)
Accumulated gains on assets sold or scrapped	0	0
Amount written off to the Capital Adjustment Account	(170)	(382)

	2020/21	2021/22
	£000s	£000s
Balance at 1 April	5,747	5,833
Upward revaluation of assets	530	726
Downward revaluation of assets and impairment losses not charged to the Surplus/Deficit on the Provision of Services	(274)	(303)
Surplus or deficit on revaluation of non current assets not posted to the Surplus or Deficit on the Provision of Services	256	423
Difference between fair value depreciation and historic cost depr'n	(170)	(382)
Accumulated gains on assets sold or scrapped	0	0
Amount written off to the Capital Adjustment Account	(170)	(382)
Balance at 31 March	5,833	5,874

Balance at 31 March

ANNUAL STATEMENT OF ACCOUNTS 2021/22

NOTES TO THE FINANCIAL STATEMENTS

24. UNUSABLE RESERVES (Continued)

Pooled Investment Funds Adjustment Account

The introduction of IFRS9 requires pooled investment funds to be classified at Fair Value through Profit and Loss (FVPL), whereby all gains and losses are immediately charged to the Surplus and Deficit on the Provision of Services. However, in the case of certain property funds, including the CCLA LAPF in which the Council has an investment of £1m, a statutory override initially in place until 31 March 2023 requires these gains and losses to be neutralised via the Movement on Reserves Statement to the Pooled Investment Funds Adjustment Account (PIFAA). The increase in value of the Council's property fund investment in 2021/22 represents a gain, which has been reversed out to the PIFAA in accordance with the regulations.

Balance at 1 April

Gain/(Loss) on CCLA Property Fund in year

Balance at 31 March

2020/21	2021/22
£000s	£000s
(64)	(70)
(6)	163
(70)	93

Capital Adjustment Account

The Capital Adjustment Account absorbs the timing differences arising from the different arrangements for accounting for the consumption of non-current assets, and for financing the acquisition, construction or enhancement of those assets under statutory provisions. The Account is debited with the cost of acquisition, construction or enhancement, as depreciation, impairment losses and amortisations are charged to the Comprehensive Income and Expenditure Statement (with reconciling postings from the Revaluation Reserve to convert fair value figures to a historical cost basis). The Account is credited with the amounts set aside by the authority as finance for the costs of acquisition, construction or enhancement.

The Capital Adjustment Account contains accumulated gains and losses on Investment Properties, and if relevant, gains recognised on donated assets that have yet to be consumed by the authority.

The Account also contains revaluation gains accumulated on Property, Plant and Equipment before 1 April 2007, the date that the Revaluation Reserve was created to hold such gains. Note 9 on pages 50 to 53 provides details of the source of all the transactions posted to the Account, apart from those involving the Revaluation Reserve.

ANNUAL STATEMENT OF ACCOUNTS 2021/22

NOTES TO THE FINANCIAL STATEMENTS

24. UNUSABLE RESERVES (Continued)

Capital Adjustment Account (continued)

Balance at 1 April

Reversal of items relating to capital expenditure debited or credited to the Comprehensive Income and Expenditure Statement:

Charges for depreciation and impairment of non-current assets
 Revaluation (losses)/reversals on Property, Plant and Equipment
 Amortisation of Intangible Assets
 Revenue Expenditure funded from Capital under Statute (REFCUS)
 Amounts of non-current assets written off on disposal or sale as part of the gain/loss on disposal to the Comprehensive Income and Expenditure Statement

Adjusting amount written out of the Revaluation Reserve

Net written out amount of non-current assets consumed in the year

Capital financing applied in the year:

Use of Capital Receipts Reserve to finance new capital expenditure
 Capital grants and contributions credited to the Comprehensive Income and Expenditure Statement that have been applied to capital financing
 Applications of grants to capital financing from the Capital Grants Unapplied Account
 Statutory provision for the financing of capital investment charged against the General Fund
 Capital expenditure charged against the General Fund

Movements in the market value of Investment Properties debited or credited to the Comprehensive Income and Expenditure Statement

Balance at 31 March

	2020/21	2021/22
	£000s	£000s
Balance at 1 April	16,734	16,855
<u>Reversal of items relating to capital expenditure debited or credited to the Comprehensive Income and Expenditure Statement:</u>		
Charges for depreciation and impairment of non-current assets	(1,774)	(1,788)
Revaluation (losses)/reversals on Property, Plant and Equipment	(35)	(1,685)
Amortisation of Intangible Assets	(120)	(83)
Revenue Expenditure funded from Capital under Statute (REFCUS)	(171)	(409)
Amounts of non-current assets written off on disposal or sale as part of the gain/loss on disposal to the Comprehensive Income and Expenditure Statement	0	0
	(2,100)	(3,965)
Adjusting amount written out of the Revaluation Reserve	170	382
	(1,930)	(3,583)
<u>Capital financing applied in the year:</u>		
Use of Capital Receipts Reserve to finance new capital expenditure	591	632
Capital grants and contributions credited to the Comprehensive Income and Expenditure Statement that have been applied to capital financing	417	214
Applications of grants to capital financing from the Capital Grants Unapplied Account	223	794
Statutory provision for the financing of capital investment charged against the General Fund	569	573
Capital expenditure charged against the General Fund	121	1,570
	1,921	3,783
Movements in the market value of Investment Properties debited or credited to the Comprehensive Income and Expenditure Statement	130	49
Balance at 31 March	16,855	17,104

Pensions Reserve

The Pensions Reserve absorbs the timing differences arising from the different arrangements for accounting for post employment benefits, and for funding benefits, in accordance with statutory provisions. The authority accounts for post employment benefits in the Comprehensive Income and Expenditure Statement as the benefits are earned by employees accruing years of service, updating the liabilities recognised to reflect inflation, changing assumptions and investment returns on any resources set aside to meet the costs. However, statutory arrangements require benefits earned to be financed as the authority makes employer's contributions to the pension fund, or eventually pays any pensions for which it is directly responsible. The debit balance on the Pensions Reserve therefore shows a substantial shortfall in benefits earned by past and current employees and the resources the authority has set aside to meet them. The statutory arrangements will ensure that funding will have been set aside by the time the benefits come to be paid.

ANNUAL STATEMENT OF ACCOUNTS 2021/22

NOTES TO THE FINANCIAL STATEMENTS

24. UNUSABLE RESERVES (Continued)

Pensions Reserve (Continued)

As cashflow was uncertain in the face of the Covid 19 pandemic, the Council did not take up the option to pay a single lump sum to the Pension Fund in 2020/21 to represent its monetary pension deficit contributions for a three year period, in order to take advantage of a cash discount. Instead, it was agreed with the administering authority to make a one-year payment of £403k for 2020/21, followed by a 2-year lump sum of £831k to be paid in 2021/22 - generating a slightly reduced cash saving. The cash payment of £831k in April 2021 immediately reduced the Council's pension deficit, however only half of the sum paid has been charged to the revenue accounts in 2021/22. The remainder will be charged to revenue in 2022/23, resulting in a difference of £415.5k between the Pension Liability Account and the Pension Reserve at 31 March 2022.

	2020/21	2021/22
	£000s	£000s
Balance at 1 April	(49,177)	(69,456)
Actuarial gains or (losses) on pensions assets and liabilities	(16,743)	22,360
Reversal of items relating to benefits debited or credited to the Surplus or Deficit on the Provision of Services in the Comprehensive Income and Expenditure Statement	(5,966)	(6,606)
Employer's pension contributions and direct payments to pensioners payable in the year	2,430	2,469
Balance at 31 March	(69,456)	(51,233)

Collection Fund Adjustment Accounts

The Collection Fund Adjustment Accounts manage the differences arising from the recognition of council tax and non domestic rate income in the Comprehensive Income and Expenditure Statement as it falls due from council taxpayers and ratepayers, compared with the statutory arrangements for paying across amounts to the General Fund from the Collection Fund.

Council Tax:

	2020/21	2021/22
	£000s	£000s
Balance at 1 April	(28)	(104)
Amount by which council tax income credited to the Comprehensive Income and Expenditure Account is different from council tax income calculated for the year in accordance with statutory arrangements	(76)	81
Balance at 31 March	(104)	(23)

ANNUAL STATEMENT OF ACCOUNTS 2021/22

NOTES TO THE FINANCIAL STATEMENTS

24. UNUSABLE RESERVES (Continued)

Collection Fund Adjustment Accounts (continued)

Non Domestic Rates:

Balance at 1 April

Amount by which non domestic rate income credited to the Comprehensive Income and Expenditure Account is different from NDR income calculated for the year in accordance with statutory arrangements

Balance at 31 March

2020/21	2021/22
£000s	£000s
(414)	(5,269)
(4,855)	2,453
(5,269)	(2,816)

Accumulated Absences Account

The Accumulated Absences Account absorbs the differences that would otherwise arise on the General Fund Balance from accruing for compensated absences earned, but not taken in the year, for example annual leave entitlement carried forward at 31 March. Statutory arrangements require that the impact on the General Fund Balance is neutralised by transfers to or from the account.

Overall balances of outstanding leave at each year-end are relatively consistent, however an annual review is carried out. Accruals are based on outstanding hours multiplied by pay rates for the following year, ie. the year in which the leave will be taken.

Balance at 1 April

Settlement or cancellation of accrual made at the end of the preceding year

Amounts accrued at the end of the current year

Amount by which officer remuneration charged to the Comprehensive Income and Expenditure Statement on an accruals basis is different from remuneration chargeable in the year in accordance with statutory requirements

Balance at 31 March

2020/21	2021/22
£000s	£000s
(247)	(634)
247	634
(634)	(389)
(387)	245
(634)	(389)

ANNUAL STATEMENT OF ACCOUNTS 2021/22

NOTES TO THE FINANCIAL STATEMENTS

25. CASH FLOW STATEMENT - OPERATING ACTIVITIES

Net Surplus / (Deficit) on the Provision of Services per CIES on p33

Adjustments to the net surplus / (deficit) on the Provision of Services for non-cash movements:

Depreciation
 Impairment and downward revaluations
 Amortisation
 Increase / (Decrease) in revenue creditors
 (Increase) / Decrease in revenue debtors
 (Increase) / Decrease in stocks and works in progress
 Pension liability
 Carrying amount of non current assets sold
 Other non-cash items charged to net surplus/(deficit) on provision of services

	2020/21	2021/22
	£000s	£000s
	(1,673)	(3,665)
	1,774	1,788
	35	1,685
	120	83
	5,793	(2,105)
	(1,406)	1,813
	21	(16)
	3,536	4,552
	0	0
	1	(104)
	9,874	7,696
	(2,540)	(4,433)
	5,661	(402)

Adjustments to the net surplus / (deficit) on the Provision of Services for items that are investing and financing activities:

Proceeds from sales of property, plant and equipment, and other investment property receipts and payments

Net cash flow from Operating Activities per Cash Flow Statement on p42

Cash flows for operating activities include the following items:

Interest Received
 Interest Paid

	2020/21	2021/22
	£000s	£000s
	(117)	(116)
	351	365

ANNUAL STATEMENT OF ACCOUNTS 2021/22

NOTES TO THE FINANCIAL STATEMENTS

26. CASH FLOW STATEMENT - INVESTING ACTIVITIES

	2020/21	2021/22
	£000s	£000s
Purchase of property, plant and equipment, investment property and intangible assets	(1,463)	(4,719)
Purchase of short term and long term investments	(2,295)	(8,135)
Other payments for investing activities	(7)	(12)
Proceeds from sale of property, plant and equipment, investment property and intangible assets	591	597
Proceeds from short-term and long term investments	0	0
Capital grants & contributions	1,849	4,241
Other receipts from investing activities	143	195
Net cash flows from Investing Activities per Cash Flow Statement on p42	(1,182)	(7,833)

27. CASH FLOW STATEMENT - FINANCING ACTIVITIES

	2020/21	2021/22
	£000s	£000s
Receipt of short-term and long-term borrowing	0	1,000
Other receipts from financing activities	28	25
Movement on NDR debtor with preceptors and CLG	(7,461)	4,367
Movement on Council Tax debtors with Preceptors	(931)	408
Community Infrastructure Levy held for Parishes	74	(637)
Grants & contributions held for other principal parties	6,253	2,996
Written off car loans and accrued income	0	273
Long term pension fund debtor	0	(328)
Other payments for financing activities	(103)	(95)
Net cash flows from Financing Activities per Cash Flow Statement on p42	(2,140)	8,009

28. MEMBERS' ALLOWANCES

Payments to Members are made under the Local Authorities (Members Allowances) (England) Regulations 2003, which provide for the circumstances in which allowances are payable to Members, and to the maximum amounts payable in respect of certain allowances. The regulations include a requirement for authorities to make public their scheme for Members' allowances, and to disclose annually the amounts paid under such a scheme. The Council fulfils this requirement by the placement of a notice on its website. Under the Council's scheme, a Basic Allowance is paid to each Member, together with relevant Special Responsibility Allowances. There is also provision for the payment of car allowances, plus public transport, conference and subsistence expenses.

ANNUAL STATEMENT OF ACCOUNTS 2021/22

NOTES TO THE FINANCIAL STATEMENTS

28. MEMBERS' ALLOWANCES (Continued)

The authority paid the following amounts to Members of the Council during the year:

	2020/21	2021/22
	£000s	£000s
Allowances:		
Basic	179	179
Special Responsibility	119	120
Expenses:		
Conferences and subsistence	0	4
	298	303

The figures above include payments made to independent members.

29. EXTERNAL AUDIT COSTS

The authority is required to disclose amounts paid to its appointed auditors for work carried out in performing statutory functions. For 2021/22, Mazars are the appointed auditors for accounts and inspection work, the purpose being to demonstrate that the objectivity of the auditor is not compromised by fees for other work being significant in relation to audit costs.

	2020/21	2021/22
	£	£
Audit services carried out by the appointed auditor (Mazars)	39,790	32,779
Additional fees to be paid to the appointed auditors in respect of previous years	7,902	15,489
Total fees for statutory audit services in the year	47,692	48,268
Fees for tax advisory services	0	0
Total fees paid to the appointed auditor	47,692	48,268

Final agreement of fee variations in respect of audit fees for the 2019/20 and 2020/21 audits have still not been received from PSAA.

ANNUAL STATEMENT OF ACCOUNTS 2021/22

NOTES TO THE FINANCIAL STATEMENTS

30. OFFICERS' REMUNERATION

The Accounts and Audit Regulations 2015 require certain disclosures in respect of the remuneration of senior employees in Local Authorities, in order to provide greater transparency and accountability to local taxpayers in respect of the total remuneration package for the senior team charged with the stewardship of the Council. For the purpose of this disclosure note, senior officers are defined as those collectively representing the Council's Senior Leadership Team.

There is a requirement to disclose by job title the individual remuneration for senior employees whose annualised basic salary is £50,000 or more, but less than £150,000. Any employee in receipt of an annualised salary of £150,000 or more is required to be identified by name, however this does not apply at Gedling Borough Council as no employee is paid a salary at this level.

Remuneration is defined as amounts payable to or receivable by a person, and includes salary (the amount received under a contract of employment for services rendered), bonuses, expenses, the estimated monetary value of non-cash benefits, ie. "benefits in kind", and compensation for loss of employment. Remuneration generally excludes an employer's pension contributions, however for "senior officers" such contributions must also be included.

The remuneration paid to the Authority's senior employees in 2021/22, and in 2020/21 for comparison, is detailed in the table below.

Senior Employees in receipt of a basic salary exceeding £50,000:

2021/22

	Salary, Fees & All'wces	Exps All'wces	Benefits in Kind	Comp'n for loss of Office	Total exc Pension Contribs	Employer Pension Contribs	Total
	£	£	£	£	£	£	£
Chief Executive	129,360	68	11	0	129,439	21,756	151,195
Director of Corporate Resources & S151 Officer	82,231	0	0	0	82,231	14,966	97,197
Director of Environment, Communities & Leisure (part year)	44,332	0	0	0	44,332	8,069	52,401
Director of Environment, Communities & Leisure (part year)	6,586	0	0	0	6,586	1,198	7,784

The Director of Environment, Communities & Leisure left the Council on 28 November 2021. The replacement postholder commenced employment on 1 March 2022. For completeness, part year remuneration details for each postholder are included in the table above, as both were full members of SLT in the year.

2020/21

Chief Executive	115,753	4	1	0	115,758	21,044	136,802
Director of Environment, Communities & Leisure	83,424	314	50	0	83,788	15,183	98,971
Director of Corporate Resources & S151 Officer	76,266	0	0	0	76,266	13,880	90,146
Director of Org'l Devel. & Democratic Services (part year as post deleted)	60,161	0	0	0	60,161	10,367	70,528

ANNUAL STATEMENT OF ACCOUNTS 2021/22

NOTES TO THE FINANCIAL STATEMENTS

30. OFFICERS' REMUNERATION (Continued)

There is also a requirement to disclose the authority's other employees receiving remuneration totalling more than £50,000 in the year (excluding employer's pension contributions) and these are analysed in bands of £5,000 starting at £50,000 in the table below.

Number of Employees in each Remuneration Band:

(excluding employer pension contributions)

£50,000 to £54,999

£55,000 to £59,999

£60,000 to £64,999

£65,000 to £69,999

£70,000 to £74,999

£75,000 to £79,999

Total number of other employees whose remuneration exceeds £50,000

	2020/21 Number	2021/22 Number
	5	1
	4	3
	1	1
	0	2
	2	2
	0	1
	12	10

31. EXIT PACKAGES (TERMINATION BENEFITS)

The Council is required to disclose the number and cost of exit packages made in the financial year in rising bands of £20,000 up to £100,000, and bands of £50,000 thereafter. Exit packages to be included are those that have been agreed by the Council, ie. for which it is "demonstrably committed".

Termination benefits are defined as amounts payable as a result of either the Council's decision to terminate an employee's employment before the normal retirement date, or an employee's decision to accept an offer of benefits in exchange for the termination of employment. Voluntary early retirement does not represent a termination benefit, being instead a "post employment benefit". Termination benefits differ from post-employment benefits in that the latter are earned throughout an employee's working life, whereas termination benefits arise as a result of a specific event, such as a reduction in service capacity or as a result of budget cuts.

Ten compulsory redundancy was made during 2021/22, incurring liabilities of £360,634. There were no terminations agreed for reasons other than redundancy. The sum of £360,634 has been charged to the Comprehensive Income and Expenditure Statement in the year.

Exit Packages per Cost-Band £	Number of Compulsory Redundancies		Number of other departures agreed in year		Total number of exit packages by cost-band		Total cost of exit packages in each band £	
	2020/21	2021/22	2020/21	2021/22	2020/21	2021/22	2020/21	2021/22
0 to 20,000	0	4	2	0	2	4	3,954	32,877
20,001 to 40,000	1	2	0	0	1	2	32,066	51,025
40,001 to 60,000	0	2	0	0	0	2	0	99,137
60,001 to 80,000	0	1	0	0	0	1	0	70,212
100,001 to 150,000	0	1	1	0	1	1	130,192	107,383
	1	10	3	0	4	10	166,212	360,634

ANNUAL STATEMENT OF ACCOUNTS 2021/22

NOTES TO THE FINANCIAL STATEMENTS

32. POST-EMPLOYMENT BENEFITS - DEFINED BENEFIT PENSION SCHEME

(i) Participation in the Pension Scheme:

As part of the terms and conditions of employment for its officers, the Council makes contributions towards the cost of post employment (retirement) benefits. Although these benefits will not actually be payable until employees retire, the authority has a commitment to make the payments for those benefits, and to disclose them at the time that employees earn their future entitlement.

The Council participates in the Local Government Pension Scheme (LGPS) administered locally by Nottinghamshire County Council. This is a funded defined benefit statutory scheme with index linked benefits, meaning that the authority and employees both pay contributions into a fund, calculated at a level intended to balance the pensions liabilities with investment assets. Until 31 March 2014, benefits were based on final salary and length of service, however following changes to the LGPS, all benefits accrued from 1 April 2014 are based on career average revalued earnings and the length of service on retirement.

In addition, the Council has made arrangements for the payment of added years benefits to certain retired employees, outside the provisions of the scheme. This is an unfunded defined benefit arrangement, under which liabilities are recognised when awards are made, however there are no investment assets built up to meet these pension liabilities. Cash therefore has to be generated to meet actual pensions payments as they eventually fall due.

The actuary, Barnett Waddingham, is instructed by Nottinghamshire County Council to undertake pension expense calculations, and has prepared its figures in accordance with its understanding of IAS19. The principal risks to Gedling Borough Council are the longevity assumptions, statutory changes to the scheme, changes to inflation and bond yields, and the performance of the equity investments held by the scheme. In addition, as there are many unrelated employers in the LGPS there is an "orphan liability risk", where an employer leaves the fund but with insufficient assets to cover their pension obligations, in which case the shortfall may fall on the remaining employers. These risks are mitigated to a certain extent by the statutory requirement to charge to the General Fund the amount required by statute, as described in the accounting policies note, and by the assumption that an employer may leave the fund with excess assets, and these may be inherited by the remaining employers.

Further information can be found in the annual report of the Nottinghamshire County Council Pension Fund, which is available upon request from Nottinghamshire County Council, County Hall, West Bridgford, Nottingham NG2 7QP.

(ii) Explanation of terms:

Liabilities (obligations) - the post employment benefits that have been promised under the formal terms of the pension scheme, plus any constructive obligation for further benefits where the authority has given employees valid expectations that such benefits will be granted. Liabilities are measured on an actuarial basis, estimating the future cashflows that will arise from them based on such things as mortality rates, employee turnover, salary growth and expected early retirements under the scheme rules, discounted to present values.

Assets - the Council's attributable share of the investments held in the pension scheme to cover the liabilities, measured at fair value at the balance sheet date.

Movements on pensions assets and liabilities are analysed into the following constituents:

Service cost - comprising:

Current service cost - the increase in the present value of a defined benefit scheme's liabilities (defined benefit obligation) resulting from employee service in the current period.

Past service cost - the change in the present value of a scheme's liabilities for employee service in prior periods, resulting from a plan amendment (the introduction or withdrawal of a change to a defined benefit scheme) or a curtailment (a significant reduction in the number of employees covered by a scheme).

ANNUAL STATEMENT OF ACCOUNTS 2021/22

NOTES TO THE FINANCIAL STATEMENTS

32. POST EMPLOYMENT BENEFITS - DEFINED BENEFIT PENSION SCHEME (Continued)

Gains or losses on settlements - arising when an authority enters into a transaction that eliminates all further legal or constructive obligations for part or all of the benefits provided under a defined benefit scheme.

An amendment to IAS19 requires that when determining any past service cost, or gain or loss on settlement, the net defined benefit liability is to be remeasured using current assumptions, and the fair value of plan assets at the time of the event. The amendment does however note that this extra remeasurement does not need to be applied where the application of that remeasurement is not material. The Actuary has treated four events which occurred during 2021/22 as "material special events".

Net interest cost - the change during the period in the net defined benefit liability/asset that arises from the passage of time. It comprises interest costs on the liabilities and the interest income on plan assets.

Re-measurement of the net defined liability/(asset) comprising:

Actuarial gains and losses - changes in the present value of the defined benefit obligation resulting from (a) experience adjustments (the effects of differences between the previous actuarial assumptions and what has actually occurred), and (b) the effects of changes in the actuarial assumptions.

Return on plan assets - excluding amounts included in net interest on the net defined benefit liability/(asset).

Contributions by scheme participants - the increase in scheme liabilities and assets due to payments into the scheme by employees.

Contributions by employer - the increase in scheme assets due to payments into the scheme by the employer.

Benefits paid - payments to discharge liabilities directly to pensioners.

(iii) **Transactions relating to post-employment benefits:**

Pensions are accounted for in accordance with IAS19. The cost of retirement benefits are recognised in the Cost of Services in the Comprehensive Income and Expenditure Statement (page 36) when they are earned by employees, rather than when they are eventually paid as pensions. However, the charge the Council is required to make against Council Tax is based on the cash payable in the year, therefore the real cost of post employment (retirement) benefits is reversed out of the General Fund via the Movement in Reserves Statement (page 37). Transactions affecting the Comprehensive Income and Expenditure Statement and the General Fund Balance via the Movement in Reserves Statement are shown below.

In 2018 the Court of Appeal ruled that changes made to the pension schemes for judges and firefighters were unlawful on the grounds of age discrimination, a decision known as the "McCloud and Sargeant" judgement, and this was upheld by the Supreme Court. There is still uncertainty regarding LGPS benefits due to both the McCloud and Sargeant judgement, and the 2016 "cost cap" process. The Government has published its consultation on a remedy for the McCloud and Sargeant judgement, and at the same time announced the unpausing of the 2016 cost cap process which will take into account the remedy for the McCloud and Sargeant judgement. These issues are yet to be finalised, and therefore it remains uncertain what changes may be made to LGPS benefits as a result. The Council previously included an allowance to reflect the potential impact of the McCloud case, and this has been rolled by the Actuary in obtaining the accounting results for 2021/22.

Consultation on the McCloud issue closed on 8 October 2020 and the remedial regulations are expected to be published during 2022. The Actuary does not believe that there are any material differences between the approach underlying the allowance already made and the proposed remedy, and therefore no further adjustment is deemed necessary.

ANNUAL STATEMENT OF ACCOUNTS 2021/22

NOTES TO THE FINANCIAL STATEMENTS

32. POST EMPLOYMENT BENEFITS - DEFINED BENEFIT PENSION SCHEME (Continued)

As a result of a High Court ruling on the equalisation of guaranteed minimum pensions (GMPs) between genders, a number of pension schemes have made an adjustment to accounting disclosures to reflect the effect of this ruling on the value of pension liabilities. The Government published the outcome of its consultation on GMP Indexation on 23 March 2021. Barnett Waddingham have indicated that their assumptions are consistent with the consultation outcome and does not therefore believe that any adjustment to the value placed on liabilities is required.

Following a case involving the Teachers Pension scheme (the Goodwin Case) the Government has confirmed that a remedy is required in all public sector schemes, including the LGPS. A review is ongoing but Barnett Waddingham expect the impact to be minimal.

	2020/21	2021/22
	£000s	£000s
<u>Comprehensive Income and Expenditure Statement (CIES):</u>		
<u>Cost of Services:</u>		
a) Service cost comprising:		
Current service cost	4,427	4,892
Past service cost	311	261
b) Other Operating Expenditure:		
Administration Cost	36	47
c) Financing & Investment Income & Expenditure:		
Net Interest Cost	1,192	1,406
Total Post Employment benefits charged to the Surplus or Deficit on the Provision of Services	5,966	6,606
<u>Re-measurement of the net defined liability comprising:</u>		
Return on plan assets less interest (gain) / loss	(14,523)	(5,899)
Other actuarial (gains) / losses	0	363
Actuarial (gains) and losses on changes in financial assumptions	34,231	(7,899)
Actuarial (gains) and losses on changes in demographic assumptions	(1,390)	(7,791)
Experience (gains) and losses on the defined benefit obligation	(1,575)	(1,134)
Total Re-measurements (See Comprehensive Income and Expenditure Statement on page 38)	16,743	(22,360)
Total Post Employment benefits charged to the Comprehensive Income and Expenditure Statement	22,709	(15,754)
<u>Movement in Reserves Statement:</u>		
Reversal of net charges made to the Surplus or Deficit on the Provision of Services for post-employment benefits in accordance with the Code (see note 9)	(5,966)	(6,606)

Actual amount charged against the General Fund Balance for pensions in the year

	2020/21	2021/22
	£000s	£000s
Employer's contributions payable to the scheme	2,173	2,153
Discretionary payments (added years, pension strain etc)	257	316
Total	2,430	2,469

ANNUAL STATEMENT OF ACCOUNTS 2021/22

NOTES TO THE FINANCIAL STATEMENTS

32. POST EMPLOYMENT BENEFITS - DEFINED BENEFIT PENSION SCHEME (Continued)

(iv) **Pensions Liabilities and Assets recognised in the Balance Sheet:**

The amounts included in the balance sheet arising from the Council's obligation in respect of its defined benefit scheme is as follows:

	2017/18	2018/19	2019/20	2020/21	2021/22
	£000s	£000s	£000s	£000s	£000s
Present value of the funded defined benefit obligation	121,554	125,402	121,473	156,086	143,998
Fair value of assets	(74,855)	(80,196)	(73,829)	(88,191)	(94,617)
Net liability arising from the funded defined benefit obligation (LGPS)	46,699	45,206	47,644	67,895	49,381
Present value of the unfunded obligation (Discretionary Benefits)	1,909	1,777	1,533	1,561	1,436
Net Pension Liability on the Balance Sheet	48,608	46,983	49,177	69,456	50,817

The liabilities show the underlying commitments that the authority has in the long run to pay post-employment (retirement) benefits. These total £155.154m, including funded and unfunded obligations.

The net pension liability of £50.817m has a substantial impact on the net worth of the authority, as recorded in the Balance Sheet, reducing it by 129.7%. However, statutory arrangements for funding the deficit means that the financial position of the authority remains healthy. The deficit on the local government scheme will be made good by increased contributions over the remaining working life of employees (ie. before payments fall due), as assessed by the actuary, therefore finance is only required to be raised to cover discretionary benefits when the pensions are actually paid.

The Council took up the option to pay a lump sum of £831,000 to the Pension Fund in April 2021, representing its full monetary pension deficit contributions for the two years 2021/22 and 2022/23. This immediately reduced the pension liability, but will be charged to revenue over the two-year period.

Reconciliation of the movements in the fair value of scheme liabilities:

	2020/21	2021/22
	£000s	£000s
Opening defined benefit obligation	123,006	157,647
Current service cost	4,427	4,892
Interest Cost	2,469	3,165
Change in financial assumptions	34,231	(7,899)
Change in demographic assumptions	(1,390)	(7,791)
Experience loss/(gain) on defined benefit obligation	(1,575)	(1,134)
Estimated Benefits Paid (net of transfers in)	(4,343)	(4,212)
Past Service Cost including curtailments	311	261
Contributions by Scheme Participants	622	617
Unfunded Pension Payments	(115)	(112)
Adjustment for rounding (see offsetting adjustment on assets)	4	0
Closing defined benefit obligation	157,647	145,434

ANNUAL STATEMENT OF ACCOUNTS 2021/22

NOTES TO THE FINANCIAL STATEMENTS

32. POST EMPLOYMENT BENEFITS - DEFINED BENEFIT PENSION SCHEME (Continued)

Reconciliation of the movements in the fair value of scheme assets:

	2020/21	2021/22
	£000s	£000s
Opening fair value of scheme assets	73,829	88,191
Interest on assets	1,277	1,759
Return on plan assets in excess of interest	14,523	5,899
Other actuarial gains/(losses)	0	(363)
Administration expenses	(36)	(47)
Contributions by Employer including Unfunded Benefits	2,430	2,885
Contributions by Scheme Participants	622	617
Estimated Benefits paid including Unfunded Benefits	(4,458)	(4,324)
Adjustment for rounding (see offsetting adjustment on liabilities)	4	0
Closing fair value of scheme assets	88,191	94,617

LGPS assets allocated to Gedling Borough Council by asset class:

	2019/20	2020/21	2021/22	
	£000s	£000s	£000s	%
Public Equities	42,609	57,126	51,092	54
Gilts	3,068	2,963	1,892	2
Other Bonds	6,784	6,045	7,570	8
Property	11,008	9,010	11,922	12
Cash and Temporary Investments	3,009	4,010	1,892	2
Inflation-linked Pooled Fund	2,758	4,267	5,299	6
Infrastructure	4,593	4,770	9,273	10
Private Equities	0	0	5,677	6
Total assets allocated to Gedling Borough Council	73,829	88,191	94,617	100

It is estimated that Gedling Borough Council's share of the total assets in the Fund is approximately 1.43%. Information regarding the detail of the total assets held in the Fund at 31 March 2022 is summarised in the table below. This represents the percentages of the total Fund held in each asset class, split by those that have a quoted market price in an active market, and those that do not. Further information regarding the Fund's precise asset allocations is available from Nottinghamshire County Council Pension Fund as administering authority.

ANNUAL STATEMENT OF ACCOUNTS 2021/22

NOTES TO THE FINANCIAL STATEMENTS

32. POST EMPLOYMENT BENEFITS - DEFINED BENEFIT PENSION SCHEME (Continued)

Asset Class		Quoted	Unquoted	Total
		%	%	%
Fixed Interest Gov't Securities	UK	3.0	0.0	3.0
Corporate Bonds	UK	2.0	0.0	2.0
	Overseas	5.0	0.0	5.0
Equities	UK	21.0	0.0	21.0
	Overseas	35.0	0.0	35.0
Property	All	0.0	13.0	13.0
Others:	Private equities	0.0	4.0	4.0
	Infrastructure	0.0	6.0	6.0
	Unit Trust	0.0	1.0	1.0
	Inflation-linked Unit Trust	0.0	5.0	5.0
	Credit	0.0	3.0	3.0
	Cash/temporary investments	0.0	2.0	2.0
Total		66.0	34.0	100.0

(v) **Basis for estimating Liabilities and Assets:**

Liabilities have been assessed on an actuarial basis using the projected unit method, an estimate of the pensions that will be payable in future years dependent on assumptions about mortality rates, salary levels etc. Both the LGPS and the Discretionary Benefit liabilities have been assessed by Barnett Waddingham Ltd. Actuaries, an independent firm of actuaries. No differentiation has been made between the two schemes in terms of assumptions. Estimates for the Nottinghamshire County Council Pension Fund are based on the latest full valuation of the scheme at 31 March 2019 (the next triennial valuation of the Fund will be carried out as at 31 March 2022, and will set contributions for the period from 1 April 2023 to 31 March 2026). The actuary's estimate for the duration of Gedling Borough Council's liabilities is 21 years.

Significant assumptions used by the actuary as at 31 March 2022 are as follows:

Expected return on assets:

The discount rate is the annualised yield at the 21-year point on the Merrill Lynch AA rated corporate bond yield curve which has been chosen to meet the requirements of IAS19 and with the consideration of the Council's liabilities. This is consistent with the approach used at the last accounting date.

Mortality assumptions:

Assumed life expectations from the age of 65 are as follows:

		31 Mar 20	31 Mar 21	31 Mar 22
		Years	Years	Years
Retiring today-	Male	21.8	21.6	20.7
	Female	24.4	24.3	23.5
Retiring in 20 years-	Male	23.2	22.9	21.9
	Female	25.8	25.7	24.9

ANNUAL STATEMENT OF ACCOUNTS 2021/22

NOTES TO THE FINANCIAL STATEMENTS

32. POST EMPLOYMENT BENEFITS - DEFINED BENEFIT PENSION SCHEME (Continued)

Financial Assumptions

The financial assumptions used for IAS19 purposes are as follows, and were set with reference to market conditions at 31 March 2022.

	31 Mar 20	31 Mar 21	31 Mar 22
	%	%	%
Consumer Price Index increase	1.90	2.85	3.20
Salary Increase	2.90	3.85	4.20
Pension Increase	1.90	2.85	3.20
Discount rate for liabilities	2.35	2.00	2.60

IAS19 suggests that in assessing the future levels of long-term inflation, assumptions should be used that result in a best estimate of the ultimate cost of providing pension benefits whilst also giving consideration to the gilt market (in line with general price levels), to give an indication of market expectations. Pension benefits in the LGPS are expected to be based on the Consumer Prices Index (CPI), but as there is limited market information on CPI linked assets, the actuary first makes an assumption on the Retail Price Index (RPI), and then makes an adjustment. A Single Equivalent Inflation Rate (SEIR) approach is used to derive an appropriate RPI assumption, rounded to the nearest 0.05%, for the duration of the Council's pension liabilities, ie 21 years. An adjustment is then made by the actuary to reflect the expectation that CPI will be lower than RPI. This is consistent with the approach used at the previous accounting date. The actuary's estimate of CPI for Gedling Borough Council is 3.20%.

Salaries are assumed to increase at 1% above CPI, ie. 4.20%. This is consistent with the approach at the previous accounting date.

The estimation of the defined benefit obligations is sensitive to the actuarial assumptions set out above. The sensitivity analysis below has been determined based on reasonably possible changes of the assumptions, occurring at the end of the reporting period, and assume for each change that the assumption analysed changes while all the other assumptions remain constant. The assumptions in longevity, for example, assume that life expectancy increases or decreases for men and women. In practice, this is unlikely to occur, and changes to some of the assumptions may be interrelated. The estimations in the sensitivity analysis have followed the accounting policies for the scheme, ie. on an actuarial basis using the projected unit credit method. The methods and types of assumptions used in preparing the sensitivity analysis below did not change from those used in the previous period.

ANNUAL STATEMENT OF ACCOUNTS 2021/22

NOTES TO THE FINANCIAL STATEMENTS

32. POST EMPLOYMENT BENEFITS - DEFINED BENEFIT PENSION SCHEME (Continued)

Sensitivity analysis:

Adjustment to discount rate:

Present value of total obligation

Projected service cost

Adjustment to long term salary increase:

Present value of total obligation

Projected service cost

Adjustment to pension increase and deferred revaluation

Present value of total obligation

Projected service cost

Adjustment to mortality age rating assumption

Present value of total obligation

Projected service cost

	£000s	£000s	£000s
	+0.1%	0%	-0.1%
Present value of total obligation	142,534	145,434	148,424
Projected service cost	4,021	4,161	4,306
	+0.1%	0%	-0.1%
Present value of total obligation	145,702	145,434	145,168
Projected service cost	4,163	4,161	4,159
	+0.1%	0%	-0.1%
Present value of total obligation	148,136	145,434	142,813
Projected service cost	4,305	4,161	4,022
	+ 1 Year	None	- 1 Year
Present value of total obligation	152,779	145,434	138,471
Projected service cost	4,342	4,161	3,987

Asset and liability matching strategy

The LGPS administered by Nottinghamshire County Council does not operate an asset and liability matching strategy. The Pension Fund accounts include a section on the nature and extent of risks arising from financial instruments, and directs readers to the Fund's Risk Management Strategy and Risk Register. This information is available in the Pension Fund Annual Report via the fund's website, www.nottspf.org.uk.

Impact on the Council's cash flows

The objectives of the pension scheme are to keep employers' contributions at as constant a rate as possible. Contributions are set every three years as a result of the actuarial valuation of the fund, as required by the regulations. The next triennial valuation will be carried out as at 31 March 2022 and will set contribution rates for the period from 1 April 2023 to 31 March 2026 (financial years 2023/24, 2024/25 and 2025/26). There are no minimum funding levels in the LGPS, however contributions are generally set to target a funding level of 100% using the actuarial valuation assumptions.

Estimated costs for 2022/23

The actuary's estimate of the total pension expense for the year to 31 March 2023 is £5,493,000. Service cost is estimated to be £4,161,000, net interest on the defined liability £1,286,000, and administration expenses £46,000. Expected employer contributions are £2,603,000, and contributions for discretionary benefits are £117,600, as per the Council's own budget for 2022/23.

ANNUAL STATEMENT OF ACCOUNTS 2021/22

NOTES TO THE FINANCIAL STATEMENTS

33. RELATED PARTIES

In accordance with IAS24, the Council is required to disclose material transactions with related parties, ie. bodies or individuals that have the potential to control or influence the Council, or be influenced by the Council. Disclosure of these transactions allows readers of the accounts to assess the extent to which the Council might have been constrained in its ability to operate independently, or might have secured the means to limit another party's ability to bargain freely with the Council.

Central Government

The UK Central Government has significant influence over the Council's general operations, being responsible for providing the statutory framework within which the Council operates, providing the majority of its funding in the form of grants, and prescribing the terms of many of the transactions that the Council has with other parties (eg. council tax bills, housing benefits etc). Grants received from government departments are included in note 11 on pages 56 to 57.

Members

Elected Members of the Council, and potentially close members of their families, exert direct control over the Council's financial and operating policies and as such must be identified as related parties. The statutory disclosure requirements in respect of Members' Allowances are satisfied by note 28 on pages 77-78. The aggregation option for individual transactions has been taken on the basis that the Council is satisfied that all the transactions entered into have been concluded in accordance with its procedures for preventing undue influence.

Officers

Officers on the Council's Senior Leadership Team (SLT), Service Managers, and the closest members of their families, have the potential to significantly influence the policies of the Council, however this is limited by the Scheme of Delegation. During 2021/22 no interests were declared by members of SLT and the statutory disclosure requirements in respect of officer remuneration are satisfied by note 30 on pages 79 to 80.

Other Public Bodies

The Council has pooled budget arrangements with Rushcliffe and Broxtowe Borough Councils as part of the South Nottinghamshire Community Safety Partnership, but these are not material. All transactions are recorded in Broxtowe Borough Council's accounts.

The Council's procedure for obtaining information in respect of related parties

Requests for information were sent to all Elected Members, members of the Senior Leadership Team, Heads of Service/Service Managers, and the Procurement Officers, explaining the requirements of IAS24, and seeking declarations to assist the demonstration of compliance with the standard. The information provided has been used in the preparation of the disclosures below. Details of outstanding debtors and creditors in respect of related parties are included within notes 19 and 21 on pages 69 and 70 respectively. The Council also maintains a register of Members' interests, together with a record of interests declared at Cabinet and Council meetings.

Most transactions with related parties are disclosed elsewhere in the Statement of Accounts, as indicated above, however material transactions not otherwise disclosed are set out in the table below. Material transactions are generally defined as those over £10,000, however, consideration is also given to "the surrounding circumstances", ie. a transaction that is not material to the Council may well be material to the related party.

ANNUAL STATEMENT OF ACCOUNTS 2021/22

NOTES TO THE FINANCIAL STATEMENTS

33. RELATED PARTIES (Continued)

<u>Organisation/Body</u>	<u>Nature of relationship</u>	Receipts £000s	Payments £000s
Citizens' Advice Bureau	Elected Member has a management interest	0	40
Gedling/Jigsaw Homes	Elected Member is a board member and/or representative	(111)	13
Mapperley Golf Club	Elected Members are representatives and/or	(77)	0
Netherfield Forum	Elected member are representatives	(1)	20
NHS Trust	Elected Member is a trust member	(268)	0
Nottinghamshire Police & Crime Commissioner's Office	Elected Member is a member of the Crime Panel	(53)	0
Nottinghamshire Fire & Rescue	Elected Members are members	(20)	0
Redhill Academy Trust	Elected Member is a board member	(30)	0
We R Here	Elected Members have significant contact	(7)	16
Other Local Authorities	Material employee relationships	(662)	673
Parish Councils	GBC Elected Members on parish councils	(50)	154

34. CONTINGENT LIABILITIES

No significant contingent liabilities have been identified at the Balance Sheet date.

35. CONTINGENT ASSETS

VAT - Sporting and Leisure Services - Non-Business claim

In conjunction with its advisers, the Council has submitted claims for the reimbursement of output tax accounted for on the supply of sporting services, on the basis that it is not a taxable person in providing them and the services are therefore outside the scope of VAT. HMRC have as yet not accepted the non-business principle.

On 17 October 2020 the VAT First Tier Tribunal ('FTT') found in favour of an appeal by Chelmsford City Council that leisure services provided by local authorities were supplied pursuant to a "special legal regime", and were therefore capable of being a non-business activity, provided it could be established that treating such services as non-business would not be likely to give rise to significant distortions of competition. HMRC appealed the FTT's decision on "special legal regime" to the Upper Tier Tribunal ('UTT'). On 15 June 2022, the UTT found in favour of Chelmsford City Council.

At this stage, HMRC has not confirmed if it will seek to appeal the UTT decision on special legal regime to a higher tribunal. If it does not appeal, the significant distortion of competition point is still to be resolved and the timeframe for this is not certain.

An alternative argument for treatment of sporting services as exempt was put forward and the judgement in the London Borough of Ealing case was handed down in July 2017. The effect of this judgement is that councils can now, if they so wish, opt to claim an exemption for sporting services, with the associated restriction of input tax recovery unless the exempt proportion remains de-minimis. Alternatively councils can continue to tax supplies of sporting activities, with full input tax recovery where it relates to taxable supplies.

ANNUAL STATEMENT OF ACCOUNTS 2021/22

NOTES TO THE FINANCIAL STATEMENTS

35. CONTINGENT ASSETS (Continued)

In view of the Council's ongoing review of the delivery of leisure services, together with the unresolved non-business argument (which would be most favourable to the Council) no change has yet been made to the VAT treatment of sporting services and they remain taxable.

Truck Cartel Legal Claim

The Council is party to a legal claim for damages and/or other relief in respect of loss and/or damage suffered as a result of inflated pricing for medium and heavy trucks between 1997 and 2011. As purchasers of waste disposal vehicles, the Council is claiming for overcharging as a result of prices which were inflated when compared to what they would otherwise have been.

Fraudulent Activity

The financial impact of fraudulent activity identified in July 2022 has been quantified. Whilst a significant sum remains on the Council's balance sheet and is being dealt with separately, an amount has already been charged to revenue in previous years, and subsequently to the General Fund. This element is the subject of an insurance claim.

36. EVENTS AFTER THE BALANCE SHEET DATE

The final Audited Statement of Accounts will be authorised for issue by the Chief Financial Officer, following approval by the Audit Committee. Events taking place after Audit Committee approval will not be reflected in the financial statements or notes. Where events taking place before Audit Committee approval provide information about conditions existing at 31 March 2022, the figures in the financial statements and notes will be adjusted in all material respects to reflect the impact of this information.

The fraudulent activity identified in July 2022 is being treated as an event after the balancesheet date, being an unfavourable event that occurred between the end of the reporting period (31 March 2022) and the date when the Statement of Accounts for 2021/22 is finally authorised for issue. As there is evidence that the fraud existed at 31 March 2022, the Unaudited Statement of Accounts for 2021/22 has been adjusted to reflect it.

37. LEASES

In anticipation of the introduction of IFRS16 from the 2024/25 financial year, the Council has been working to identify all its operating leases, both where it is the Lessor and where it is the Lessee, to ensure that these are documented and classified as required. The most significant items for Gedling are operating leases where the Council is the Lessor, and include business units. It is estimated that at 31 March 2022 the total "non-cancellable" lease rental income due in future years in respect of these leases is approximately £4.0m. Of this sum, £0.6m is due within one year, £1.3m is due between years 2 to 5, and £2.1m is due beyond year 5.

ANNUAL STATEMENT OF ACCOUNTS 2021/22

COLLECTION FUND STATEMENT (Continued)

2020/21			2021/22			
Council Tax £000s	NDR £000s	Total £000s		Council Tax £000s	NDR £000s	Total £000s
133	51	184	<u>Other Charges to Collection Fund</u>	140	87	227
584	167	751	Sums written off	301	(31)	270
0	313	313	Incr/(Decr) in Impairment Allowance	0	819	819
0	84	84	Incr/(Decr) in Provision for Appeals	0	0	0
0	204	204	Transitional Protection Pyts payable	0	383	383
0	97	97	Renewables	0	97	97
			Costs of Collection			
717	916	1,633		441	1,355	1,796
819	12,502	13,321	Net Deficit/(Surplus) for Current Yr.	(879)	(6,134)	(7,013)
308	671	979	Add Balance BFwd from Previous Yr.	1,127	13,173	14,300
1,127	13,173	14,300	Balance CFwd (Surplus) / Deficit (notes 2 and 4 to the Collection Fund Accounts)	248	7,039	7,287

ANNUAL STATEMENT OF ACCOUNTS 2021/22
NOTES TO THE COLLECTION FUND ACCOUNTS

1. COUNCIL TAX BASE

Chargeable Dwellings in each Band at Band D equivalent and after allowing for discounts, disregards, exemptions etc.

Note: Disability Reduction reduces the Council Tax charge to a lower Band. In the case of Band A, this results in the creation of a Band A*.

Band A*
 Band A
 Band B
 Band C
 Band D
 Band E
 Band F
 Band G
 Band H

	2020/21	2021/22
	Number	Number
	12	10
	6,342	6,312
	9,399	9,324
	7,704	7,710
	6,054	6,111
	4,515	4,547
	1,885	1,895
	1,335	1,343
	141	138
Council Tax Base	37,387	37,390

2. ACCOUNTING FOR THE COLLECTION FUND BALANCE - COUNCIL TAX

A billing authority acts as an agent, collecting Council Tax on behalf of the major preceptors, as well as itself. Council Tax transactions and balances therefore need to be allocated between the billing authority and the major preceptors.

In accordance with the Code, only the share of the Council Tax Collection Fund deficit attributable to Gedling Borough Council is shown in its own Balance Sheet. The shares attributable to the major preceptors are included in Other Local Authority debtors in respect of Nottinghamshire County Council, and in General Debtors in respect of the Police and Crime Commissioner and the Combined Fire Authority.

The opening balance on the Council Tax Collection Fund was a deficit of £1.127m. By 31 March 2022, this deficit had decreased to £0.248m.

Balance Sheet Deficit/(Surplus) Allocation:

Nottinghamshire County Council (Local Authority Debtors)
 Nottinghamshire Police & Crime Commissioner (General Debtors)
 Combined Fire Authority (General Debtors)

Council Tax Deficit attributable to Gedling BC

TOTAL

	2020/21	2021/22
	£000s	£000s
	849	187
	129	28
	45	10
	1,023	225
	104	23
TOTAL	1,127	248

3. NON DOMESTIC RATES (NDR)

(a) Non Domestic Rateable Value at 31 March
 (b) Multiplier for General Businesses
 (c) Multiplier for Small Businesses

	2020/21	2021/22
	£58,820,435	£61,126,248
	51.2p	51.2p
	49.9p	49.9p

ANNUAL STATEMENT OF ACCOUNTS 2021/22

NOTES TO THE COLLECTION FUND ACCOUNTS (Continued)

4. ACCOUNTING FOR THE COLLECTION FUND BALANCE - NDR

Following the introduction of the Business Rates Retention Scheme on 1 April 2013, billing authorities act as agents, collecting non domestic rates on behalf of the major preceptors and central government and, as principals, collecting rates for themselves. NDR transactions and balances therefore need to be allocated between the billing authority, the major preceptors and central government. The applicable proportions are 50% for central government, 40% for Gedling Borough Council as the billing authority, 9% for Nottinghamshire County Council and 1% for the Combined Fire Authority.

In accordance with the Code, only the share of the NDR Collection Fund deficit attributable to Gedling Borough Council is shown in its own Balance Sheet. The shares attributable to the major preceptors are included in Other Local Authority debtors in respect of Nottinghamshire County Council, and in General Debtors in respect of the Combined Fire Authority. The share attributable to central government is included in government debtors.

The opening balance on the NDR Collection Fund was a deficit of £13.173m. By 31 March 2022, this had reduced to a deficit of £7.039m. The continuing impact of the Covid-19 pandemic led the Government to extend the expanded reliefs available to businesses, and accordingly reduced the Council's NDR income in 2021/22, again creating a significant deficit. The Council was reimbursed for this loss by the payment of additional S31 grants, however due to specific accounting arrangements these were received by the General Fund in 2021/22, whilst the impact of the deficit will fall in the following year.

Balance Sheet Deficit/(Surplus) Allocation:

Central Government
Nottinghamshire County Council
Combined Fire Authority

	2020/21	2021/22
	£000s	£000s
Central Government	6,586	3,519
Nottinghamshire County Council	1,186	634
Combined Fire Authority	132	70
	7,904	4,223
NDR (Surplus) / Deficit attributable to Gedling BC	5,269	2,816
TOTAL	13,173	7,039

5. ASSUMPTIONS MADE ABOUT THE FUTURE AND OTHER MAJOR SOURCES OF ESTIMATION UNCERTAINTY WITH REGARD TO THE COLLECTION FUND

(i) Arrears:

Uncertainties

An estimate of the impairment allowance for doubtful NDR and Council Tax debts is based upon the age and type of each debt. A collective assessment matrix is used, incorporating the value of items with shared characteristics, eg. the type of debtor and the period overdue, together with a weighting factor for the probability of default. The total Collection Fund impairment allowance at 31 March 2022 is £3,256,600, of which £208,000 and £249,300 represent Gedling's shares of NDR and Council Tax respectively. The continuing impact of the Covid-19 pandemic is uncertain, however it has been addressed when assessing the expected credit loss provisions, and the use of a collective provision matrix ensures that when arrears rise there is a corresponding increase in the expected credit loss provision.

ANNUAL STATEMENT OF ACCOUNTS 2021/22

NOTES TO THE COLLECTION FUND ACCOUNTS (Continued)

5. ASSUMPTIONS MADE ABOUT THE FUTURE AND OTHER MAJOR SOURCES OF ESTIMATION UNCERTAINTY WITH REGARD TO THE COLLECTION FUND (Continued)

Effect if actual results differ from assumptions

If collection rates were to deteriorate, a 10% increase on the impairment percentage would require an additional total of £671,400 to be set aside as an allowance, of which Gedling's share as billing authority would be approximately £49,800 for NDR and £49,800 for Council Tax. The collection rate for Council Tax in 2021/22 was 98.06%, and the rate has not varied by more than +/- 0.25% in any of the past five years. The collection rate for NDR in 2021/22 was 97.36% which represents an improvement of 2.28% on that for 2020/21, which was lower due largely to the Covid-19 pandemic.

(ii) Appeals:

Uncertainties

The Business Rates Retention scheme introduced a requirement to maintain a provision for rating appeals. The system is complex and neither the number of successful appeals nor the percentage reduction in rateable value (RV) achieved can be pre-determined. The current provision totals £4,121,300 of which the Council's share as billing authority is 40%, ie £1,648,500.

Effect if actual results differ from assumptions

A change of 5% in the assumed RV reduction achieved for each NDR appeal could increase or decrease the provision required by around £206,100. Of this, the Council's share as billing authority would be 40%, ie. £82,400.

Audit Statements

ANNUAL STATEMENT OF ACCOUNTS 2021/22

This page is intentionally blank for Audit Statements

ANNUAL STATEMENT OF ACCOUNTS 2021/22

This page is intentionally blank for Audit Statements

ANNUAL STATEMENT OF ACCOUNTS 2021/22

This page is intentionally blank for Audit Statements

ANNUAL STATEMENT OF ACCOUNTS 2021/22

This page is intentionally blank for Audit Statements

ANNUAL STATEMENT OF ACCOUNTS 2021/22

This page is intentionally blank

Accompanying Statements

ANNUAL STATEMENT OF ACCOUNTS 2021/22

ANNUAL GOVERNANCE STATEMENT

1. Scope of Responsibility

- 1.1 Gedling Borough Council is responsible for ensuring that its business is conducted in accordance with the law and proper standards, and that public money is safeguarded and properly accounted for, and used economically, efficiently and effectively. Gedling Borough Council also has a duty under the Local Government Act 1999 to make arrangements to secure continuous improvement in the way in which its functions are exercised, having regard to a combination of economy, efficiency and effectiveness.
- 1.2 In discharging this overall responsibility, Gedling Borough Council is responsible for putting in place proper arrangements for the governance of its affairs, facilitating the effective exercise of its functions, including arrangements for the management of risk.
- 1.3 Gedling Borough Council has approved and adopted a local code of corporate governance, which is consistent with the principles of the CIPFA/SOLACE Framework *Delivering Good Governance in Local Government (2016)*. A copy of the authority's local code is on our website at <https://www.gedling.gov.uk/council/aboutus/financeandaccounts/> or can be obtained from the Director of Corporate Resources, Gedling Borough Council, Arnot Hill Park, Arnold, Nottingham. NG5 6LU. This statement explains how Gedling Borough Council has complied with the code and also meets the requirements of the Accounts and Audit Regulations 2015, which requires all relevant bodies to prepare an annual governance statement.

2. The Purpose of the Governance Framework

- 2.1 The governance framework comprises the systems and processes, culture and values by which the authority is directed and controlled and its activities through which it accounts to, engages with and leads its communities. It enables the authority to monitor the achievement of its strategic objectives and to consider whether those objectives led to the delivery of appropriate cost effective services.
- 2.2 The system of internal control is a significant part of that framework and is designed to manage risk to a reasonable level. It cannot eliminate all risk of failure to achieve policies, aims and objectives and can therefore only provide reasonable and not absolute assurance of effectiveness. The system of internal control is based on an ongoing process designed to identify and prioritise the risks to the achievement of Gedling Borough Council's policies, aims and objectives, to evaluate the likelihood and potential impact of those risks being realised, and to manage them efficiently, effectively and economically.
- 2.3 The governance framework has been in place at the Council for the year ended 31 March 2022 and up to the date of approval of the statement of accounts.

3. The Governance Framework

- 3.1 Gedling Borough Council's Local Code of Corporate Governance recognises that effective governance is achieved through the 7 core principles as identified in the CIPFA/SOLACE Framework *Delivering Good Governance in Local Government 2016 Edition*. These are:

(A) Behaving with integrity, demonstrating strong commitment to ethical values, and respecting the rule of law.

(B) Ensuring openness and comprehensive stakeholder engagement.

Principles A and B permeate the implementation of principles C-G.

(C) Defining outcomes in terms of sustainable economic, social and environmental benefits.

ANNUAL STATEMENT OF ACCOUNTS 2021/22

ANNUAL GOVERNANCE STATEMENT

- (D) Determining the interventions necessary to optimise the achievement of the intended outcomes.
- (E) Developing the entity's capacity, including the capability of its leadership and the individuals within it.
- (F) Managing risks and performance through robust internal control and strong public financial management.
- (G) Implementing good practices in transparency, reporting, and audit to deliver effective accountability.
- 3.2 Good governance is a dynamic process and the Council is committed to improving governance on a continuing basis through a process of evaluation and review. The Audit Committee on 16 March 2021 received the report on Gedling's "*Local Code of Corporate Governance 2021/22*" which set out in detail how the Council demonstrates that its governance structures comply with these seven core principles. An end of year review considered by Audit Committee in March 2022 has confirmed that these were in place for the whole of the financial year.

4. Governance Arrangements

- 4.1 There is a governance assurance framework through which the Council satisfies itself as to the effectiveness of its system of internal control. This takes as its starting point the Council's principal statutory objectives and our organisational objectives as set out in the Council's Corporate Plan. From this are identified the key risks to the achievement of the Council's objectives as set out within the Council's corporate, directorate and service risk registers.
- 4.2 The framework identifies the main sources of assurance on the controls in place to manage those risks, and it is the evaluation of those assurances that is the basis of this Annual Governance Statement.
- 4.3 The following documents establish these policies, aims and objectives at a strategic level:
- The Corporate Plan (The Gedling Plan);
 - The Community Safety Partnership Strategy;
 - The Local Plan;
 - The Annual Budget and Performance Management Framework;
 - The Financial Strategy;
 - The Treasury Management Strategy;
 - The Internal Audit Strategy;
 - The Risk Management Strategy;
 - The Equality and Diversity Policy;
 - The Counter Fraud and Corruption Strategy.
- 4.4 These high level plans are further supported by Service Plans. The Constitution provides clear guidance on how the Council operates, how decisions are made and the procedures and protocols to ensure that decisions and activities are efficient, transparent and accountable to local citizens. Some of these processes are required by law, whilst others are determined by the Council for itself. All of these documents are within the Council's Publication Scheme and available on the Council's website at www.gedling.gov.uk or can be inspected at the Council's Civic Centre, Arnot Hill Park, Arnold, Nottinghamshire.
- 4.5 Gedling's corporate governance framework defines the roles and responsibilities of the full Council, Cabinet, Scrutiny and officer functions as detailed in the Constitution, and demonstrates how the Council meets defined standards of governance in relation to its policies, aims and objectives.

ANNUAL STATEMENT OF ACCOUNTS 2021/22

ANNUAL GOVERNANCE STATEMENT

- 4.6 The Council acknowledges its responsibility to ensure that it operates an effective system of internal control to maintain and operate controls over its resources. This system of internal control can only provide reasonable (not absolute) assurance that assets are safeguarded, transactions authorised and properly recorded, and that material errors or irregularities are prevented or would be detected within a reasonable period.
- 4.7 The internal control system includes:
- Annual review of the effectiveness of the Council's Corporate Governance Framework, including signed Assurance Statements from Directors and Heads of Service;
 - An established Counter Fraud and Corruption Strategy, including whistleblowing procedures, communicated to Members, officers and the public, and are available on the Council's website;
 - An established Audit Committee that undertakes the core functions as identified in CIPFA guidance;
 - The Terms of Reference for the Audit Committee which include specific responsibility for reviewing risk management procedures, including the reporting arrangements on strategic risks via a corporate risk scorecard;
 - A Risk Management Strategy that is led by Senior Management for the identification and evaluation of strategic and operational risks, and integrated with the work of Internal Audit to provide a holistic source of assurance aligned to corporate objectives;
 - A comprehensive risk management process that includes the identification of both strategic and operational risks which are held and maintained on corporate and directorate Risk Registers, and subject to regular review;
 - Internal audit reviews are carried out using a risk-based audit approach with the emphasis on key financial systems. This work is undertaken in co-operation with the Council's External Auditor ensuring maximum use of Audit resources, and ensures that professional standards are maintained;
 - Performance Plan monitoring, review and reporting;
 - Facilitation of policy and decision making through the Constitution, Codes of Conduct and the decision-making process, Forward Plan and role of the Scrutiny Committee;
 - The statutory roles of the Council's Head of Paid Service, Monitoring Officer and Chief Financial Officer place a duty on these post-holders to provide robust assurance on governance and ensure compliance with established policies, procedures, laws and regulations;
 - Compliance with established policies, procedures, laws and regulations are monitored through the work of the Finance and Legal staff that are adequately trained and experienced;
 - Budgetary and performance management reporting to management, Cabinet and Council;
 - Formal project management guidelines;

ANNUAL STATEMENT OF ACCOUNTS 2021/22

ANNUAL GOVERNANCE STATEMENT

- Business continuity planning processes;
- Adherence to good employment practices;
- Governance training has been provided to all key officers and Members, including induction training, and arrangements are in place for the ongoing continuation of that training.

5. Financial Management

5.1 Ensuring that an effective system of internal financial control is maintained and operated is the responsibility of the Chief Financial Officer.

5.2 Internal financial control is based on a framework of management information that includes the Financial Regulations, Contract and Procurement Rules and administration procedures, adequate separation of duties, management supervision, and a system of delegation and accountability.

5.3 The Council has produced comprehensive procedure notes/manuals for all key financial systems, and these are regularly reviewed. The controls created by management are evaluated to ensure:

- Council objectives are being achieved;
- The economic and efficient use of resources;
- Compliance with policies, procedures, laws, rules and regulations;
- The safeguarding of Council assets;
- The integrity and reliability of information and data.

5.4 CIPFA issued in 2016 a Statement on “*The Role of the Chief Financial Officer in Local Government*”, and this covered five key areas. The Council can demonstrate how it conforms to these governance requirements as the Chief Financial Officer:

- is a member of the Senior Leadership Team and plays a key role in helping it to develop and implement strategy to resource and deliver the Council’s strategic objectives sustainably and in the public interest;
- is actively involved in, and able to bring influence to bear on, all material business decisions to ensure immediate and longer term implications, opportunities and risks are fully considered, and there is alignment with the Council’s overall financial strategy;
- leads the promotion and delivery by the whole Council of good financial management so that public money is safeguarded at all times and used appropriately, economically, efficiently and effectively;
- leads and directs the finance function, which is resourced to be fit for purpose;
- is professionally qualified and suitably experienced.

5.5 CIPFA issued in 2019 a Statement on the Role of the Head of Internal Audit, and this covered five key principles. The Council can demonstrate how it conforms to these governance requirements as the Head of Internal Audit:

- Objectively assesses the adequacy and effectiveness of governance and management of risks, giving an evidence based opinion on all aspects of governance, risk management and internal control;
- champions best practice in governance and comments on responses to emerging risks and proposed developments;

ANNUAL STATEMENT OF ACCOUNTS 2021/22

ANNUAL GOVERNANCE STATEMENT

- is Greg Rubins, a Partner of BDO UK, and he (or his BDO representatives) have regular and open engagement across Gedling Borough Council, particularly with the Leadership Team and with the Audit Committee;
- leads and directs an internal audit service that is resourced appropriately, sufficiently and effectively;
- is professionally qualified and suitably experienced.

6. Review of Effectiveness

6.1 Gedling Borough Council has responsibility for conducting, at least annually, a review of the effectiveness of its governance framework including the system of internal control. The review of effectiveness is informed by the work of the executive managers within the authority who have responsibility for the development and maintenance of the governance environment, the Head of Internal Audit's annual report, and also by comments made by the external auditors and other review agencies and inspectorates.

6.2 The Council is committed to the maintenance of a system of internal control which:

- Demonstrates openness, accountability and integrity;
- Monitors and reviews compliance with established policies, procedures, laws and regulations and effectiveness against agreed standards and targets;
- Monitors and reviews the effectiveness of the operation of controls that have been put in place;
- Identifies, profiles, controls and monitors all significant strategic and operational risks;
- Ensures that the risk management and control process is monitored for compliance.

6.3 Assurance From Executive Managers

In preparing this statement each Head of Service and Director has signed an assurance checklist. The checklist requires assurance that services are operating in compliance with the Council's policies, procedures and practices and with the internal control and governance assurance framework. The checklist asked each Head of Service to draw attention to any matters in respect of which internal controls were not working well and required a positive assurance that apart from those areas which were identified for improvement that the controls within the service had been, and are, working well. Each Head of Service gave a positive assurance with no material risk issues raised. An emerging issue relating to a challenge received of possible non-compliance with legal responsibilities in the area of Public Protection income was noted and is under review and assessment.

6.4 Assurance from Internal and External Audit

Two of the key assurance statements the Council receives, and the external auditor's review of Value for Money arrangements and the annual report and opinion of the Head of Internal Audit:

External Auditor (Mazars) Value for Money arrangements:

The Code of Audit Practice issued by the National Audit Office requires External Audit to consider if the Council has proper arrangements for securing economy, efficiency and effectiveness in its use of resources, reporting by exception where they have identified significant weakness in those arrangements.

The external auditor is required to report under three specified criteria:

- Financial Sustainability – How the Council plans and manages its resources to ensure it can continue to deliver its services;
- Governance – How the Council ensures that it makes informed decisions and properly manages its risks;

ANNUAL STATEMENT OF ACCOUNTS 2021/22

ANNUAL GOVERNANCE STATEMENT

- Improving economy efficiency and effectiveness – How the Council uses information about its costs and performance to improve the way it manages and delivers its services.

For the year ended 31 March 2021 the External Auditor's commentary on Value for Money arrangements was positive, concluding that there were no identified risks of significant weakness, or any actual significant weakness, in the Council's arrangements.

The Head of Internal Audit (BDO) Annual Report for 2021/22, concluded:

*“Overall, we are able to provide **moderate** assurance that there is a sound system of internal control, designed to meet the Council's objectives and that controls are being applied consistently. In forming our view, we have taken into account that:*

- Two of the reviews undertaken this year were advisory (Risk Management and IT Architecture). These reviews do not produce audit opinions however, both were broadly positive with no material concerns identified;
- Design of controls: Substantial assurance was provided on two of five assurance audits and moderate assurance opinions were provided in three areas;
- Operational effectiveness of controls: Substantial assurance was provided on two of five assurance audits. A moderate opinion was provided for three reviews;
- Substantial assurance was reported in respect of both the design and operational effectiveness of the controls in the key areas of Main Financial Systems (MFS) and Housing Benefits which are both areas of significant importance and activity for the Council;
- Management has responded, in the majority of occasions, positively to reports issued and plans have been developed to address the recommendations raised. We have noted however that there is frequently a delay in management response to audit reports but this is not Council wide and more specific to certain departments;
- Three of the audits (Environmental Health Enforcement, Procurement and Contract Management, and Sustainable Environment) are still in draft and have not yet been finalised. These will be reported to the September Audit Committee, and the opinions given in these areas does not alter our overall audit opinion;
- The Council expect to receive external audit approval of their annual accounts for 2021/22 in November 2022 and therefore these are not yet finalised. In our discussions with external audit and management, we do not have concerns about the financial position of the Council. The Council's General Fund balance as of April 2022, as reported within the Medium Term Financial Strategy to Cabinet in February 2022, was estimated at £4,761,000 which includes S31 Grant for the funding of the 2021/22 business rates reliefs;
- Overall, an opinion of **moderate assurance**, which is our second highest level of assurance, is a positive achievement in another challenging year for local government
- It should be noted however that our audits are identifying some common themes that do raise concerns. Particularly governance and performance monitoring. In addition, in some service areas we are experiencing instances of long waits for management responses to draft reports which is impacting on our ability to deliver the internal audit plan in a timely manner. This has partly been due to staffing issues and it is hoped this will now be resolved now that key posts have been filled. If these issues are not managed, there is potential for the overall assurance level internal audit opinion to weaken next year”.

ANNUAL STATEMENT OF ACCOUNTS 2021/22

ANNUAL GOVERNANCE STATEMENT

The Head of Internal Audit's Annual Report also details evidence of BDO's own compliance with the Public Sector Internal Audit Standards against which they are externally assessed every five years. This provides assurance that the internal audit provision is effective.

- 6.5 We have been advised on the implications of the result of the review of the effectiveness of the governance framework by the Audit Committee, and that the arrangements continue to be regarded as fit for purpose in accordance with the governance framework. The areas already addressed and those to be specifically addressed with new actions planned are outlined in section 7 below.

7. Significant Governance Issues

- 7.1 The control framework described above facilitates the identification of any areas of the Council's activities where there are significant weakness in the financial controls, governance arrangements of the management of risk.

As detailed in paragraph 6 above the annual review of the effectiveness has been completed and has not highlighted any significant control or risk management concerns. The Head of Internal Audit concluded in the Annual Internal Audit Opinion that the organisation has an adequate and effective framework for risk management, governance and internal control.

7.2 Significant Issues Arising 2021/22

7.2.1 Covid-19 Pandemic

The first impact of Covid-19 on our governance arrangements emerged in March 2020, had a significant impact throughout 2020/21 and continued into 2021/22 with the emergence of the Omicron variant. Whilst the direct impact of Covid-19 is currently lessening in 2022/23 it continues to impact on service delivery with a backlog of work to deliver the Gedling Plan still outstanding.

The key governance issues arising from the pandemic have been effectively addressed as demonstrated through regular reports to Cabinet on the Council's response to the pandemic and the impact on the Gedling Plan.

The key governance issues arising and actions to address these are summarised below:

Council Decision Making and Meetings

During 2020/21 when setting up the Incident Management Team structure in response to the Covid-19 pandemic, it was clear at an early stage that rapid decisions would need to be made to close facilities and suspend services in response to changes in government policy or staffing issues. In order to ensure established governance arrangements were maintained and Constitutional and legislative requirements complied with, an emergency decision making process was adopted.

Whilst the Constitution contains a delegation to the Chief Executive to make urgent decisions, given the magnitude of the potential impact of those decisions both in relation to the community and the Council's finances and to ensure transparency in decision-making, it was agreed that the Leader would make all Covid-19 response related decisions after consideration of a written report. Decisions were published on the Council's website in the usual way. These arrangements continued in 2021/22 proportionate to the ongoing Covid-related impacts.

Previously the Council had not had the power to hold meetings remotely and therefore when Covid-19 restrictions were imposed in March 2020, Council, Cabinet and Committee meetings had to be cancelled until further notice. The Procedural Rules included in the Constitution apply to remote meetings in the same way as they do for other meetings of the council;

ANNUAL STATEMENT OF ACCOUNTS 2021/22

ANNUAL GOVERNANCE STATEMENT

however additional Rules for holding remote meetings, were agreed by the Chief Executive in consultation with the Mayor on 10 May 2020. Virtual meetings recommenced in June 2020 and continued until the High Court ruled that virtual council meetings could not lawfully take place after 6 May 2021 and suitable arrangements were put in place to ensure a safe return in accordance with social distancing requirements with appropriate attendance levels to ensure effective decision making continues.

In conclusion the arrangements for decision making have remained effective following the onset of Covid-19.

Impact on Service Delivery

At the onset of the pandemic it was quickly recognised that effective Business Continuity Planning was vital to ensuring the continued operation of key services. A new Business Continuity Policy and Business Continuity Impact Assessment guidance was formally approved by Cabinet and a full suite of Business Continuity Plans covering all business continuity risks was completed for the whole organisation during 2020/21. This represented an improvement in the governance arrangements. Covid specific risk registers were completed and reviewed throughout 2020/21, continuing in 2021/22.

Covid related health and safety risk assessments were implemented across the organisation to support changes to service provision throughout all stages of the pandemic including for the covid secure reoccupation of buildings.

Enabling home working involved a rapid deployment of agile working guidance and equipment and ensured there was no compromise to IT security or the safety of staff. Investment in IT continued in 2021/22 to ensure all office staff were able to work in fully flexible way and be responsive to emerging risks as they arise.

Formal emergency planning arrangements including command structures and communication arrangements were in place throughout 2020/21 and 2021/22 providing sound controls to support the effective response to the rapidly changing circumstances through the various stages of lockdown. The command structures were finally stood down in March 2022 following the success of the vaccine programme in reducing the impact of the virus in the community. A review of Covid-19 response will be completed in 2022/23 by the Strategic Resilience Group to ensure lessons learned feed into future emergency planning arrangements.

Financial Impact

The Covid-19 pandemic had a material impact on the finances of the Council during 2020/21 which continued in 2021/22 with the total direct cost to the Council not funded by Government being in the region of £1.1m. Some of the direct costs are expected to continue in the medium term.

A revised Medium Term Financial Plan incorporating the ongoing impact of Covid-19 related risks and assumptions was presented to Council in March 2022 together with the revised Gedling Plan ensuring available resources are effectively aligned to priorities and the delivery of sustainable outcomes. This included a review of the current efficiency programme and the approval of a new efficiency programme for delivery over 2022/23 to 2024/25 to secure a sustainable financial position and value for money. The successful delivery of the efficiency programme is a key challenge for the Council and is closely monitored to identify any emerging risks at the earliest opportunity.

ANNUAL STATEMENT OF ACCOUNTS 2021/22

ANNUAL GOVERNANCE STATEMENT

Future Service Impacts

The Council's Covid-19 Reset Strategy was considered by Cabinet on 18 June 2020. The Strategy recognised the impact on the delivery of the Gedling Plan with the need for a review to ensure that it remains fit for purpose and incorporates any new work streams required as a result of Covid-19 impacts, ensuring the Council does not return to 'normal' but strives to 'build back better'.

The Gedling Plan is a key aspect of the Council's governance framework and essential in defining sustainable outcomes in terms of economic, social and environmental benefits and has now been fully reviewed and approved by Council both in March 2021 and March 2022 ensuring actions to address the ongoing impacts of Covid-19 are embedded within it, including actions that have been deferred due to reduced capacity arising from the required Covid response work.

The planned review of the Risk Management Strategy was deferred due to the impact of the Covid-19 response work and will now be completed in 2022/23. Risk Management processes continued to be effective throughout 2021/22 with regular updates of the Risk Management Scorecard being considered by Audit Committee and Overview and Scrutiny Committee. Other deferred actions related specifically to governance arrangements are noted in the Action Plan below.

7.2.2 Management Arrangements and Workforce Capacity

The Council approved a review of the senior management structure as part of its efficiency programme with a phased implementation timescale recognising the need to balance the requirements of delivering efficiencies with appropriate management capacity to ensure effective governance and the continued delivery of strategic objectives. Phases 1 and 2 were delivered by the end 2020/21 and phase 3 commenced in 2021/22, with the remaining services to be reviewed early in 2022/23.

It was recognised at the outset that new ways of working will be required to ensure successful delivery and there is potential for some capacity reductions to arise during this period of change which may impact on governance compliance and service planning which will require appropriate prioritisation to ensure Gedling Plan delivery is aligned to resources and to maintain staff morale.

As detailed in paragraph 7.2.1 and 7.2.3, the risk to workforce capacity is further exacerbated by the impact of Covid-19 pandemic and resulting backlogs and the emerging cost of living crisis.

The Head of Internal Audit's opinion detailed at paragraph 6.4 identifies a concern about the timeliness of management responses to draft reports and the implementation of agreed audit actions. Staff capacity issues are acknowledged as a potential reason for this arising which need to be addressed.

7.2.3 Economic Downturn and Cost of Living Crisis

The aftermath of the Covid-19 pandemic and post-Brexit supply side shortages and labour shortages, together with Russia's invasion of Ukraine and subsequent Western sanctions, have created a 'perfect storm' culminating in an adverse impact on the economy, dampening growth with inflation rising significantly above the Bank of England target levels which is now expected to remain elevated well into 2023.

The impact of economic downturn and resulting so called 'cost of living crisis' emerged towards the end of 2021/22. The Annual Governance Statement assesses governance in place during 2021/22 so for the majority of the year our governance was unaffected by the impact of cost of

ANNUAL STATEMENT OF ACCOUNTS 2021/22

ANNUAL GOVERNANCE STATEMENT

living crisis. Whilst the impact at the end of the 2021/22 financial year was not material, its ongoing impact will be significant and raises issues that will need to be addressed in 2022/23.

Key potential risk issues will be monitored via the established Risk Management process and include:

- a direct impact on service delivery and workforce capacity arising from increased service demand pressures and new initiatives to support vulnerable households, for example, implementation of the government's Energy Bills Rebate Scheme and the Council's own Council Tax Hardship Relief Scheme;
- Interrupted supply chains directly affecting service delivery;
- Budget pressures due to rising inflation for example pay pressures, fuel and utilities, reduced fees and charges income.

A mid-year review of the Medium Term Financial Plan will be required to consider the impact of the economic downturn on the financial sustainability of the Council. Key risk issues will be considered, including the impact of rising prices e.g. pay pressures, fuel and utilities, the potential adverse supply impacts on service delivery, and increasing service demand pressure from vulnerable households. The review will form an important aspect of financial management to inform the 2022/23 budget process to secure a sustainable financial position and ensure the successful delivery of the Gedling Plan continues to be supported.

7.2.4 The CIPFA Financial Management Code

CIPFA has introduced the Financial Management Code (FM Code) 2019, which sets out for the first time, the standards of financial management for local authorities. Adoption of the Code was required from 1 April 2021 and was included the Annual Governance Statement (AGS) Action Plan for 2021/22. A self-assessment providing assurance that the standards of the FM Code are being met was considered by Audit Committee in September 2021 and some improvement actions were noted.

The implementation of actions is progressing well with the majority being implemented and outstanding actions are carried forward in the AGS Action Plan for delivery in 2022/23 as detailed in the paragraphs below, including for example, implementation of the Officer Declarations of Interest process.

It should be noted that compliance with the FM Code is an ongoing requirement and new actions to both maintain and improve standards will be a normal feature of securing effective financial management and continuous improvement.

7.2.5 Fraudulent Activity

A sophisticated fraud which took place over a number of decades, conducted by an individual with key inside knowledge of the council's financial systems using sophisticated techniques was discovered in July 2022.

Upon discovery of the fraud the individual was suspended and subsequently dismissed following a thorough investigation by the Council and its internal auditors (BDO), the Council co-operated with the relevant bodies and a prosecution commenced in 2024 with the individual being sentenced to 5 years imprisonment in October 2024.

The financial impact of the fraudulent activity has been quantified as £934,343. During 2022/23 £327,750 was recovered from Nottinghamshire Local Government Pension Scheme leaving a balance of £606,593 which is currently being pursued via an insurance claim.

Following discovery of the fraud the Council have conducted training for all staff in fraud awareness and commissioned an extensive internal audit and implemented numerous changes in its processes. Recent changes in legislation have also put more measures in place to prevent this type of fraud from happening in the future.

ANNUAL STATEMENT OF ACCOUNTS 2021/22

ANNUAL GOVERNANCE STATEMENT

7.3 Action Plans

7.3.1 Review of Progress in 2021/22

The 2020/21 Annual Governance Statement (AGS) identified the following control or risk issues and some issues deferred from the previous year which whilst not significant were included, through its proactive and holistic approach to Governance. The progress is detailed below:

2021/22 AGS Actions:

- Officer Training – *A suitable training programme for staff will need to be developed following the outcome of the Constitution review, which would include training in financial management.*

The training programme commenced in 2019/20, covering Local Government Governance Basics; Reporting and Decision Making; Contract Standing Orders and Procurement; Contracts Risk Management; Members Code of Conduct. Further training was delivered during 2021/22 including Fraud Awareness Training. Due to the ongoing impact of Covid-19 response work, the adoption of the Constitution was completed in March 2022 and associated training will now take place in 2022/23 to include Financial Regulations, Contracts and Procurement Rules and the development of Fees and Charges.

Updated Action: Chief Financial Officer and Monitoring Officer – March 2023.

- Officer Declaration of Interests – *The review of the Counter Fraud and Corruption Strategy identified improvements to the process for officer declaration of interests that was due to be implemented in 2021/22 but has been deferred due to the impact of the Covid-19 response work.*

Updated Action: Chief Financial Officer and Monitoring Officer – March 2023

- Brexit - *The United Kingdom left the European Union on 31 January 2020 and entered a transition period which will last until 31 December 2020 and new rules will come into place from 1 January 2021. There is considerable uncertainty regarding the future rules and any impact on the economy and how this might impact on funding levels and demands for public services.*

Watching brief: Senior Leadership Management Team. Actions to ensure compliance with the changes in legislation have been implemented. Monitoring throughout 2021/22 was completed and will be ongoing in 2022/23.

- Financial Management Code – *Completion of a self-assessment demonstrating compliance with the Financial Management Code.*

Action: Chief Financial Officer/Senior Leadership Team – Completed September 2021

- Sustainable Medium Term Financial Plan (MTFP) – *Review and monitoring of MTFP risks and assumptions to determine if further action is required to secure value for money and a sustainable position: the delivery of the efficiency programme and performance of commercial operations; review of financial settlement and funding streams; the ongoing impact of Covid-19 including the emerging risks of an economic downturn.*

Action: Chief Financial Officer/Senior Leadership Team – Completed February 2022

ANNUAL STATEMENT OF ACCOUNTS 2021/22

ANNUAL GOVERNANCE STATEMENT

- Workforce Capacity – Phase 2 of the senior management restructure was completed in 2020/21 reducing the number of senior roles to deliver efficiency savings. A further phase of restructuring is due to be completed in 2021/22 to deliver further efficiencies. It is recognised that new ways of working will be required and there is potential for some capacity reductions to arise during this period of change and service planning will require appropriate prioritisation to ensure Gedling Plan delivery and to maintain staff morale.

Watching brief: Senior Leadership Management Team completed

- Constitution Review – The revised Constitution to be finalised and adopted by Council and training to be delivered.

Action: Senior Leadership Team/Monitoring Officer – Completed March 2022

- Equality and Diversity Policy and Action Plan – A revised Equality and Diversity Policy and an Equality Framework and Action Plan was approved by Cabinet for public consultation in 2020/21. Following consultation, the final policy and action plan will be adopted with implementation to commence during 2021/22.

Action: Director of Corporate Resources – Completed October 2021

- Risk Management Strategy and Training – A review of the Risk Management Strategy and training to be delivered to officers and key Members was planned for 2021/22 but has been delayed due to capacity issues arising from the ongoing impact of covid and implementation of the senior management restructure will now be completed in 2022/23.

Updated Action: Director of Corporate Resources – March 2023

- Emerging Government Legislation – A review of emerging key legislation to identify the impact on service delivery and resource requirements, including the Environment Act and Planning Regulations.

Watching brief: Senior Leadership Management Team completed; ongoing in 2022/23

7.3.2 Actions 2022/23

Based on our review of the Governance Framework, the following control and risk issues will be addressed in 2022/23. Whilst not all actions represent significant issues, all planned governance actions are included to provide a proactive and holistic approach to Governance:

- Sustainable Medium Term Financial Plan – A mid-year review of the Medium Term Financial Plan will be presented to Cabinet to consider the emerging risk of the economic downturn, increasing inflationary pressures and supply chain issues arising from the aftermath of the Covid-19 pandemic and Brexit, and the war in Ukraine. To consider the impact of rising prices, including pay pressures, fuel and utilities, the potential adverse supply impacts on service delivery, and increasing service demand pressures from vulnerable households. A budget consultation will be completed during the summer to inform the development of the future Gedling Plan 2023-27 to ensure service priorities are aligned to the resources available.

Action: Chief Financial Officer/Senior Leadership Team – Autumn

ANNUAL STATEMENT OF ACCOUNTS 2021/22

ANNUAL GOVERNANCE STATEMENT

- Workforce Capacity – To monitor the emerging risk of restrictions on workforce capacity to the delivery of the Gedling Plan and to governance compliance. Prioritise Gedling Plan actions to ensure alignment with resources available and to maintain staff morale. Workforce capacity is being impacted by: Covid-19 service impacts and the resulting backlog of service plan actions; implementation of the management restructure to deliver required efficiency savings requiring new ways of working to ensure success resulting in capacity reductions during this period of change; and the cost of living crisis increasing demands to support for vulnerable households.

Action: Senior Leadership Management Team - Ongoing

- Emergency Planning Arrangements and Business Continuity Plans – A review of emergency planning arrangements to incorporate lessons learned from the Covid-19 pandemic response and an update of all Business Continuity Plans to ensure they are fit for purpose for all business continuity risks. To include emergency planning training, in particular related to cyber risk.

Action: Head of Governance and Customer Services - March 2023

- Audit Committees in Local Authorities – To review and adopt: the principles of CIPFA's Position Statement: Audit Committees in Local Authorities, which was published early in 2022/23 and aims to ensure that effective audit committee arrangements are in place in order to meet statutory responsibilities; the latest recommendations regarding independent audit committee members being proposed by Government following the Redmond Review and the introduction of the new Audit Reporting and Governance Authority. To determine and deliver appropriate training for committee members.

Action: Chief Financial Officer – March 2023

- Financial Management Code Compliance Update – Ongoing monitoring of compliance with the Financial Management Code and implementation of planned actions.

Action: Chief Financial Officer – March 2023

- Internal Audit Actions Implementation – to implement system improvements to support the monitoring and timely implementation of internal audit actions by management.

Action: Head of Finance and ICT - September 2022

- 7.4 We propose over the coming year to take steps to address the above matters to further enhance our governance arrangements. We are satisfied that these steps will address the need for improvements that were identified in our review of effectiveness and will monitor their implementation and operation as part of our next annual review.

Mike Hill
Chief Executive

Date:

John Clarke
Council Leader

Date:

ANNUAL STATEMENT OF ACCOUNTS 2021/22

This is the Unaudited Version, published by the
Financial Services Team.

Having trouble reading this?
Please call the Council's Communications Team on 0115 901 3801 if you
need it in large print, audio or another format.

This page is intentionally left blank

Financial Services

Civic Centre, Arnot Hill Park
Arnold, Nottingham NG5 6LU

Email: Tina.adams@gedling.gov.uk
Web: www.gedling.gov.uk
Direct Line: (0115) 901 3980
Contact
Centre:

Mazars LLP
Park View House
58 The Ropewalk
Nottingham
NG1 5DW

Our Ref:
Your Ref:

Date: 3 December 2024

Dear Sirs,

Gedling Borough Council - audit for year ended 31 March 2022

This representation letter is provided in connection with your audit of the financial statements of Gedling Borough Council (the Council) for the year ended 31 March 2022 for the purpose of expressing an opinion as to whether the financial statements give a true and fair view in accordance with the CIPFA/LASAAC Code of Practice on Local Authority Accounting in the United Kingdom 2020/21 (the Code) and applicable law.

I confirm that the following representations are made on the basis of enquiries of management and staff with relevant knowledge and experience (and, where appropriate, inspection of supporting documentation) sufficient to satisfy ourselves that I can properly make each of the following representations to you.

My responsibility for the financial statements and accounting information

I believe that I have fulfilled my responsibilities for the true and fair presentation and preparation of the financial statements in accordance with the Code and applicable law.

My responsibility to provide and disclose relevant information

I have provided you with:

- Access to all information of which we are aware that is relevant to the preparation of the financial statements such as records, documentation and other material;
- Additional information that you have requested from us for the purpose of the audit; and
- Unrestricted access to individuals within the Council you determined it was necessary to contact in order to obtain audit evidence.

I confirm as Chief Finance and Section 151 Officer that I have taken all the necessary steps to make me aware of any relevant audit information and to establish that you, as auditors, are aware of this information.

As far as I am aware there is no relevant audit information of which you, as auditors, are unaware.

Accounting records

I confirm that all transactions that have a material effect on the financial statements have been recorded in the accounting records and are reflected in the financial statements. All other records and related information, including minutes of all Council and committee meetings, have been made available to you.

Accounting policies

I confirm that I have reviewed the accounting policies applied during the year in accordance with the Code and International Accounting Standard 8 and consider these policies to faithfully represent the effects of transactions, other events or conditions on the Council's financial position, financial performance and cash flows.

Accounting estimates, including those measured at fair value

I confirm that any significant assumptions used by the Council in making accounting estimates, including those measured at current or fair value, are reasonable.

I confirm that I am satisfied that the actuarial assumptions underlying the valuation of pension scheme liabilities for IAS19 disclosures are consistent with my knowledge. I confirm that all settlements and curtailments have been identified and properly accounted for. I confirm that all significant retirement benefits have been identified and properly accounted for (including any arrangements that are statutory, contractual or implicit in the employer's actions, that arise in the UK or overseas, that are funded or unfunded).

Contingencies

There are no material contingent losses including pending or potential litigation that should be accrued where:

- information presently available indicates that it is probable that an asset has been impaired or a liability had been incurred at the balance sheet date; and
- the amount of the loss can be reasonably estimated.

There are no material contingent losses that should be disclosed where, although either or both the conditions specified above are not met, there is a reasonable possibility that a loss, or a loss greater than that accrued, may have been incurred at the balance sheet date.

There are no contingent gains not already disclosed.

All material matters, including unasserted claims, that may result in litigation against the Council have been brought to your attention. All known actual or possible litigation and claims whose effects should be considered when preparing the financial statements have

been disclosed to you and accounted for and disclosed in accordance with the Code and applicable law.

Laws and regulations

I confirm that I have disclosed to you all those events of which I am aware which involve known or suspected non-compliance with laws and regulations, together with the actual or contingent consequences which may arise therefrom.

The Council has complied with all aspects of contractual agreements that would have a material effect on the accounts in the event of non-compliance.

Fraud and error

I acknowledge my responsibility as Chief Finance and Section 151 Officer for the design, implementation and maintenance of internal control to prevent and detect fraud and error.

I have disclosed to you:

- All the results of my assessment of the risk that the financial statements may be materially misstated as a result of fraud;
- All knowledge of fraud or suspected fraud affecting the Council involving:
 - management and those charged with governance;
 - employees who have significant roles in internal control;
 - others where fraud could have a material effect on the financial statements.

I have disclosed to you all information in relation to any allegations of fraud, or suspected fraud, affecting the Council's financial statements communicated by employees, former employees, analysts, regulators or others.

Related party transactions

I confirm that all related party relationships, transactions and balances, have been appropriately accounted for and disclosed to you in accordance with the requirements of the Code and applicable law.

I have disclosed the identity of the Council's related parties and all related party relationships and transactions of which I am aware.

Impairment review

To the best of my knowledge, there is nothing to indicate that there is a permanent reduction in the recoverable amount of the property, plant and equipment and intangible assets below their carrying value at the balance sheet date. I have considered the impact of Covid-19 on the Council's Investment Properties. An impairment review is therefore not considered necessary.

Charges on assets

All the Council's assets are free from any charges exercisable by third parties except as disclosed within the financial statements.

Future commitments

I am not aware of any plans, intentions or commitments that may materially affect the carrying value or classification of assets and liabilities or give rise to additional liabilities.

Subsequent events

I confirm all events subsequent to the date of the financial statements, and for which the Code and applicable law require adjustment or disclosure, have been adjusted or disclosed.

Should further material events occur after the date of this letter which may necessitate revision of the figures included in the financial statements or inclusion of a note thereto, I will advise you accordingly.

Covid-19

I confirm that I have carried out an assessment of the on-going impact of the Covid-19 Virus pandemic on the Council, including the impact of mitigation measures and uncertainties, and that the disclosure in the Statement of Accounts fairly reflects that assessment.

Brexit

I confirm that I have carried out an assessment of the potential impact of the United Kingdom leaving the European Union, including the potential outcomes at the end of the Implementation Period, and that the disclosure in the Statement of Accounts fairly reflects that assessment.

Going concern

To the best of my knowledge there is nothing to indicate that the Council will not continue as a going concern in the foreseeable future. The period to which I have paid particular attention in assessing the appropriateness of the going concern basis is not less than twelve months from the date of approval of the accounts.

I have updated our going concern assessment in light of the on-going Covid-19 pandemic. I continue to believe that the Council's financial statements should be prepared on a going concern basis and have not identified any material uncertainties related to going concern on the grounds that current and future sources of funding or support will be more than adequate for the Council's needs. I believe that no further disclosures relating to the Council's ability to continue as a going concern need to be made in the financial statements.

Annual Governance Statement

I am satisfied that the Annual Governance Statement (AGS) fairly reflects the Council's risk assurance and governance framework and I confirm that I am not aware of any significant risks that are not disclosed within the AGS.

Narrative report

The disclosures within the Narrative Report fairly reflect my understanding of the Council's financial and operating performance over the period covered by the financial statements.

Unadjusted misstatements

I confirm that the effects of the uncorrected misstatements set out at Appendix A are immaterial, both individually and in aggregate, to the financial statements as a whole.

Yours faithfully,

Councillor Kyle Robinson-Payne
Chair of the Audit Committee

Date:

Tina Adams
Chief Finance and Section 151 Officer

Date:



Report to Audit Committee

Subject: Mazars External Audit – Audit Strategy & Completion Report Year Ending 31st March 23

Date: 10 December 2024

Author: Chief Finance and Section 151 Officer

1. Purpose of the Report

The attached report prepared by Mazars, the Council's External Auditor, sets out the External Audit Strategy Memorandum for the year ending 31 March 2023 for approval.

Recommendations:

That Members:

- Receive the report and approve the Mazars External Audit Strategy for 2022/23 and refer the report to full Council for information
- Note the

2. Background

Under normal circumstances Mazars would report the results on their planning work, including the significant risks identified and planned procedure in the Audit Strategy Memorandum. Results of the audit would be presented in the Audit Completion Report. However, as a result of backstop arrangements. Mazars are reporting in a combined Audit Strategy and Completion Report.

3. Proposal

Mazars are appointed to audit the financial statements of the Council in accordance with International Accounting standards, and under normal circumstances to form and express and opinion on whether the financial statements present a true and fair view on the Councils financial position and standing for 2022/23.

The introduction of the Governments measures to deal with audit backlogs (the backstop arrangements) requires The Council to publish its financial statements on or before 13th December 2024, in addition Mazars are required to provide their audit report on the 2022/23 financial statements even though the audit has not been completed.

The additional work required as part of the Fraud identified in July 2022 led to significantly more testing being required, and additional work around risks associated with the fraud and ICT controls. As a result of these backstop arrangements Mazars has concluded that there is insufficient time to complete their audit procedures, and therefore intends to issue a disclaimer of opinion on the Councils Financial Statements for 2022/23.

4. Financial Implications

None arising directly from this report.

5. Legal Implications

None arising directly from this report.

6. Equalities Implications

None arising directly from this report.

7. Carbon Reduction/Environmental Sustainability Implications

None arising directly from this report.

8. Appendices

Appendix 1 – Audit Strategy & Completion Report

Statutory Officer Approval

Approved by: Chief Financial Officer

Date:

Approved by: Monitoring Officer

Date:

This page is intentionally left blank



Audit Strategy and Completion Report

Gedling Borough Council – Year ended 31 March 2023

December 2024

Audit Committee
Gedling Borough Council
Civic Centre
Arnot Hill Park
Arnold
Nottingham
NG5 6LU

December 2024

Dear Committee Members,

Audit Strategy and Completion Report – Year ended 31 March 2023

We are pleased to present our Audit Strategy and Completion Report for Gedling Borough Council for the year ended 31 March 2023. The purpose of this document is to summarise our audit and to explain how the statutory backstop arrangements introduced by the Accounts and Audit (Amendment) Regulations 2024, have affected the completion of our work and the reporting consequences. We consider two-way communication with you to be key to a successful audit and particularly important in the context of the backstop arrangements as it facilitates:

- reaching a mutual understanding of the scope of the audit and the responsibilities of each of us;
- sharing information to assist each of us to fulfil our respective responsibilities; and
- providing you with constructive observations arising from the audit process even though this has been curtailed by the backstopped arrangements.

We would usually report the results of our planning work, including the significant risks identified and our planned procedures, in our Audit Strategy Memorandum. The results of our audit, including significant matters identified would usually be reported to you in our Audit Completion Report. As a result of the backstop arrangements, we have determined that the most appropriate way to communicate each of the matters required under auditing standards, in this single Audit Strategy and Completion Report.

As it is a fundamental requirement that an auditor is, and is seen to be, independent of audited bodies, section 8 of this document summarises our considerations and conclusions on our independence as auditors.

We will continue to work closely with you and management to take the necessary steps to rebuild assurance over future accounting periods. We will report further details to you on the rebuilding process in the coming months. In line with the guidance issued by the National Audit Office, as endorsed by the Financial Reporting Council, we hope to return to a standard audit cycle where we are able to obtain sufficient, appropriate evidence in order to issue an unmodified audit opinion in as short a period as practicable.

I would like to express our thanks for the assistance of your team during the course of our audit. If you would like to discuss any matters in more detail then please do not hesitate to contact me.

Yours faithfully

Mark Surridge

Forvis Mazars LLP

Contents

01	Our audit and the implications of the statutory backstop
02	Your audit team
03	Our audit approach
04	Materiality
05	Significant findings
06	Value for Money arrangements
07	Audit fees and other services
08	Confirmation of our independence

Appendices

A	Draft management representation letter
B	Draft audit report
C	Key communication points

Our reports are prepared in the context of the 'Statement of Responsibilities of auditors and audited bodies' and the 'Appointing Person Terms of Appointment' issued by Public Sector Audit Appointments Limited.
Reports and letters prepared by appointed auditors and addressed to the Council are prepared for the sole use of the Council and we take no responsibility to any member or officer in their individual capacity or to any third party.

01

Our audit and the implications of the statutory backstop

Page 192

Our audit and the implications of the statutory backstop

We are appointed to perform the external audit of Gedling Borough Council (the Council) for the year to 31 March 2023. The scope of our engagement is set out in the Statement of Responsibilities of Auditors and Audited Bodies, issued by Public Sector Audit Appointments Ltd (PSAA) available from the PSAA website: <https://www.psa.co.uk/managing-audit-quality/statement-of-responsibilities-of-auditors-and-audited-bodies/>.

Our audit of the financial statements

The detailed scope of our work as your appointed auditor for 2022/23 is set out in the National Audit Office's (NAO) Code of Audit Practice ('the Code'). Our responsibilities and powers are derived from the Local Audit and Accountability Act 2014 ("the 2014 Act").

We are appointed to audit the financial statements in accordance with International Standards on Auditing (UK), and under normal circumstances our objectives would be to form and express an opinion on whether the financial statements present a true and fair view of the Council's financial affairs for the year and whether they have been prepared, in all material respects, in accordance with the Code of Practice on Local Authority Accounting.

Government has recently introduced measures intended to resolve the local government financial reporting backstop. Amendments to the Accounts and Audit Regulations require the Council to publish its audited 2022/23 financial statements and accompanying information on or before 13 December 2024. In accordance with the Code, we are required to provide our audit report on those financial statements in sufficient time to enable the Council to meet these responsibilities, whether the audit is completed or not.

Concurrently with the above, we had to revise our audit strategy to take account of the fraud that occurred, which led to a significant amount of additional testing of underlying transactions and a need to perform additional work on the risk of management override, including IT controls. As a result of the backstop arrangements, we have determined that there is insufficient time to complete our audit procedures so as to obtain sufficient appropriate evidence, and, in our view, the effects of the resulting lack of evidence is pervasive to the financial statements as a whole. As a result, we intend to issue a disclaimer of opinion on the Council's financial statements. We have included our proposed audit report in Appendix B. When an opinion is disclaimed the auditor does not express an opinion on the financial statements and, consequently, no assurance is provided on the financial statements. Members will note that the form and content of this report differs substantially from the report which they will have seen in previous years. We provide more details on this in section 5.

Further information on the procedures we have undertaken in order to issue a disclaimer of opinion in advance of the backstop date is provided in section 3.

Responsibilities in respect of fraud and internal control

The responsibility for safeguarding assets and for the prevention and detection of fraud, error and non-compliance with law or regulations rests with both Those Charged With Governance and management. This includes establishing and maintaining internal controls over compliance with relevant laws and regulations, and the reliability of financial reporting. As part of our audit procedures in relation to fraud we are required to inquire of Those Charged with Governance as well as key management and Internal Audit as to their knowledge of instances of fraud, the risk of fraud and their views on internal controls that mitigate the fraud risks.

Management is also responsible for such internal control as it determines is necessary to enable the preparation of financial statements that are free from material misstatement, whether due to fraud or error.

Despite our intention to issue a disclaimer of opinion, where matters come to our attention through the course of our audit, we may be required to report these to you.

Wider reporting and electors' rights

The 2014 Act requires us to give an elector, or any representative of the elector, the opportunity to question us about the accounts of the Council and consider objections made to the accounts. We also have a broad range of reporting responsibilities and powers under the 2014 Act. We confirm that no such correspondence from electors has been received.

Value for Money arrangements

The amendments to the Accounts and Audit Regulations do not affect our responsibilities in relation to the Council's Value for Money arrangements. We are expecting to report on one significant weakness. Further detail on our Value for Money work is provided in section 4 of this report.

Whole of Government Accounts

As a result of the backstop arrangements and our intention to issue a disclaimer of opinion on the Council's financial statements, we anticipate reporting to the NAO that we are unable to complete the mandatory audit procedures specified in their Group Audit Instructions. We are awaiting confirmation of when and how this should be reported to the NAO.

02

Your audit team

Your audit team

Mark Surridge
Partner

Mark.Surridge@Mazars.co.uk
Tel: +44 (0)121 232 9600

Jennifer Norman
Manager

Jennifer.Norman@Mazars.co.uk
Tel: +44 (0)115 964 4708

03

Our audit approach

Page 196

Our audit approach

Audit scope

Our audit approach is designed to provide an audit that complies with all professional requirements. Our audit of the financial statements has been conducted in accordance with International Standards on Auditing (UK), relevant ethical and professional standards, our own audit approach and in accordance with the terms of our engagement. We have also had regard to the Local Audit Reset and Recovery Implementation Guidance ('LARRIG') issued by the National Audit Office and endorsed by the Financial Reporting Council in delivering our audit in the context of the backstop arrangements introduced by the 2024 amendments to the Accounts and Audit Regulations.

Our approach to the audit of the financial statements

In the absence of the backstop arrangements, our audit would be risk-based and primarily driven by the issues that we consider lead to a higher risk of material misstatement of the accounts. After completing our detailed risk assessment work and developing our audit strategy, we would design and complete audit procedures in response to the risks identified.

The conditions created by the imposition of the backstop arrangements mean that we have not carried out all of the work necessary to issue a detailed audit plan and to complete all the required audit procedures to provide an opinion on the financial statements. The approach we have taken to carrying out the Council's audit has been designed so that we can comply with International Standards on Auditing (UK) and issue our audit report to allow the Council to meet the backstop date of 13 December 2024 for publishing the financial statements and other relevant information.

We summarise below, the work we have undertaken to inform our audit strategy and our determination that it is necessary to issue a disclaimer of opinion on the Council's financial statements. As we have not completed all our planning procedures, including all risk assessment work, we do not include a summary of significant and enhanced risks as part of this report.

Area of the audit	Summary of our procedures
Acceptance and continuance	We have carried out all acceptance and continuance procedures including consideration of: <ul style="list-style-type: none">• The financial reporting framework adopted by the Council and the existence of any unusual or controversial accounting policies• The form, timing and expected content of our communication with Those Charged with Governance• Any actual or potential threats to our independence• The existence of any other factors that indicate we should not continue as the Council's auditor
Understanding the entity	We have carried out audit procedures to understand and document our understanding of the Council across a range of areas, including but not limited to: <ul style="list-style-type: none">• The Council's structure, including its wider group• Key accounting policies• Accounting estimates• The use of experts
Control environment assessment	We have documented our consideration of the Council's control environment. We carry out this work to inform both our work on the financial statements and as an element of our Value for Money arrangements risk assessment work.

Our audit approach

Area of the audit	Summary of our procedures
Fraud	We have carried out work on identifying potential fraud risks and made specific inquiries of management and Those Charged with Governance in respect of actual, potential or suspected fraud.
Materiality	We have considered the application of materiality for the audit of the Council’s financial statements. Further details on the materiality thresholds determined, is included later in this section of our report.
Laws and regulations	We have obtained an understanding of the legal and regulatory framework applicable to the Council and made specific inquiries with management and Those Charged with Governance in respect of any instances of noncompliance with laws and regulations.
Written representations	We have requested certain written representations from management in accordance with ISA (UK) 580. The draft management letter of representation is provided in Appendix A.
Completion, review and reporting	<p>We have undertaken sufficient review procedures to ensure our audit complies with the requirements of ISA (UK) 230. This includes specific work to document our consideration of the implications of the backstop arrangements on our audit and the reporting implications.</p> <p>We have also considered whether any matters have come to our attention that we deem should be reported to Those Charged with Governance or that may be relevant to our auditor’s report. Such matters may include misstatements identified in the draft financial statements or internal control recommendations.</p> <p>As we intend to issue a disclaimer of opinion, additional quality and risk management processes have also been followed.</p>

Page 198

04

Materiality

Page 199

Materiality

Definitions

Materiality is an expression of the relative significance or importance of a particular matter in the context of the financial statements as a whole.

Misstatements in the financial statements are considered to be material if they could, individually or in aggregate, reasonably be expected to influence the economic decisions of users based on the financial statements.

Our approach to determining materiality

Although we intend to issue a disclaimer of opinion on the financial statements as a result of the backstop arrangements, we are required to determine materiality and communicate this to Those Charged with Governance.

We determine materiality for the financial statements as a whole (overall materiality) using a benchmark that, in our professional judgement, is most appropriate to entity. We also determine an amount less than materiality (performance materiality), which is applied when we carry out our audit procedures and is designed to reduce to an appropriately low level the probability that the aggregate of uncorrected and undetected misstatements exceeds overall materiality. Further, we set a threshold above which all misstatements we identify during our audit (adjusted and unadjusted) will be reported to the Audit Committee.

Judgements on materiality are made in light of surrounding circumstances and are affected by the size and nature of a misstatement, or a combination of both. Judgements about materiality are based on a consideration of the common financial information needs of users as a group and not on specific individual users.

An assessment of what is material is a matter of professional judgement and is affected by our perception of the financial information needs of the users of the financial statements. In making our assessment we assume that users:

- Have a reasonable knowledge of business, economic activities, and accounts;
- Have a willingness to study the information in the financial statements with reasonable diligence;
- Understand that financial statements are prepared, presented, and audited to levels of materiality;
- Recognise the uncertainties inherent in the measurement of amounts based on the use of estimates, judgement, and consideration of future events; and
- Will make reasonable economic decisions based on the information in the financial statements.

We consider overall materiality and performance materiality while planning and performing our audit based on quantitative and qualitative factors. When planning our audit, we make judgements about the size of misstatements we consider to be material.

The overall materiality and performance materiality that we determine does not necessarily mean that uncorrected misstatements that are below materiality, individually or in aggregate, will be considered immaterial.

We revise materiality as our audit progresses should we become aware of information that would have caused us to determine a different amount had we been aware of that information at the planning stage.

Materiality

Our approach to determining materiality (continued)

We consider that Gross Revenue Expenditure at a Surplus/Deficit on Provision of Services level is the key focus of users of the financial statements and, as such, we base our materiality levels around this benchmark.

We have set a materiality threshold of 2% of Gross Revenue Expenditure.

As set out in the table below, based on the 2022/23 draft Statement of Accounts overall materiality for the year ended 31 March 2023 was £1.058m (£1.013m in the prior year), and performance materiality was £0.794m (£0.760m in the prior year).

	2022/23 £'000s	2021/22 £'000s
Overall materiality	£1,058k	£1,013k
Performance materiality	£794k	£760k
Clearly trivial	£32k	£30k

Page 201

05

Significant findings

Significant findings

Background and modification of the audit opinion

As a result of the backstop arrangements, we have not been able to complete sufficient audit procedures to enable us to provide an unmodified opinion on the Council's financial statements. As we have determined that the effects, or potential effects on the financial statements of the lack of sufficient appropriate evidence are pervasive, we will be issuing a disclaimer of opinion. This means we are expressing no opinion on the financial statements.

Appendix B sets out our draft audit report which explains the basis of our disclaimer of opinion being the introduction of the backstop arrangements which require the Council to publish its audited financial statements for all years up to and including 2022/23 by 13 December 2024.

Members will note that the draft audit report does not report on other matters that would usually appear in an unmodified audit report. These include:

- the use of the going concern assumption in the preparation of the financial statements; and
- the consistency of the other information presented with the financial statements.

Although we are disclaiming our audit opinion, auditing standards require us to report matters to you that have come to our attention during the course of our audit, which we include in this section of this report.

Wider responsibilities

Our powers and responsibilities under the 2014 Act are broad and include the ability to:

- issue a report in the public interest;
- make statutory recommendations that must be considered and responded to publicly;
- apply to the court for a declaration that an item of account is contrary to law; and
- issue an advisory notice under schedule 8 of the 2014 Act.

We have not exercised any of these powers as part of our 2022/23 audit.

The 2014 Act also gives rights to local electors and other parties, such as the right to ask questions of the auditor and the right to make an objection to an item of account. No such objections have been raised.

Significant matters discussed with management

During our audit we communicated the following significant matters to management:

- Implications of the backstop arrangements
- Implication arising from the identified fraud and the impact on the financial statements and our work under value for money arrangements.

As part of our audit, we sought and obtained information from management in relation to actual or suspected non-compliance with laws and regulations, and any actual or suspected fraud which could materially impact upon the financial statements.

Based on our review of the information received, we have no other matters to report in relation to fraud and the Council's compliance with laws and regulations. We have not undertaken any further work in these areas and do not provide any assurance that the financial statements are free from material error .

Significant difficulties during the audit

During the course of the audit we did not encounter any significant difficulties and we have had the full co-operation of management.

Our observations on internal control

As part of our planning procedures, we obtained an understanding of Council's internal control environment and control activities relevant to the preparation of the financial statements, which was sufficient to inform our audit strategy. Although our audit was not designed to express an opinion on the effectiveness of Council's internal controls, we are required to evaluate any deficiencies in internal control that come to our attention, even though we intend to issue a disclaimer of opinion.

A deficiency in internal control exists if:

- a control is designed, implemented, or operated in such a way that it is unable to prevent, detect, and/or correct potential misstatements in the financial statements; or
- a necessary control to prevent, detect, and/or correct misstatements in the financial statements on a timely basis is missing.

The matters reported in this section of our report are limited to those deficiencies and other control recommendations that we have identified through the audit procedures we were able to complete before the backstop date. If we had performed more extensive procedures on internal control, we might have identified more other matters to report. Our comments in this section should not be regarded as a comprehensive record of all deficiencies that may exist or improvements that could be made.

Significant deficiencies in internal control

A significant deficiency in internal control is one which, in our professional judgement, has the potential for financial loss, damage to reputation, or a loss of information which may have implications on the achievement of business strategic objectives. Our view is that observations categorised as a significant deficiency are of sufficient importance to merit the attention of Audit Committee.

We have not identified any significant deficiencies in the Council's internal controls as at the date of this report.

Other observations on internal control

We also report to you, our observations on the Council's internal controls where, in our professional judgement, there is a need to strengthen internal control or enhance business efficiency that do not constitute significant deficiencies in internal control but which we view as being important for consideration by management.

We do not have any other internal control observations to bring to your attention as at the date of this report.

Whether internal control observations merit attention by Audit Committee and/or management is a matter of professional judgment, taking into account the risk of misstatement that may arise in the financial statements as a result of those observations.

Summary of amendments to the financial statements

The Council's S151 Officer authorised the Council's draft financial statements for issue on 15th October 2024.

Although we intend to issue a disclaimer of opinion, we still report any amendments which management have made to the draft financial statements, identified either through the audit procedures that we have undertaken, or separately by management.

This information is provided to The Audit Committee for information and to support it to discharge its responsibilities. It is important for members to note that, given we are issuing a disclaimer of opinion, we provide no assurance over the material accuracy of the amendments that have been made to the draft financial statements which are summarised in this section.

Amendments to the financial statements

Management has not processed any amendments to the 2022/23 financial statements.

Unadjusted misstatements

When we issue a disclaimer of opinion as a result of the backstop arrangements, auditing standards require us to consider whether we are aware of any matter that would have otherwise required a modification to our opinion. Such matters may include, for example, material misstatements that have been identified which have not been amended by management in the final financial statements. We confirm that no such matters have come to our attention.

06

Value for Money arrangements

Value for money arrangements

The framework for Value for Money arrangements work

We are required to form a view as to whether the Council has made proper arrangements for securing economy, efficiency and effectiveness in its use of resources. The NAO issues guidance to auditors that underpins the work we are required to carry out in order to form our view and sets out the overall criterion and sub-criteria that we are required to consider.

2022/23 is the third audit year where we are undertaking our value for money (VFM) work under the 2020 Code of Audit Practice (the Code). Our responsibility remains to be satisfied that the Council has proper arrangements in place and to report in the audit report and/or the audit completion certificate where we identify significant weaknesses in arrangements. Separately we provide a commentary on the Council's arrangements in the Auditor's Annual Report. The introduction of the backstop arrangements does not alter our responsibilities in relation to Value for Money arrangements work.

Specified reporting criteria

The Code requires us to structure our commentary to report under three specified criteria:

1. **Financial sustainability** – how the Council plans and manages its resources to ensure it can continue deliver its services;
2. **Governance** – how the Council ensures that it makes informed decisions and properly manages its risks; and
3. **Improving economy, efficiency and effectiveness** – how the Council uses information about its costs and performance to improve the way it manages and delivers its services

Our approach

Our work falls into three primary phases as outlined opposite. We need to gather sufficient evidence to support our commentary on the Council's arrangements and to identify and report on any significant weaknesses in arrangements. Where significant weaknesses are identified we are required to report these to the Council and make recommendations for improvement. Such recommendations can be made at any point during the audit cycle and we are not expected to wait until issuing our overall commentary to do so.

Planning and risk assessment	Obtaining an understanding of the Council's arrangements for each specified reporting criteria. Relevant information sources include: <ul style="list-style-type: none">• NAO guidance and supporting information;• information from internal and external sources including regulators;• knowledge from previous audits and other audit work undertaken in the year; and• interviews and discussions with officers and Members.
Additional risk-based procedures and evaluation	Where our planning work identifies risks of significant weaknesses, we will undertake additional procedures to determine whether there is a significant weakness.
Reporting	We will provide a summary of the work we have undertaken and our judgements against each of the specified reporting criteria as part of our commentary on arrangements. This will form part of the Auditor's Annual Report. Our commentary will also highlight: <ul style="list-style-type: none">• significant weaknesses identified and our recommendations for improvement; and• emerging issues or other matters that do not represent significant weaknesses but still require attention from the Council.

Value for money arrangements

Status of our work

We have not yet completed our work in respect of the Council's arrangements for the year ended 31 March 2023. As permitted by the Code of Audit Practice, we will confirm the outcome of our work as part of the Auditor's Annual Report. Our draft audit report at Appendix B confirms that we expect to report on one significant weakness in arrangements in respect of Governance. As noted above, once our work is complete, our commentary on the Council's arrangements will be provided in the Auditor's Annual Report in [TBC].

Identified risks of significant weaknesses in arrangements

The NAO's guidance requires us to carry out work to understand the Council's arrangements and to identify risks that significant weaknesses in arrangements may exist. The table below outlines the risks of significant weaknesses in arrangements that we have identified to date.

Risk of significant weakness in arrangements	Work undertaken and the results of our work
<p>Fraud & Internal Control: Allegations of fraudulent behaviour by Council Officers.</p> <p>As set out in our progress report from February 2023, Nottinghamshire Police are investigating an alleged case of "significant" fraud involving a Gedling Borough Council officer member. The alleged fraud was uncovered by the Council and reported to the police. We believe the allegations present a risk of significant weakness in the Council's arrangements for Governance (how the body ensures that it makes informed decisions and properly manages its risks).</p>	<p>Our work included, but was not limited to:</p> <ul style="list-style-type: none"> • Reviewing relevant internal audit reports; • Regular discussions with Officers and Internal Audit and the police investigation team • Review of committee minutes and agendas. <p>Results of our work</p> <p>In October 2024, a former officer of the Council, who was dismissed in 2022, was found guilty of fraud by abuse of position and obtaining money transfers by deception over a period of nearly 19 years. The identified fraudulent transactions totalled almost £1m. In June 2023, we issued a progress report to the Council explaining that, whilst our work on the financial statements for the year ended 31 March 2022 was substantially complete, the identification of actual fraud meant we were unable to continue our work until the extent of the issue could be reasonably determined.</p> <p>Through our discussions with officers, we are aware that, on initial identification of the fraud, the Council took various action, including informing the police, introducing compensatory controls. In August 2022, the Council engaged forensic specialists to assess the situation and requested Internal Audit to review of the IT environment relating to financial controls. This latter review, which commenced in April 2023 and concluded in January 2024, highlighted a range of significant deficiencies in financial controls for the year ending 31 March 2022 and 31 March 2023.</p> <p>We met with the internal auditors and reviewed the reports issued, confirming that, in March 2024, the Audit Committee received the Internal Audit report covering the review of Agresso IT Controls and the control weaknesses in the set-up of the finance system. From our meetings and review, we noted there were significant control deficiencies in relation to the segregation of duties and the privileged access given to this individual within the ledger system Agresso. These deficiencies have also hampered our ability to complete the financial statement audit. We also considered progress of the court case, including the ultimate conviction and sentencing in October 2024. In doing so, we considered whether the fraud losses were a risk to the Council's financial sustainability: overall, given the values involved and the steps taken, including further action, to reclaim funds, we are satisfied this does not present a risk of significant weakness in arrangements for financial sustainability.</p> <p>Conclusion</p> <p>In our view, the control deficiencies are indicative a risk of significant weakness in governance arrangements, including how the body monitors and assesses risk and how the body gains assurance over the effective operation of internal controls, including arrangements to prevent and detect fraud, that has led to a significant impact on the quality or effectiveness of the Council's reputation.</p>

Value for Money

Identified significant weaknesses in arrangements and recommendations for improvement

As a result of our work we have identified significant weaknesses in the Council's arrangements to secure economy, efficiency and effectiveness in its use of resources. These identified weaknesses have been outlined in the table below.

Identified significant weakness in arrangements	Financial Sustainability	Governance	Improving the 3Es	[Draft] Recommendation for improvement	Council response
<p>Fraud and Internal Control</p> <p>As referred to in the Annual Governance Statement, in October 2024, a former officer of the Council, who was dismissed in 2022, was found guilty of fraud by abuse of position and obtaining money transfers by deception over a period of nearly 19 years. The identified fraudulent transactions totalled almost £1m.</p> <p>On initial identification of the fraud, the Council took various action, including informing the police, introducing compensatory controls. In August 2022, the Council engaged forensic specialists to assess the situation and requested Internal Audit to review of the IT environment relating to financial controls. This latter review, which commenced in April 2023 and concluded in January 2024, highlighted a range of significant deficiencies in financial controls for the year ending 31 March 2022 and 31 March 2023.</p> <p>In our view, these deficiencies exposed the Council to a significant weakness in governance arrangements, including how the body monitors and assesses risk and how the body gains assurance over the effective operation of internal controls, including arrangements to prevent and detect fraud, that has led to a significant impact on the quality or effectiveness of the Council's reputation.</p>		<ul style="list-style-type: none"> ● 		<p>The Council should continue to implement all remaining recommendations raised by Internal Audit to address all aspects of the control environment and put in place arrangements to test the effectiveness of the controls on a periodic basis, including any adjustments for changes in systems or processes that may have occurred.</p>	<p>TBC</p>

07

Audit fees and other services

Audit fees and other services

Fees for audit and other services

Our fees (exclusive of VAT and disbursements) for the audit of Gedling Borough Council for the year ended 31 March 2023 are outlined below.

Area of work	2020/21 Actual Fee	2021/22 Planned Fee	2021/22 Actual Fee	2022/23 Planned fee	2022/23 Actual Fee	2023/24
Scale fee in respect of our work under the Code of Audit Practice	32,779	32,779	32,779	32,779	32,779 Actual procedures performed: 12,000	128,065
Additional fees in respect additional testing undertaken to comply with increased regulatory requirements relating to: IAS19 pension liabilities; valuation of land, buildings and investment properties	6,194	6,194	6,194	6,194	Work not performed	Included in scale fee
Additional fees in respect of additional work from the introduction of new auditing standards (ISA 540 estimates)	2,892	2,892	2,892	2,892	Work not performed	Included in scale fee
Additional fees in respect of additional work from the introduction of new auditing standards (ISA 315)	N/A	N/A	N/A	5,000	Work not performed	15,000
Other additional testing – additional costs as a result of control issues	-	-	1,958	-	-	
Additional costs involved from the fraud, as explained in progress report in June 2023, including: Additional work is required to evaluate the controls in place at the Council and a re-assessment of the overall control environment, drawing from work of other agencies; additional testing is required to understand the design effectiveness of key controls and then perform extended substantive testing of account balances across the income and expenditure account and the balance sheet, including, but not limited to: pay costs, supplies and services, fees and charges, debtors and creditors	-	-	46,000	N/A	N/A	
Additional costs arising from impact of Covid-19	1,188	N/A	N/A	N/A	N/A	
Other additional costs:						
•Modified Audit Report	-	-	7,392	-	7,392	
Additional fees in respect of the VFM Commentary	9,293	8,500	8,500	8,500	6,000	Included in scale fee
Additional fees in relation to VFM risks of significant weakness in arrangements	-	-	10,980	-	1,980	
Total fee variations	19,567	17,586	83,916	22,586	15,372	15,000
Total fees	52,346	50,365	116,695	55,365	27,372	143,065

08

Confirmation of our independence

Page 212

Confirmation of our independence

We are committed to independence and confirm that we comply with the FRC's Ethical Standard. In addition, we have set out in this section any matters or relationships we believe may have a bearing on our independence or the objectivity of our audit team.

Based on the information provided by you and our own internal procedures to safeguard our independence as auditors, we confirm that in our professional judgement there are no relationships between us and any of our related or subsidiary entities, and you and your related entities, that create any unacceptable threats to our independence within the regulatory or professional requirements governing us as your auditors.

We have policies and procedures in place that are designed to ensure that we carry out our work with integrity, objectivity, and independence. These policies include:

- All partners and staff are required to complete an annual independence declaration.
- All new partners and staff are required to complete an independence confirmation and complete annual ethical training.
- Rotation policies covering audit engagement partners and other key members of the audit team.
- Use by managers and partners of our client and engagement acceptance system, which requires all non-audit services to be approved in advance by the audit engagement partner.

Prior to the provision of any non-audit services, Mark Surridge (Key Audit Partner) will undertake appropriate procedures to consider and fully assess the impact that providing the service may have on our independence as auditor.

We confirm, as at the date of this report, that the engagement team and others in the firm as appropriate are independent and comply with relevant ethical requirements. However, if at any time you have concerns or questions about our integrity, objectivity or independence, please discuss these with Council in the first instance.

Appendices

A: Draft management representation letter

B: Draft audit report

C: Key Communication points

Appendix A: Draft management representation letter

Forvis Mazars
2 Chamberlain Square
Birmingham
B3 3AX

[Date]

Dear Mark,

Gedling Borough Council - Audit for Year Ended 31 March 2023

This representation letter is provided in connection with your audit of the financial statements of Gedling Borough Council the Council for the year ended 31 March 2023. I note that you intend to issue a disclaimer of opinion in respect of your audit. I understand I am still required to provide the representations set out in this letter so you can complete your audit in accordance with relevant auditing standards.

I confirm that the following representations are made on the basis of enquiries of management and staff with relevant knowledge and experience (and, where appropriate, inspection of supporting documentation) sufficient to satisfy ourselves that I can properly make each of the following representations to you.

My responsibility for the financial statements and accounting information

I believe that I have fulfilled my responsibilities for the true and fair presentation and preparation of the financial statements in accordance with the Code, as amended by the Code and applicable law.

My responsibility to provide and disclose relevant information

I have provided you with:

- access to all information of which I am aware that is relevant to the preparation of the financial statements such as records, documentation and other material;
- additional information that you have requested from us for the purpose of the audit; and
- unrestricted access to individuals within the Council or Authority [and Group]] you determined it was necessary to contact in order to obtain audit evidence.

I confirm as s151 officer that I have taken all the necessary steps to make me aware of any relevant audit information and to establish that you, as auditors, are aware of this information.

As far as I am aware there is no relevant audit information of which you, as auditors, are unaware.

Accounting records

I confirm that all transactions that have a material effect on the financial statements have been recorded in the accounting records and are reflected in the financial statements. All other records and related information, including minutes of all [Council or tailor as applicable] and committee meetings, have been made available to you.

Accounting policies

I confirm that I have reviewed the accounting policies applied during the year in accordance with International Accounting Standard 8 and consider these policies to faithfully represent the effects of transactions, other events or conditions on the [Council or Authority [and Group]]'s financial position, financial performance and cash flows.

Accounting estimates, including those measured at current and fair value

I confirm that the methods, significant assumptions and the data used by the Council in making the accounting estimates, including those measured at current or fair value, are appropriate to achieve recognition, measurement or disclosure that is in accordance with the applicable financial reporting framework.

Contingencies

There are no material contingent losses including pending or potential litigation that should be accrued where:

- information presently available indicates that it is probable that an asset has been impaired or a liability had been incurred at the balance sheet date; and
- the amount of the loss can be reasonably estimated.

There are no material contingent losses that should be disclosed where, although either or both the conditions specified above are not met, there is a reasonable possibility that a loss, or a loss greater than that accrued, may have been incurred at the balance sheet date.

There are no contingent gains which should be disclosed.

Appendix A: Draft management representation letter

All material matters, including unasserted claims, that may result in litigation against the Council have been brought to your attention. All known actual or possible litigation and claims whose effects should be considered when preparing the financial statements have been disclosed to you and accounted for and disclosed in accordance with the Code, as amended by the Code and applicable law.

Laws and regulations

I confirm that I have disclosed to you all those events of which I am aware which involve known or suspected non-compliance with laws and regulations, together with the actual or contingent consequences which may arise therefrom.

Fraud and error

I acknowledge my responsibility as s151 Officer for the design, implementation and maintenance of internal control to prevent and detect fraud and error and I believe I have appropriately fulfilled those responsibilities.

I have disclosed to you:

- all the results of my assessment of the risk that the financial statements may be materially misstated as a result of fraud;
- all knowledge of fraud or suspected fraud affecting the [Council or Authority [and Group]] involving:
 - management and those charged with governance;
 - employees who have significant roles in internal control; and
 - others where fraud could have a material effect on the financial statements.

I have disclosed to you all information in relation to any allegations of fraud, or suspected fraud, affecting the Council's financial statements communicated by employees, former employees, analysts, regulators or others.

Related party transactions

I confirm that all related party relationships, transactions and balances, have been appropriately accounted for and disclosed in accordance with the requirements of the Code, as amended by the Code and applicable law.

I have disclosed to you the identity of the Council's related parties and all related party relationships and transactions of which I am aware.

Impairment review

To the best of my knowledge, there is nothing to indicate that there is a permanent reduction in the recoverable amount of the property, plant and equipment and intangible assets below their carrying value at the balance sheet date. An impairment review is therefore not considered necessary.

Charges on assets

All the Council's assets are free from any charges exercisable by third parties except as disclosed within the financial statements.

Future commitments

The Council has no plans, intentions or commitments that may materially affect the carrying value or classification of assets and liabilities or give rise to additional liabilities.

Subsequent events

I confirm all events subsequent to the date of the financial statements and for which the Code, as amended by the Code and applicable law, require adjustment or disclosure have been adjusted or disclosed.

Should further material events occur after the date of this letter which may necessitate revision of the figures included in the financial statements or inclusion of a note thereto, I will advise you accordingly.

Going concern

To the best of my knowledge there is nothing to indicate that the Council will not continue as a going concern in the foreseeable future. The period to which I have paid particular attention in assessing the appropriateness of the going concern basis is not less than twelve months from the date of approval of the accounts.

Appendix A: Draft management representation letter

Annual Governance Statement

I am satisfied that the Annual Governance Statement (AGS) fairly reflects the Council's risk assurance and governance framework and I confirm that I am not aware of any significant risks that are not disclosed within the AGS.

Narrative Report

The disclosures within the Narrative Report fairly reflect my understanding of the Council's financial and operating performance over the period covered by the financial statements.

Unadjusted misstatements

We confirm that the effects of the uncorrected misstatements are immaterial, both individually and in aggregate, to the financial statements as a whole. A list of the uncorrected misstatements is attached to this letter as an Appendix

Arrangements to achieve economy, effectiveness and efficiency in Use of Resources (Value for Money arrangements)

I confirm that I have disclosed to you all findings and correspondence from regulators for previous and ongoing inspections of which I am aware. In addition, I have disclosed to you any other information that would be considered relevant to your work on value for money arrangements.

Yours faithfully,

Service Director – Finance / s151 officer

Appendix B: Draft audit report

Independent auditor’s report to the members of Gedling Borough Council

Report on the audit of the financial statements

Disclaimer of opinion on the financial statements

We were appointed to audit the financial statements of Gedling Borough Council (“the [Council]) for the year ended 31 March 2023, which comprise the Movement in Reserves Statement, Comprehensive Income and Expenditure Statement, the Balance Sheet, the Cash Flow Statement, Housing Revenue Account (HRA) Income and Expenditure Statement, Movement on the HRA Statement, Collection Fund and notes to the financial statements, including a summary of significant accounting policies. The financial reporting framework that has been applied in their preparation is applicable law and the CIPFA/LASAAC Code of Practice on Local Authority Accounting in the United Kingdom 2022/23, as amended by the Update to the Code and Specifications for Future Codes for Infrastructure Assets (“the Code Update”), published in November 2022.

We do not express an opinion on the financial statements. Because of the significance of the matter described in the Basis for Disclaimer of Opinion section of our report, we have not been able to obtain sufficient appropriate audit evidence to provide a basis for an audit opinion on these financial statements.

Basis for disclaimer of opinion

On 30 September 2024, the Accounts and Audit (Amendment) Regulations 2024 (‘The Amendment Regulations’) came into force. The Amendment Regulations require the Council to publish its Accountability Statements, which include the financial statements and auditor’s opinion for the year ended 31 March 2023, by 13 December 2024 (‘the backstop date’). The backstop date introduced by the Amendment Regulations has impeded our ability to obtain sufficient appropriate evidence upon which to form an opinion on the financial statements as there has been insufficient time to perform all necessary audit procedures.

Responsibilities of the Service Director - Finance for the financial statements

As explained more fully in the Statement of the Service Director - Finance’s Responsibilities, the Service Director – Finance is responsible for the preparation of the Statement of Accounts, which includes the financial statements, in accordance with proper practices as set out in the CIPFA/LASAAC Code of Practice on Local Authority Accounting in the United Kingdom 2022/23 as amended by the Code Update, and for being satisfied that they give a true and fair view. The Service Director – Finance is also responsible for such internal control as the Service Director - Finance determines is necessary to enable the preparation of

financial statements that are free from material misstatement, whether due to fraud or error.

The Service Director – Finance is required to comply with the CIPFA/LASAAC Code of Practice on Local Authority Accounting in the United Kingdom 2022/23 as amended by the Code Update and prepare the financial statements on a going concern basis on the assumption that the functions of the Council will continue in operational existence for the foreseeable future. The Service Director – Finance is responsible for assessing each year whether or not it is appropriate for the Council to prepare its accounts on the going concern basis and disclosing, as applicable, matters related to going concern.

Auditor’s responsibilities for the audit of the financial statements

Our responsibility is to conduct an audit of the Council’s financial statements in accordance with International Standards on Auditing (UK) and to issue an auditor’s report. However, because of the matter described in the Basis for Disclaimer of Opinion section of our report, we were not able to obtain sufficient appropriate audit evidence to provide a basis for an audit opinion on these financial statements. In reaching this judgement we have complied with the requirements of the Code of Audit Practice and have had regard to the Local Audit Reset and Recovery Implementation Guidance published by the National Audit Office and endorsed by the Financial Reporting Council.

We are independent of the Council in accordance with the ethical requirements that are relevant to our audit of the financial statements in the UK, including the FRC’s Ethical Standard, and we have fulfilled our other ethical responsibilities in accordance with these requirements.

A further description of our responsibilities for the audit of the financial statements is located on the Financial Reporting Council’s website at www.frc.org.uk/auditorsresponsibilities. This description forms part of our auditor’s report.

Appendix B: Draft audit report

Report on the Council’s arrangements for securing economy, efficiency, and effectiveness in its use of resources

Matters on which we are required to report by exception

We are required to report to you if, in our view we are not satisfied that the Council has made proper arrangements for securing economy, efficiency and effectiveness in its use of resources for the year ended 31 March 2023.

On the basis of our work, having regard to the guidance issued by the Comptroller and Auditor General in January 2023, we have identified the following significant weaknesses in the Council’s arrangements for the year ended 31 March 2023:

Significant weakness in arrangements	Recommendation
<p>As referred to in the Annual Governance Statement, in October 2024, a former officer of the Council, who was dismissed in 2022, was found guilty of fraud by abuse of position and obtaining money transfers by deception over a period of nearly 19 years. The identified fraudulent transactions totalled almost £1m.</p> <p>On initial identification of the fraud, the Council took various action, including informing the police, introducing compensatory controls. In August 2022, the Council engaged forensic specialists to assess the situation and requested Internal Audit to review of the IT environment relating to financial controls. This latter review, which commenced in April 2023 and concluded in January 2024, highlighted a range of significant deficiencies in financial controls for the year ending 31 March 2022 and 31 March 2023.</p> <p>In our view, these deficiencies exposed the Council to a significant weakness in governance arrangements, including how the body monitors and assesses risk and how the body gains assurance over the effective operation of internal controls, including arrangements to prevent and detect fraud, that has led to a significant impact on the quality or effectiveness of the Council’s reputation.</p>	<p>The Council should continue to implement all remaining recommendations raised by Internal Audit to address all aspects of the control environment and put in place arrangements to test the effectiveness of the controls on a periodic basis, including any adjustments for changes in systems or processes that may have occurred.</p>

Appendix B: Draft audit report

Responsibilities of the Council

The Council is responsible for putting in place proper arrangements to secure economy, efficiency, and effectiveness in its use of resources, to ensure proper stewardship and governance, and to review regularly the adequacy and effectiveness of these arrangements.

Auditor's responsibilities for the review of arrangements for securing economy, efficiency, and effectiveness in the use of resources

We are required under Section 20(1)(c) of the Local Audit and Accountability Act 2014 to satisfy ourselves that the Council has made proper arrangements for securing economy, efficiency, and effectiveness in its use of resources. We are not required to consider, nor have we considered, whether all aspects of the Council's arrangements for securing economy, efficiency, and effectiveness in its use of resources are operating effectively.

We have undertaken our work in accordance with the Code of Audit Practice, having regard to the guidance issued by the Comptroller and Auditor General in November 2024.

Matters on which we are required to report by exception under the Code of Audit Practice

We are required by the Code of Audit Practice to report to you if:

- we issue a report in the public interest under section 24 of the Local Audit and Accountability Act 2014;
- we make a recommendation under section 24 of the Local Audit and Accountability Act 2014; or
- we exercise any other special powers of the auditor under sections 28, 29 or 31 of the Local Audit and Accountability Act 2014.

We have nothing to report in these respects.

We are also required by the Code of Audit Practice, to give an opinion on whether other information published together with the audited financial statements, is consistent with the financial statements. Because of the matter described in the Basis for Disclaimer of Opinion section we do not express an opinion on the financial statements. We also do not express an opinion on whether other information published together with the audited financial statements is consistent with the financial statements.

Use of the audit report

This report is made solely to the members of Gedling Borough Council, as a body, in accordance with part 5 of the Local Audit and Accountability Act 2014 and as set out in paragraph 44 of the Statement of Responsibilities of Auditors and Audited Bodies published by Public Sector Audit Appointments Limited. Our audit work has been undertaken so that we might state to the members of the Council those matters we are required to state to them in an auditor's report and for no other purpose. To the fullest extent permitted by law, we do not accept or assume responsibility to anyone other than the members of the Council, as a body, for our audit work, for this report, or for the opinions we have formed.

Certificate

We certify that we have completed the audit of Gedling Borough Council in accordance with the requirements of the Local Audit and Accountability Act 2014 and the Code of Audit Practice.]

OR

[Delay in certification of completion of the audit

We cannot formally conclude the audit and issue an audit certificate until we have completed [tailor the following bullets according to the reason(s) for withholding the certificate]:

- the work necessary to issue our assurance statement in respect of the [Council]'s Whole of Government Accounts consolidation pack;

[Signature]

Mark Surrige, Key Audit Partner

For and on behalf of Forvis Mazars LLP

2 Chamberlain Square
Birmingham
B3 3AX

[Date]

Appendix C: Key communication points

We value communication with Audit Committee as a two way feedback process at the heart of our client service commitment. ISA (UK) 260 *Communication with Those Charged with Governance* and ISA (UK) 265 *Communicating Deficiencies In Internal Control To Those Charged With Governance And Management* specifically require us to communicate a number of points with you.

Relevant points that need to be communicated with you at each stage of the audit are outlined below.

Form, timing and content of our communications

We will present the following reports:

- Our Audit Strategy and Completion Report; and
- Our Auditor's Annual Report

These documents will be discussed with management prior to being presented to yourselves and their comments will be incorporated as appropriate. We have taken the decision to report to you all of the matters which we would usually report in our Audit Strategy Memorandum and Audit Completion Report, within this single Audit Strategy and Completion Report given the nature of the backstop arrangements and the impact upon our audit.

Key communication points at the planning and completion stage of our audit communicated our Audit Strategy and Completion Report

- Our responsibilities in relation to the audit of the financial statements;
- The planned scope and timing of the audit and the effects of the backstop arrangements;
- Our commitment to independence;
- Responsibilities for preventing and detecting errors;
- Materiality and misstatements;
- Fees for audit and other services.
- Significant deficiencies in internal control;

- Significant findings from the audit including any significant matters discussed with management and significant difficulties, if any, encountered during the audit;
- Summary of misstatements and other corrections made to the draft financial statements;
- Management representation letter; and
- Our proposed draft audit report.

Contact

Forvis Mazars

Mark Surridge
Key Audit Partner

Tel: +44 (0)121 232 9600

mark.surridge@mazars.co.uk

Page 222

Forvis Mazars LLP is the UK firm of Forvis Mazars Global, a leading global professional services network. Forvis Mazars LLP is a limited liability partnership registered in England and Wales with registered number OC308299 and with its registered office at 30 Old Bailey, London, EC4M 7AU. Registered to carry on audit work in the UK by the Institute of Chartered Accountants in England and Wales. Details about our audit registration can be viewed at www.auditregister.org.uk under reference number C001139861. VAT number: GB 839 8356 73

© Forvis Mazars 2024. All rights reserved.

Report to Audit Committee

Subject: Annual Governance Statement and Statement of Accounts 2022/23

Date: 10 December 2024

Author: Chief Finance and Section 151 Officer

1 Purpose

To seek approval of the Council's Annual Governance Statement for 2022/23 and the Statement of Accounts for 2022/23.

Recommendations:

THAT:

- 1) Members approve the Annual Governance Statement for 2022/23 (Appendix 1);
- 2) Subject to approval of the Annual Governance Statement at recommendation 1, Members approve the Statement of Accounts for 2022/23 (Appendix 2)
- 3) Members note the Narrative Statement on pages 3 to 18 of the Statement of Accounts for 2022/23 (Appendix 2);
- 4) Members agree the Letter of Representation (Appendix 3);

2 Background

2.1 Overview

2.1.1 The Accounts and Audit Regulations 2015 require the Council to conduct a review of the effectiveness of the system of internal control and to prepare an Annual Governance Statement (AGS). The Council's AGS for 2022/23 is attached at Appendix 1, and also accompanies the Statement of Accounts

at pages 104 to 116 of Appendix 2. The Regulations require that the Annual Governance Statement must be approved in advance of the approval of the Statement of Accounts and accordingly the AGS will be signed by the Leader of the Council and the Chief Executive following its approval at this meeting.

- 2.1.1 In normal circumstances the Regulations also require the responsible financial officer to sign and date the Council's Statement of Accounts by 31 May 2023, and to certify that the Statement presents a true and fair view of the position of the authority and the authority's income and expenditure for the year. However, due a significant fraud being identified in July 2022 Mazars identified a number of additional audit procedures which were needed, the introduction of the Governments backstop arrangements of 13th December meant that Mazars had insufficient time to carry out the necessary procedures to provide assurance to complete an audit of the 2022/23 financial statements.
- 2.1.2 Again, in normal circumstances, the Regulations further require that by 31 July 2023 the Statement of Accounts must have been considered and approved by Members, and at Gedling this is within the remit of the Audit Committee. Following approval, the Statement of Accounts must be re-signed by the Chief Financial Officer (CFO) prior to being signed and dated by the Chair of the Audit Committee. The amended Regulations require that this consideration and CFO certification must be undertaken by 30 September 2023.
- 2.1.3 Please note that at the time of writing this report the final External Auditor's Report is in draft format, therefore the attached Statement of Accounts remains subject to audit adjustment. If any final changes are made, these will be highlighted for Members at the meeting.
- 2.1.4 In addition to the Annual Governance Statement and Statement of Accounts, the Council is required to prepare a Narrative Statement which includes comment on the Council's financial performance and the economy, efficiency and effectiveness of its use of resources over the financial year. This forms part of the Statement of Accounts and can be found at pages 3 to 18 of Appendix 2.
- 2.1.5 Once approved, the Council is required to publish the Annual Governance Statement, Statement of Accounts and Narrative Statement on its website.

2.2 The Economy

- 2.2.1 Against a backdrop of inflationary pressures, the easing of Covid restrictions, the Russian invasion of Ukraine, and a range of different UK Government policies, UK interest rates were volatile for all of 2022/23. Market commentators' misplaced optimism around inflation had been the

main cause of the turmoil in the bond markets. Central Banks were facing a challenging time as inflation was elevated but labour markets were extraordinarily tight, making it an issue of fine judgment as to how far monetary policy needed to tighten. The Bank of England Base Rate increased significantly throughout 2022/23, starting at 0.75% and finishing at 4.25%.

2.2.2 The Council continued to monitor the external environment to develop and refine its strategies to counter any threats from the wider economy. Ongoing pressures on costs and income streams were experienced during 2022/23 and these were expected to continue.

2.2.3 The Council's continuing robust financial position means that it remained relatively well placed to deal with ongoing challenges and worldwide uncertainty, albeit significant challenges ahead.

2.3 Accounting Practice Changes

2.3.1 There were no major changes to the CIPFA Accounting Code of Practice in 2022/23.

3 Proposal

3.1 Annual Governance Statement

3.1.1 The Council is responsible for ensuring that its business is conducted in accordance with the law and with proper standards; that public money is safeguarded and properly accounted for; and that it is used economically, efficiently and effectively. In accordance with the Accounts and Audit Regulations the Council conducts an annual review of the effectiveness of the system of internal controls and prepares an Annual Governance Statement (AGS).

3.1.2 Following the identification of a significant fraud in July 2022 and the Internal auditors 2022 review of the system of internal controls the Audit Committee considered the draft AGS at its meeting on 17 September 2024. Some minor changes have been made to the report since that date and it is proposed that the AGS for 2022/23, attached at Appendix 1, is now approved. Following such approval, the AGS will be signed by the Leader of the Council and the Chief Executive prior to its publication with the Statement of Accounts.

3.2 Statement of Accounts 2022/23

3.2.1 Financial Performance

The General Fund outturn figures for 2022/23 were reported to Cabinet on 6 July 2023. Net expenditure totalled £12,160,467, an underspending of £213,633 or 1.73%, when compared with the current approved estimate for 2022/23 as detailed below.

This underspend is primarily due to additional income in Leisure Centres, interest on investments and staffing savings across numerous services due to vacant posts. Whilst budgets have been changed as part of quarterly monitoring to reflect the current position at that time. During the year there still remained a level of uncertainty due to the current economic climate and increasing rates of interest and inflation.

General Fund Outturn Position 2022/23			
	Current Estimate 2022/23	Actual 2022/23	Variance to Current Estimate
	£	£	£
Local Pride & Community Engagement	881,200	754,542	(126,658)
Lifestyles, Health & Wellbeing	1,913,000	1,585,609	(327,391)
Environment	6,609,400	6,346,328	(263,072)
Sustainable Growth and Economy	1,580,400	2,297,408	717,008
Corporate Resources and Performance	3,123,900	611,519	(2,512,381)
Net Portfolio Budget	14,107,900	11,595,406	(2,512,494)
Transfers to/(from) Earmarked Reserves	(1,733,800)	565,061	2,298,861
Net Council Budget	12,374,100	12,160,467	(213,633)
Less Financing:			
Business Rates (net of coll. fund deficit)	(730,883)	(183,800)	547,083
Council Tax	(6,726,800)	(6,726,800)	0.00
Lower Tier Grant	(140,739)	(140,739)	0.00
Services Grant	(212,082)	(212,082)	0.00
Business Rates Levy	(25,801)	(25,801)	0.00
Revenue Support Grant	(488)	(488)	0.00
New Homes Bonus	(520,775)	(520,775)	0.00
Transfer (to)/from General Fund Balance	4,016,532	4,349,982	333,450

The General Fund Balance as 31 March 2023 was £1,017,800.

3.2.3 Capital Outturn 2022/23

Capital investment during 2022/23 totalled £4.699m and this was financed by the use of capital receipts, grants and contributions, S106 and CIL, General Fund revenue contributions and borrowing. The Council's total external debt at 31 March 2023 was £10.812m, all held with the Public Works Loan Board.

3.2.4 Collection Fund

Council Tax - The Council collects its own council tax and, as billing authority, for Nottinghamshire County Council, the Nottinghamshire Police and Crime Commissioner, the Combined Fire Authority and twelve parish councils. This has a significant impact on cashflow with nearly £82.419m collected but only around £6.727m retained for spending on services.

Business Rates - Under the Business Rates Retention Scheme the proportion of a local authority's income that arises from business rates will change according to movements in its local business rates income, providing an incentive for supporting local business growth. The Council's share of its business rates income in 2022/23 was £7.626m.

3.2.5 Balance Sheet

The Council's net worth increased during the year from a net liability of £12.822m on 1 April 2022 to a net asset of £26.360m at 31 March 2023.

➤ Pensions

The pension deficit decreased by £40.761m to £10.056m during 2022/23, mainly due to changes in the discount rate and technical calculations based on actuarial assumptions. Whilst the deficit has a significant impact on the Council's net worth (see above) it will be made good by increases in future contributions, and the technical valuation bears no relation to the cash position on the Pension Fund. Due to the requirements of local authority accounting, changes in the pension fund valuation do not have an immediate impact at taxpayer level.

➤ Short-term Creditors

The value of short-term creditors decreased by £5.853m.

➤ Short-term Debtors

The value of short-term debtors decreased by £1.986m.

3.2.6 Earmarked Reserves

The balance on earmarked reserves at 31 March 2023 was £6.200m, an increase of £0.078m.

3.3 Significant Issues arising in 2022/23

3.3.1 There were no significant technical accounting issues arising in 2022/23 that required inclusion in the draft Statement of Accounts signed by the Chief Financial Officer and published on 31 July 2023.

3.3.2 The Council's pension liability of £10.056m represents a significant amount and requires a statement of assurance from the Nottinghamshire Pension Fund auditors. Gedling's external auditors, Mazars, have advised that this has now been received.

3.4 Audit of Accounts Process

The Accounts are scrutinised by the Council's external auditors, Mazars, with whom the Chief Financial Officer discusses progress frequently.

Mazars requires each authority to provide a letter of representation, providing certain assurances about the completeness and accuracy of its Statement of Accounts. A copy of the draft letter of representation for 2022/23 is attached at Appendix 3.

The procedures that Mazars expects authorities to follow in providing a letter of representation are that it should be dated on or near the date that the auditors sign the audit opinion, and that it is signed by the person with responsibility for the financial statements after consultation with the Monitoring Officer on legal matters, and other matters as appropriate. It must be agreed by an appropriate committee of the Council, and in Gedling's case this is the Audit Committee.

As noted at 2.1.3 above, once the Audit Committee has considered and approved the Statement of Accounts, the Chief Financial Officer re-signs it prior to its signature by the Chair of the Audit Committee. The final External Auditors' Report, and the Auditors' Opinion, cannot be issued until this has been done.

4 Financial Implications

There are no financial implications directly arising from this report.

5 Legal Implications

The approval of the Annual Governance Statement and the Statement of Accounts is a process that is set out in statute namely the Accounts and

Audit Regulations 2015, as detailed in the report. The Council is required to comply with this statutory process which ensures openness and transparency in financial management.

6 Equalities Implications

There are no equalities implications directly arising from this report.

7 Carbon Reduction/Environmental Sustainability Implications

There are no carbon reduction/environmental sustainability implications arising from this report.

8 Appendices

1. Annual Governance Statement 2022/23;
2. Statement of Accounts 2022/23;
3. Draft Letter of Representation.

Statutory officer Approval:

Drafted by: Chief Financial Officer

Date: 3 December 2024

Approved by: Monitoring Officer

Date: 3 December 2024

This page is intentionally left blank

ANNUAL STATEMENT OF ACCOUNTS 2022/23

ANNUAL GOVERNANCE STATEMENT

1. Scope of Responsibility

- 1.1 Gedling Borough Council is responsible for ensuring that its business is conducted in accordance with the law and proper standards, and that public money is safeguarded and properly accounted for, and used economically, efficiently and effectively. Gedling Borough Council also has a duty under the Local Government Act 1999 to make arrangements to secure continuous improvement in the way in which its functions are exercised, having regard to a combination of economy, efficiency and effectiveness.
- 1.2 In discharging this overall responsibility, Gedling Borough Council is responsible for putting in place proper arrangements for the governance of its affairs, facilitating the effective exercise of its functions, including arrangements for the management of risk.
- 1.3 Gedling Borough Council has approved and adopted a local code of corporate governance, which is consistent with the principles of the CIPFA/SOLACE Framework *Delivering Good Governance in Local Government (2016)*. A copy of the authority's local code is on our website at <https://www.gedling.gov.uk/council/aboutus/financeandaccounts/> or can be obtained from the Director of Corporate Resources, Gedling Borough Council, Arnot Hill Park, Arnold, Nottingham. NG5 6LU. This statement explains how Gedling Borough Council has complied with the code and also meets the requirements of the Accounts and Audit Regulations 2015, which requires all relevant bodies to prepare an annual governance statement.

2. The Purpose of the Governance Framework

- 2.1 The governance framework comprises the systems and processes, culture and values by which the authority is directed and controlled and its activities through which it accounts to, engages with and leads its communities. It enables the authority to monitor the achievement of its strategic objectives and to consider whether those objectives led to the delivery of appropriate cost effective services.
- 2.2 The system of internal control is a significant part of that framework and is designed to manage risk to a reasonable level. It cannot eliminate all risk of failure to achieve policies, aims and objectives and can therefore only provide reasonable and not absolute assurance of effectiveness. The system of internal control is based on an ongoing process designed to identify and prioritise the risks to the achievement of Gedling Borough Council's policies, aims and objectives, to evaluate the likelihood and potential impact of those risks being realised, and to manage them efficiently, effectively and economically.
- 2.3 The governance framework has been in place at the Council for the year ended 31 March 2023 and up to the date of approval of the statement of accounts.

3. The Governance Framework

- 3.1 Gedling Borough Council's Local Code of Corporate Governance recognises that effective governance is achieved through the 7 core principles as identified in the CIPFA/SOLACE Framework *Delivering Good Governance in Local Government 2016 Edition*. These are:

ANNUAL STATEMENT OF ACCOUNTS 2022/23

ANNUAL GOVERNANCE STATEMENT

(A) Behaving with integrity, demonstrating strong commitment to ethical values, and respecting the rule of law.

(B) Ensuring openness and comprehensive stakeholder engagement.

Principles A and B permeate the implementation of principles C-G.

(C) Defining outcomes in terms of sustainable economic, social and environmental benefits.

(D) Determining the interventions necessary to optimise the achievement of the intended outcomes.

(E) Developing the entity's capacity, including the capability of its leadership and the individuals within it.

(F) Managing risks and performance through robust internal control and strong public financial management.

(G) Implementing good practices in transparency, reporting, and audit to deliver effective accountability.

3.2 Good governance is a dynamic process and the Council is committed to improving governance on a continuing basis through a process of evaluation and review. The Audit Committee on 15 March 2022 received the report on Gedling's "Local Code of Corporate Governance 2022/23" which set out in detail how the Council demonstrates that its governance structures comply with these seven core principles. An end of year review considered by Audit Committee on the 14 March 2023 has confirmed that these were in place for the whole of the financial year.

4. Governance Arrangements

4.1 There is a governance assurance framework through which the Council satisfies itself as to the effectiveness of its system of internal control. This takes as its starting point the Council's principal statutory objectives and our organisational objectives as set out in the Council's Corporate Plan. From this are identified the key risks to the achievement of the Council's objectives as set out within the Council's corporate, directorate and service risk registers.

4.2 The framework identifies the main sources of assurance on the controls in place to manage those risks, and it is the evaluation of those assurances that is the basis of this Annual Governance Statement.

4.3 The following documents establish these policies, aims and objectives at a strategic level:

- The Corporate Plan (The Gedling Plan);
- The Community Safety Partnership Strategy;
- The Local Plan;
- The Annual Budget and Performance Management Framework;
- The Financial Strategy;

ANNUAL STATEMENT OF ACCOUNTS 2022/23

ANNUAL GOVERNANCE STATEMENT

- The Treasury Management Strategy;
 - The Internal Audit Strategy;
 - The Risk Management Strategy;
 - The Equality and Diversity Policy;
 - The Counter Fraud and Corruption Strategy.
- 4.4 These high level plans are further supported by Service Plans. The Constitution provides clear guidance on how the Council operates, how decisions are made and the procedures and protocols to ensure that decisions and activities are efficient, transparent and accountable to local citizens. Some of these processes are required by law, whilst others are determined by the Council for itself. All of these documents are within the Council's Publication Scheme and available on the Council's website at www.gedling.gov.uk or can be inspected at the Council's Civic Centre, Arnot Hill Park, Arnold, Nottinghamshire.
- 4.5 Gedling's corporate governance framework defines the roles and responsibilities of the full Council, Cabinet, Scrutiny and officer functions as detailed in the Constitution, and demonstrates how the Council meets defined standards of governance in relation to its policies, aims and objectives.
- 4.6 The Council acknowledges its responsibility to ensure that it operates an effective system of internal control to maintain and operate controls over its resources. This system of internal control can only provide reasonable (not absolute) assurance that assets are safeguarded, transactions authorised and properly recorded, and that material errors or irregularities are prevented or would be detected within a reasonable period.
- 4.7 The internal control system includes:
- Annual review of the effectiveness of the Council's Corporate Governance Framework, including signed Assurance Statements from Directors and Heads of Service;
 - An established Counter Fraud and Corruption Strategy, including whistleblowing procedures, communicated to Members, officers and the public, and are available on the Council's website;
 - An established Audit Committee that undertakes the core functions as identified in CIPFA guidance;
 - The Terms of Reference for the Audit Committee which include specific responsibility for reviewing risk management procedures, including the reporting arrangements on strategic risks via a corporate risk scorecard;
 - A Risk Management Strategy that is led by Senior Management for the identification and evaluation of strategic and operational risks, and integrated with the work of Internal Audit to provide a holistic source of assurance aligned to corporate objectives;

ANNUAL STATEMENT OF ACCOUNTS 2022/23

ANNUAL GOVERNANCE STATEMENT

- A comprehensive risk management process that includes the identification of both strategic and operational risks which are held and maintained on corporate and directorate Risk Registers, and subject to regular review;
- Internal audit reviews are carried out using a risk-based audit approach with the emphasis on key financial systems. This work is undertaken in co-operation with the Council's External Auditor ensuring maximum use of Audit resources, and ensures that professional standards are maintained;
- Performance Plan monitoring, review and reporting;
- Facilitation of policy and decision making through the Constitution, Codes of Conduct and the decision-making process, Forward Plan and role of the Scrutiny Committee;
- The statutory roles of the Council's Head of Paid Service, Monitoring Officer and Chief Financial Officer place a duty on these post-holders to provide robust assurance on governance and ensure compliance with established policies, procedures, laws and regulations;
- Compliance with established policies, procedures, laws and regulations are monitored through the work of the Finance and Legal staff that are adequately trained and experienced;
- Budgetary and performance management reporting to management, Cabinet and Council;
- Formal project management guidelines;
- Business continuity planning processes;
- Adherence to good employment practices;
- Governance training has been provided to all key officers and Members, including induction training, and arrangements are in place for the ongoing continuation of that training.

5. **Financial Management**

- 5.1 Ensuring that an effective system of internal financial control is maintained and operated is the responsibility of the Chief Financial Officer.
- 5.2 Internal financial control is based on a framework of management information that includes the Financial Regulations, Contract and Procurement Rules and administration procedures, adequate separation of duties, management supervision, and a system of delegation and accountability.
- 5.3 The Council has produced comprehensive procedure notes/manuals for all key financial systems, and these are regularly reviewed. The controls created by management are evaluated to ensure:

ANNUAL STATEMENT OF ACCOUNTS 2022/23

ANNUAL GOVERNANCE STATEMENT

- Council objectives are being achieved;
- The economic and efficient use of resources;
- Compliance with policies, procedures, laws, rules and regulations;
- The safeguarding of Council assets;
- The integrity and reliability of information and data.

5.4 CIPFA issued in 2016 a Statement on “*The Role of the Chief Financial Officer in Local Government*”, and this covered five key areas. The Council can demonstrate how it conforms to these governance requirements as the Chief Financial Officer:

- is a member of the Senior Leadership Team and plays a key role in helping it to develop and implement strategy to resource and deliver the Council’s strategic objectives sustainably and in the public interest;
- is actively involved in, and able to bring influence to bear on, all material business decisions to ensure immediate and longer term implications, opportunities and risks are fully considered, and there is alignment with the Council’s overall financial strategy;
- leads the promotion and delivery by the whole Council of good financial management so that public money is safeguarded at all times and used appropriately, economically, efficiently and effectively;
- leads and directs the finance function, which is resourced to be fit for purpose;
- is professionally qualified and suitably experienced.

5.5 CIPFA issued in 2019 a Statement on the Role of the Head of Internal Audit, and this covered five key principles. The Council can demonstrate how it conforms to these governance requirements as the Head of Internal Audit:

- Objectively assesses the adequacy and effectiveness of governance and management of risks, giving an evidence based opinion on all aspects of governance, risk management and internal control;
- champions best practice in governance and comments on responses to emerging risks and proposed developments;
- is Gurpreet Dulay, a Partner of BDO UK, and he (or his BDO representatives) have regular and open engagement across Gedling Borough Council, particularly with the Leadership Team and with the Audit Committee;
- leads and directs an internal audit service that is resourced appropriately, sufficiently and effectively;
- is professionally qualified and suitably experienced.

6. Review of Effectiveness

6.1 Gedling Borough Council has responsibility for conducting, at least annually, a review of the effectiveness of its governance framework including the system of internal control. The review of effectiveness is informed by the work of the executive managers within the authority who have responsibility for the development and maintenance of the governance environment, the Head of Internal Audit’s annual report, and also by comments made by the external auditors and other review agencies and inspectorates.

6.2 The Council is committed to the maintenance of a system of internal control which:

ANNUAL STATEMENT OF ACCOUNTS 2022/23

ANNUAL GOVERNANCE STATEMENT

- Demonstrates openness, accountability and integrity;
- Monitors and reviews compliance with established policies, procedures, laws and regulations and effectiveness against agreed standards and targets;
- Monitors and reviews the effectiveness of the operation of controls that have been put in place;
- Identifies, profiles, controls and monitors all significant strategic and operational risks;
- Ensures that the risk management and control process is monitored for compliance.

6.3 Assurance From Executive Managers

In preparing this statement each Head of Service and Director has signed an assurance checklist. The checklist requires assurance that services are operating in compliance with the Council's policies, procedures and practices and with the internal control and governance assurance framework. The checklist asked each Head of Service to draw attention to any matters in respect of which internal controls were not working well and required a positive assurance that apart from those areas which were identified for improvement that the controls within the service had been, and are, working well. Each Head of Service gave a positive assurance with no material risk issues raised. An emerging issue relating to a challenge received of possible non-compliance with legal responsibilities in the area of Public Protection income was noted and is under review and assessment.

6.4 Assurance from Internal and External Audit

Two of the key assurance statements the Council receives, and the external auditor's review of Value for Money arrangements and the annual report and opinion of the Head of Internal Audit:

External Auditor (Mazars) Value for Money arrangements:

The Code of Audit Practice issued by the National Audit Office requires External Audit to consider if the Council has proper arrangements for securing economy, efficiency and effectiveness in its use of resources, reporting by exception where they have identified significant weakness in those arrangements.

The external auditor is required to report under three specified criteria:

- Financial Sustainability – How the Council plans and manages its resources to ensure it can continue to deliver its services;
- Governance – How the Council ensures that it makes informed decisions and properly manages its risks;
- Improving economy efficiency and effectiveness – How the Council uses information about its costs and performance to improve the way it manages and delivers its services.

ANNUAL STATEMENT OF ACCOUNTS 2022/23

ANNUAL GOVERNANCE STATEMENT

For the year ended 31 March 2023 The Head of Internal Audit (BDO) Annual Report and Annual Statement for 2022/23, concluded:

- We are able to provide the Council with Limited Assurance of its system of controls. The Chief Executive has publicly reported that "Gedling Borough Council recently uncovered a significant fraud allegedly involving a member of staff from within the organisation". We have also issued High findings and Limited opinions for other reports, including Business Continuity and Emergency Planning and Workforce Strategy. Although we have not fully concluded our work on the Counter Fraud and Corruption Strategy review, on the balance of issues identified and opinions across other reviews, we are able to provide our annual opinion in lieu of this.*
- Due to vacancies and absences the Council has a small senior leadership team (SLT), impacting the leadership and management of the organisation. We have had positive engagement in the delivery of our 2022/23 internal audit plan and the initial planning stages and early reviews in our 2023/24 internal audit plan. However, high levels of reliance on few individuals have resulted in delays to some of our work.*
- Delays in implementing recommendations continues to be clear from across the Council, with Medium recommendations raised in 2020/21 relating to Health & Safety, Commercialisation and Taxi Licensing that are not yet implemented. This was also identified in our 2021/22 Annual Report where delays in management responses to draft report and implementing recommendations was accredited to staff issues, which we were informed had been solved through recruitment. There is a potential that control weaknesses remain if recommendations are not implemented in a timely manner, exposing the Council to potential risk.*
- The Council's 2021/22 statutory accounts still have not been signed off by external audit due to the ongoing fraud investigation. Mazar's report to the Audit Committee in March 2023 noted that further substantive testing will be required and the prospective timetable is for the accounts to be signed off in November 2023. The delays to the accounts indicates weaknesses in financial controls and the financial environment, driven by turnover and absence of key finance staff.*
- In January 2023 the Council identified that it had undercharged for taxi licences by £430,728 between 2016/17 and 2021/22. In the same period it overcharged for vehicle licences by £124,186 and operator licences by £12,542. As a result, the Council has committed to refunding these customers with interest, costing the Council up to £150,000. While these relate to historic transactions, we have considered this as relevant in this Annual Report due to the timing of this being identified.*

The Head of Internal Audit's Annual Report also details evidence of BDO's own compliance with the Public Sector Internal Audit Standards against which they are externally assessed every five years. This provides assurance that the internal audit provision is effective.

ANNUAL STATEMENT OF ACCOUNTS 2022/23

ANNUAL GOVERNANCE STATEMENT

- 6.5 We have been advised on the implications of the result of the review of the effectiveness of the governance framework by the Audit Committee, and that the arrangements continue to be regarded as fit for purpose in accordance with the governance framework. The areas already addressed and those to be specifically addressed with new actions planned are outlined in section 7 below.

7. **Significant Governance Issues**

- 7.1 The control framework described above facilitates the identification of any areas of the Council's activities where there are significant weakness in the financial controls, governance arrangements of the management of risk.

As detailed in paragraph 6 above the annual review of the effectiveness has been completed and the Council was provided with Limited Assurance of its system of controls.

7.2 Significant Issues Arising 2022/23

7.2.1 Covid-19 Pandemic

The first impact of Covid-19 on our governance arrangements emerged in March 2020, had a significant impact throughout 2020/21 and continued into 2021/22 and 2022/23. Whilst the direct impact of Covid-19 is currently lessening in 2023/24 it continues to impact on service delivery.

The key governance issues arising from the pandemic have been effectively addressed as demonstrated through regular reports to Cabinet on the Council's response to the pandemic and the impact on the Gedling Plan.

7.2.2 Management Arrangements and Workforce Capacity

The Council approved a review of the senior management structure as part of its efficiency programme with a phased implementation timescale recognising the need to balance the requirements of delivering efficiencies with appropriate management capacity to ensure effective governance and the continued delivery of strategic objectives.

It was recognised at the outset that new ways of working will be required to ensure successful delivery and there is potential for some capacity reductions to arise during this period of change which may impact on governance compliance and service planning which will require appropriate prioritisation to ensure Gedling Plan delivery is aligned to resources and to maintain staff morale.

As detailed in paragraph 7.2.1 and 7.2.3, the risk to workforce capacity is further exacerbated by the impact of Covid-19 pandemic and resulting backlogs and the emerging cost of living of living crisis.

The Head of Internal Audit's opinion detailed at paragraph 6.4 identifies a concern about the timeliness of management responses to draft reports and the implementation of agreed audit actions. Staff capacity issues are acknowledged as a potential reason for this arising which need to be addressed.

ANNUAL STATEMENT OF ACCOUNTS 2022/23

ANNUAL GOVERNANCE STATEMENT

7.2.3 Economic Growth / Cost of Living Crisis

Both Brexit and Covid-19 had a major adverse impact on the economy and whilst effective vaccines improved the economic outlook, the related ongoing uncertainty continued to create major challenges for economic forecasting.

Overall the balance of risk to economic growth in the UK is now to the downside, with significant risks related to: labour supply shortages proving more enduring and depressing economic activity; inflationary pressures not being effectively controlled by monetary policy interventions; UK/EU trade agreements being effective.

The Council introduced a number of incentives to support staff and the public:

- Staff on lower grades were given a one-off cost of living payment of £250.
- The payment of £6.9m of mandatory energy bill rebates distributed in accordance with the Governments scheme to pay £150 to Households in council tax bands A to D.
- The payment of discretionary housing payments of £171,800, which has been distributed in accordance with eligibility criteria.
- The Council also made provision to alleviate the impact of some of the pressures for the most financially vulnerable residents and delivered £86,200 of Hardship relief to council taxpayers who are in receipt of Council Tax Reduction scheme support and an additional £49,100 to care leavers.

Key potential risk issues will be monitored via the established Risk Management process and include:

- a direct impact on service delivery and workforce capacity arising from increased service demand pressures and new initiatives to support vulnerable households.
- Interrupted supply chains directly affecting service delivery;
- Budget pressures due to rising inflation for example pay pressures, fuel and utilities, reduced fees and charges income.

7.2.4 The CIPFA Financial Management Code

CIPFA introduced the Financial Management Code (FM Code) 2019, which sets out for the first time, the standards of financial management for local authorities. Adoption of the Code was required from 1 April 2021 and was included the Annual Governance Statement (AGS) Action Plan for 2021/22. A self-assessment providing assurance that the standards of the FM Code are being met was considered by Audit Committee in September 2021 and some improvement actions were noted.

The implementation of the majority being implemented in 2021/22 and outstanding actions implemented in 2022/23 as detailed in the paragraphs below, including for example, implementation of the Officer Declarations of Interest process.

It should be noted that compliance with the FM Code is an ongoing requirement and new actions to both maintain and improve standards will be a normal feature of securing effective financial management and continuous improvement.

ANNUAL STATEMENT OF ACCOUNTS 2022/23

ANNUAL GOVERNANCE STATEMENT

7.2.5 Fraudulent Activity

A sophisticated fraud which took place over a number of decades, conducted by an individual with key inside knowledge of the council's financial systems using sophisticated techniques was discovered in July 2022.

Upon discovery of the fraud the individual was suspended and subsequently dismissed following a thorough investigation by the Council and its internal auditors (BDO), the Council co-operated with the relevant bodies and a prosecution commenced in 2024 with the individual being sentenced to 5 years imprisonment in October 2024.

The financial impact of the fraudulent activity has been quantified as £934,343. During 2022/23 £327,750 was recovered from Nottinghamshire Local Government Pension Scheme leaving a balance of £606,593 which is currently being pursued via an insurance claim.

Following discovery of the fraud the Council have conducted training for all staff in fraud awareness and commissioned an extensive internal audit and implemented numerous changes in its processes. Recent changes in legislation have also put more measures in place to prevent this type of fraud from happening in the future. 7.3 Action Plans

7.3.1 Review of Progress in 2022/23

The 2021/22 Annual Governance Statement (AGS) identified the following control or risk issues and some issues deferred from the previous year which whilst not significant were included, through its proactive and holistic approach to Governance. The progress is detailed below:

2022/23 AGS Actions:

- Officer Training – *A suitable training programme for staff will need to be developed following the outcome of the Constitution review, which would include training in financial management.*

The training programme commenced in 2019/20, covering Local Government Governance Basics; Reporting and Decision Making; Contract Standing Orders and Procurement; Contracts Risk Management; Members Code of Conduct. Further training was delivered during 2021/22 including Fraud Awareness Training. Due to the ongoing impact of Covid-19 response work, the adoption of the Constitution was completed in March 2022 and associated training will now take place in 2022/23 to include Financial Regulations, Contracts and Procurement Rules and the development of Fees and Charges.

Action: Chief Financial Officer and Monitoring Officer – Completed 2022/23.

- Officer Declaration of Interests – *The review of the Counter Fraud and Corruption Strategy identified improvements to the process for officer declaration of interests that was due to be implemented in 2021/22 but has been deferred due to the impact of the Covid-19 response work.*

Action: Chief Financial Officer and Monitoring Officer – Completed 2022/23

ANNUAL STATEMENT OF ACCOUNTS 2022/23

ANNUAL GOVERNANCE STATEMENT

- Sustainable Medium Term Financial Plan – *A mid-year review of the Medium Term Financial Plan will be presented to Cabinet to consider the emerging risk of the economic downturn, increasing inflationary pressures and the war in Ukraine. To consider the impact of rising prices, including pay pressures, fuel and utilities, the potential adverse supply impacts on service delivery, and increasing service demand pressures from vulnerable households. A budget consultation will be completed during the summer to inform the development of the future Gedling Plan 2023-27 to ensure service priorities are aligned to the resources available.*

Action: Chief Financial Officer/Senior Leadership Team – Completed in Autumn 22

- Workforce Capacity – *To monitor the emerging risk of restrictions on workforce capacity to the delivery of the Gedling Plan and to governance compliance. Prioritise Gedling Plan actions to ensure alignment with resources available and to maintain staff morale. Workforce capacity is being impacted by: Covid-19 service impacts and the resulting backlog of service plan actions; implementation of the management restructure to deliver required efficiency savings requiring new ways of working to ensure success resulting in capacity reductions during this period of change; and the cost of living crisis increasing demands to support for vulnerable households.*

Action: Senior Leadership Management Team - Ongoing

- Emergency Planning Arrangements and Business Continuity Plans – *A review of emergency planning arrangements to incorporate lessons learned from the Covid-19 pandemic response and an update of all Business Continuity Plans to ensure they are fit for purpose for all business continuity risks. To include emergency planning training, in particular related to cyber risk.*

Action: Head of Governance and Customer Services – Work continues into 2023/24.

- Audit Committees in Local Authorities – *To review and adopt: the principles of CIPFA's Position Statement: Audit Committees in Local Authorities, which was published early in 2022/23 and aims to ensure that effective audit committee arrangements are in place in order to meet statutory responsibilities; the latest recommendations regarding independent audit committee members being proposed by Government following the Redmond Review and the introduction of the new Audit Reporting and Governance Authority. To determine and deliver appropriate training for committee members.*

Action: Chief Financial Officer – Ongoing

- Financial Management Code Compliance Update – *Ongoing monitoring of compliance with the Financial Management Code and implementation of planned actions.*

Action: Chief Financial Officer – Ongoing

ANNUAL STATEMENT OF ACCOUNTS 2022/23

ANNUAL GOVERNANCE STATEMENT

Internal Audit Actions Implementation – *to implement system improvements to support the monitoring and timely implementation of internal audit actions by management.*

Action: Head of Finance and ICT - September 2022

7.3.2 Actions 2023/24

Based on our review of the Governance Framework, the following control and risk issues will be addressed in 2023/24. Whilst not all actions represent significant issues, all planned governance actions are included to provide a proactive and holistic approach to Governance:

- Sustainable Medium Term Financial Plan – *A mid-year review of the Medium Term Financial Plan will be presented to Cabinet to consider the emerging risk of the economic downturn, increasing inflationary pressures and supply chain issues, and the war in Ukraine. To consider the impact of rising prices, including pay pressures, fuel and utilities, the potential adverse supply impacts on service delivery, and increasing service demand pressures from vulnerable households. A budget consultation will be completed during the summer to inform the development of the future Gedling Plan 2023-27 to ensure service priorities are aligned to the resources available.*

Action: Chief Financial Officer/Senior Leadership Team – Ongoing

- Workforce Capacity – *To monitor the emerging risk of restrictions on workforce capacity to the delivery of the Gedling Plan and to governance compliance. Prioritise Gedling Plan actions to ensure alignment with resources available and to maintain staff morale. Workforce capacity is being impacted by: Covid-19 service impacts and the resulting backlog of service plan actions; implementation of the management restructure to deliver required efficiency savings requiring new ways of working to ensure success resulting in capacity reductions during this period of change; and the cost of living crisis increasing demands to support for vulnerable households.*

Action: Senior Leadership Management Team - Ongoing

- Emergency Planning Arrangements and Business Continuity Plans – *A review of emergency planning arrangements to incorporate lessons learned from the Covid-19 pandemic response and an update of all Business Continuity Plans to ensure they are fit for purpose for all business continuity risks. To include emergency planning training, in particular related to cyber risk.*

Action: Head of Governance and Customer Services - March 2024

- Audit Committees in Local Authorities – *To review and adopt: the principles of CIPFA's Position Statement: Audit Committees in Local Authorities, which was published early in 2022/23 and aims to ensure that effective audit committee arrangements are in place in order to meet statutory responsibilities; the latest recommendations regarding independent audit committee members being*

ANNUAL STATEMENT OF ACCOUNTS 2022/23

ANNUAL GOVERNANCE STATEMENT

proposed by Government following the Redmond Review and the introduction of the new Audit Reporting and Governance Authority. To determine and deliver appropriate training for committee members.

Action: Chief Financial Officer – March 2024

- Financial Management Code Compliance Update – *Ongoing monitoring of compliance with the Financial Management Code and implementation of planned actions.*

Action: Chief Financial Officer – March 2024

- Internal Audit Actions Implementation – *to implement system improvements to support the monitoring and timely implementation of internal audit actions by management.*

Action: Head of Finance and ICT - September 2024

- 7.4 We propose over the coming year to take steps to address the above matters to further enhance our governance arrangements. We are satisfied that these steps will address the need for improvements that were identified in our review of effectiveness and will monitor their implementation and operation as part of our next annual review.

Mike Hill
Chief Executive

Date:

John Clarke
Council Leader

Date:

This page is intentionally left blank

2022/2023



Gedling Borough Council

Annual Statement of Accounts

2022/2023

Unaudited

ANNUAL STATEMENT OF ACCOUNTS 2022/23

This page is intentionally blank

GEDLING BOROUGH COUNCIL
ANNUAL STATEMENT OF ACCOUNTS 2022/23
TABLE OF CONTENTS

(1) INTRODUCTION

Table of Contents	1
Table of Notes to the Accounts	2
Narrative Report	3 - 18

(2) ANNUAL STATEMENT OF ACCOUNTS

Statement of Accounting Policies	19 - 35
Statement of Responsibilities (including the Chief Financial Officer's Certificate)	36

FINANCIAL STATEMENTS: 37

The Comprehensive Income and Expenditure Statement shows the accounting cost in the year of providing services in accordance with International Reporting Standards (IFRS), rather than the amounts to be funded from taxation (which are shown in the Expenditure Funding Analysis at note 5 on page 46). The Movement in Reserves Statement (MiRS) shows how the Council's resources, or "net worth", moved over the year, and the Balance Sheet shows how those resources were held at the year-end in the form of assets and liabilities. Finally the Cashflow Statement shows how the Council's cash balances have moved over the year.

Comprehensive Income and Expenditure Statement (CIES)	38
Movement in Reserves Statement (MiRS)	39
Balance Sheet	40 - 41
Cash Flow Statement	42
Notes to the Accounts (see index on page 2)	43 - 91
Collection Fund Accounts	92 - 96

(3) AUDIT STATEMENTS: 97 - 102

(4) ACCOMPANYING STATEMENTS: 103

Annual Governance Statement	104 - 116
-----------------------------	-----------

ANNUAL STATEMENT OF ACCOUNTS 2022/23

TABLE OF NOTES TO THE ACCOUNTS

<u>NOTE</u>	<u>PAGE</u>	<u>DESCRIPTION</u>
1	43	Accounting policies
2	43	Accounting standards issued but not adopted
3	43	Critical judgements in applying accounting policies
4	43-45	Assumptions about the future and estimation uncertainty
5	46	Expenditure and Funding Analysis
6	47-48	Note to the Expenditure and Funding Analysis
7	48	Segmental analysis
8	49	Expenditure and Income analysed by nature
9	50-53	Adjustments between accounting basis and funding basis under regulations
10	54-55	Earmarked reserves
11	56-57	Analysis of grants and contributions included in CIES
12	58	Capital expenditure and capital financing
13	59-61	Property, plant and equipment
14	61-62	Investment properties
15	62	Intangible assets
16	63-66	Financial instruments
17	67-68	Nature of risk arising from financial instruments
18	68-69	Long-term debtors
19	69	Short-term debtors
20	69	Cash and cash equivalents
21	70	Short-term creditors and receipts in advance
22	70	Provisions
23	71	Usable reserves
24	71-75	Unusable reserves
25	76	Cash flow - operating activities
26	77	Cash flow - investing activities
27	77	Cash flow - financing activities
28	77-78	Members' allowances
29	78	External audit costs
30	79-80	Officers' remuneration
31	80	Termination benefits
32	81-88	Post-employment benefits
33	89-90	Related parties
34	90	Contingent liabilities
35	90-91	Contingent assets
36	91	Events after the balance sheet date
37	91	Leases

ANNUAL STATEMENT OF ACCOUNTS 2022/23

NARRATIVE REPORT

1. Introduction to Gedling Borough

The Borough of Gedling is home to an estimated 117,800 people living in just over 53,000 households and is also the base for around 5,000 businesses. It covers 120 square kilometres on the outskirts of Nottingham and is a Borough of contrasts, with an urban commuter base centred on the towns of Carlton and Arnold, extending out to rural farmland and villages including Calverton, Ravenshead and Woodborough.

Gedling's vision is clear: we are responsible for a wide range of local services that matter to our residents in the borough. However, we do not limit our interest to those services we are directly accountable for but rather seek to influence and make a difference in all aspects of community life. At the centre of what we do is the motto "Serving People, Improving Lives" by which we aim to fulfil our ambition of being regarded as an excellent Council by the people and businesses we serve and the staff we employ and by making a positive difference to people's lives as well as creating opportunities for everyone to fulfil their full potential.

Managing a net revenue budget of £12.4m and a revised capital budget of over £11.9m, the Council provides a wide range of services for its residents as detailed in our Gedling Plan 2020-23.

Gedling has a strong record of delivering high-quality, low-cost services, but the Council continues to face cuts in central government funding, making this an ever-increasing challenge to maintain. Funding cuts have come at a time of increasing demands for services from a growing and increasingly ageing population, together with inflationary pressures, in particular the Government's removal of the public sector pay cap has impacted on pay expectations in local government. The Covid-19 pandemic has had an unprecedented impact upon the Council both financially and in performance terms. The financial environment facing the Council is expected to continue to be challenging in 2023/24 and beyond. Details of the plans made by the Council for 2022/23, the performance achieved against those plans and a look forward to 2023/24 and beyond are given in the following sections.

2. Gedling's Plans for 2022/23

The Gedling Plan 2020-23, summarising how the Council would work with its partners to improve the lives of its residents, support local businesses and provide high quality and excellent value for money services, was approved by Council on 5 March 2020. This document set out the Council's five priorities, and all Gedling's plans are structured around these priorities, which are summarised below:

- ❖ High Performing Council – to be a high performing, efficient and effective Council.
- ❖ Cohesive, Diverse and Safe Communities - to promote strong, resilient communities and reduce hardship and inequality.
- ❖ Vibrant Economy - to promote and drive sustainable growth across the borough to meet current and future needs.
- ❖ Sustainable Environment - to promote a sustainable environment.
- ❖ Healthy Lifestyles – to promote the health and wellbeing of our residents.

2022/23 Budget Highlights

On 27 October 2021, the Chancellor of the Exchequer announced both the Autumn Budget and the Spending Review outlining the Government's spending plans for the next three years by setting budgets for each central government department. This included an average increase in Core Spending Power for local government of 3% in real terms over the Spending Review 2021 period. This includes £4.8 billion of new grant funding primarily to meet social care pressures.

The Chancellor did not make any announcements about the future of the Fair Funding Review (also known as the Review of Relative Needs and Resources), the move to 75% Business Rates Retention,

ANNUAL STATEMENT OF ACCOUNTS 2022/23

NARRATIVE REPORT

the Business Rates reset or New Homes Bonus reform. There was also no comment on whether local government could expect a three year local government finance settlement from 2022/23.

The conclusions of the Government's review of business rates were also published alongside the Autumn Budget and Spending Review 2021. The Government announced that, among other measures, the business rates multipliers would be frozen for a second year from 1 April 2022 whilst a new temporary business rates relief for eligible retail, hospitality and leisure properties would apply in 2022/23 that would see eligible properties receive 50% relief up to a cap of £110,000 per business. Local authorities would be fully compensated for the loss of income as a result of these business rates measures and would receive new burdens funding for administrative costs.

The Chancellor announced that the Government would publish a Levelling Up White Paper by the end of the year setting out in more detail their framework and next steps towards levelling up opportunities and boosting livelihoods across the country and that the UK Shared Prosperity Fund worth over £2.6 billion over the next three years would replace the EU Structural Fund programme.

On 7 November 2021 the Secretary of State for Levelling Up, Housing and Communities announced that the Government would abandon moves towards 75% Business Rates Retention as they considered that it conflicted with their levelling up agenda. Instead the Government would look to progress the Fair Funding Review and examine the mechanism for redistributing funding to the local authorities most in need.

On 2 February 2022 the Government published the Levelling Up White Paper..

The 2021/22 Settlement determines how much Revenue Support Grant central government will give to each local authority in England in 2022/23 and sets the Baseline Funding Level for Business Rates (the actual amount of business rates funding will be determined by the actual amount of rates collected and movements in the business rates base in accordance with the business rates retention scheme). The final settlement figures announced on 7 February 2022 related only to 2022/23 and there was no multi-year settlement that many local authorities were hoping for. The one year settlement means that there is still no clarity over funding levels after March 2023. This hampers meaningful financial planning at a time when demand and inflationary pressures are increasing. There are still no firm timescales for the commencement of the Fair Funding Review.

The 2022/23 Settlement Funding Assessment (SFA) figures are set out in the table below along with those for previous periods for comparative purposes:

Year	Revenue Support Grant £	Business Rates £	Total SFA £	Cash (Reduction) /Increase £	Movement from Prev. Year	Movement from 2015/16 (last CSR)
2015/16	2,146,200	2,792,300	4,938,500			
2016/17	1,415,700	2,815,500	4,231,200	(707,300)	-14.3%	-14.3%
2017/18	780,500	2,873,000	3,653,500	(577,700)	-13.7%	-26.0%
2018/19	384,900	2,959,300	3,344,200	(309,300)	-8.5%	-32.3%
2019/20	0	3,027,100	3,027,100	(317,100)	-9.5%	-38.7%
2020/21	0	3,076,400	3,076,400	49,300	+1.6%	-37.7%
2021/22	0	3,076,400	3,076,400	0	0%	-37.7%
2022/23	500	3,076,400	3,076,900	500	0%	-37.7%

The new element of Revenue Support Grant (RSG) relates to funding for Individual Electoral Registration (IER) which has been rolled into RSG for 2022/23.

The total cumulative settlement reductions equate to 37.7% or £1.86m in cash terms over the periods from 2016/17 to 2022/23 compared to the base position of 2015/16. Total settlement reductions compared to the amount received in 2010/11 are £5.8m or 65% by 2022/23. This is the same position as last year.

ANNUAL STATEMENT OF ACCOUNTS 2022/23

NARRATIVE REPORT

SFA is reduced to 25% of Gedling's net budget for 2022/23, compared to 60% in 2010/11.

The budget approved by the Council on 3 March 2022 included major budget pressures relating to the pay award and the 'cost of living' crisis.

3. Gedling's Performance in 2022/23

a. Financial Performance

During 2022/23, Cabinet received the usual Gedling Plan monitoring reports by portfolio for decision making (see the Expenditure and Funding Analysis at disclosure note 5 on page 46) and approved budget amendments to align resources to meet identified budget pressures, managing within the overall maximum capital and revenue budgets approved by Council, which included approved budget carry forwards from 2021/22.

Capital Outturn

Summary capital outturn expenditure by portfolio is shown below, together with its financing:

Capital Outturn	Revised Estimate 2022/23 £000	Actual 2022/23 £000	Variance 2022/23 £000
Capital Expenditure:			
Local Pride & Community Engagement	145	93	(52)
Lifestyles, Health & Wellbeing	90	64	(26)
Environment	1,874	1,034	(840)
Sustainability & Growth	8,569	2,963	(5,606)
Corporate Resources & Performance	1,255	545	(710)
Total Capital Expenditure	11,933	4,699	(7,234)
Financing:			
Capital Receipts	(611)	(572)	39
Capital Grants and Contributions	(3,449)	(2,204)	1,245
General Fund Revenue Contribution	(378)	(99)	279
Developer Contributions	(4,859)	(226)	4,633
Borrowing	(2,636)	(1,598)	1,038
Total Financing	(11,933)	(4,699)	7,234

Requests for carry forward of budgets to 2023/24 totalled £7.205m.

Major investments in services during the year included:

- ❖ £0.727m on the Arnold Market development.
- ❖ £1.362m provided for Disabled Facilities Grants.
- ❖ £0.313m on measures to enhance the provision of temporary accommodation.
- ❖ £0.851m on replacement vehicles.
- ❖ £0.580m provided for Green Homes Grant Scheme.

At the end of the year capital grants and contributions received but not yet applied to capital expenditure totalled £6.94m. These capital reserves remain available for use in future years.

ANNUAL STATEMENT OF ACCOUNTS 2022/23

NARRATIVE REPORT

The Capital Financing Requirement represents the Council's underlying "need" to borrow for capital purposes and totalled £12.621m at 31 March 2023. No PWLB loans matured during 2022/23 and no additional PWLB loans were taken out in the year. Total external debt as at 31 March 2023 totalled £10.812m and therefore the Council remained in an "internally borrowed position", effectively using some of its reserves and balances to support capital expenditure in the short term. This approach is deemed prudent since although borrowing and investment rates are starting to increase, any further borrowing in advance of cash flow requirements would result in a significant additional cost to carry the extra debt. The Council has access to borrowing facilities at concessionary "certainty" rates from the PWLB. Loans taken from PWLB have special characteristics in that interest rates are based on the Government's cost of borrowing, rather than on market rates.

Revenue Outturn

Summary outturn revenue expenditure by portfolio is shown below, together with its financing:

Revenue Outturn	Estimate 2022/23 £000	Actual 2022/23 £000	Variance £000
Portfolio:			
Local Pride & Community Engagement	881	755	(126)
Lifestyles, Health & Wellbeing	1,913	1,586	(327)
Environment	6,610	6,346	(264)
Sustainable Growth & Economy	1,580	2,297	717
Corporate Resources & Performance			(2,512)
Net Portfolio Budget	14,108	11,596	(2,512)
Transf'd (from)/to Earmarked Reserves	(1,734)	565	2,299
Net Council Budget	12,374	12,161	(213)
Financing:			
Business Rates	(731)	(184)	547
Council Tax	(6,727)	(6,727)	0
Lower Tier Grant	(141)	(141)	0
Service Grant	(212)	(212)	0
Business Rates Levy	(25)	(25)	0
Revenue Support Grant	(1)	(1)	0
New Homes Bonus	(521)	(521)	0
Transfer (from)/to General Fund Balance	(4,016)	(4,350)	(334)
Total Financing	(12,374)	(12,161)	213

The table shows an net underspend of £213.633 against the current approved Net Council Budget, equating to 1.73%. This underspend is primarily due to additional income in Leisure Centres, interest on investments and staffing savings across numerous services due to vacant posts. Whilst budgets have been changed as part of quarterly monitoring to reflect the current position at that time. During the year there still remained a level of uncertainty due to the current economic climate and increasing rates of interest and inflation.

ANNUAL STATEMENT OF ACCOUNTS 2022/23

NARRATIVE REPORT

The General Fund balance at 31 March 2023 is £0.83m. This remaining balance will be available to support future revenue expenditure.

In addition to the General Fund balance, earmarked reserves are sums set aside to provide financing for specific future expenditure plans. The total balance of such reserves at 31 March 2023 is £6.200m as opposed to £6.122m at 31 March 2022.

Council Tax

Gedling collects its own council tax and, as a billing authority, for Nottinghamshire County Council, the Nottinghamshire Police and Crime Commissioner, the Combined Fire Authority and twelve parish councils. This has a significant impact on the Council's cash flow with the Council planning to collect around £83.6m and retaining only its own £6.7m for spend on services in 2022/23. Gedling's element of the council tax was increased by £5 (for a Band D equivalent property) in 2022/23 and during the year 97.83% of council tax due was collected, against a target of 98.5%.

Non-Domestic Rates

Under the Business Rates Retention Scheme, Gedling collects business rates income and pays over the appropriate shares to Central Government, Nottinghamshire County Council and the Combined Fire Authority. Gedling was due to collect business rates income of £23.2m in 2022/23 after applying a number of reliefs announced by the Government. These reliefs and the accompanying compensation grants from the Government impacted the Council's cash flow during 2022/23 and this impact will continue for a number of years. Gedling's share of business rates income amounted to £0.2m in 2022/23.

The Business Rates Retention Scheme introduced a requirement to maintain a provision for rating appeals. The system is complex and neither the degree of successful appeals nor the reduction in rateable value achieved can be pre-determined. Using the best information available the total provision at 31 March 2023 is £3.45m, of which Gedling's share under the scheme is £1.38m. This represents an decrease of Gedling's share £0.27m from the position at 31 March 2022.

During the year, 98.96% of the business rates due was collected against a target of 98.9%.

Balance Sheet

The Council's net worth increased from a net liability of £12.822m to a net asset of £26.360m at 31 March 2023. The movement is largely due to a change in the pension liability.

❖ **Pension Liabilities**

The Council's pension liability is the value of its commitment to pay retirement benefits across future years, offset by the value of assets invested in the Pension Fund. The Pension Fund is revalued every three years to set future contribution rates. At the most recent actuarial valuation on 31 March 2019, which set Gedling's contribution rates for 2020/21 to 2022/23, the funding level of the Nottinghamshire County Council Pension Fund was 93%, which compared favourably to the actuary's previous estimate that the funding level would be 90% by the date of the valuation.

Gedling's pension liability decreased by £40.7m to £10.1m during 2022/23. This was mainly due to decrease of £44.4m in the present value of the defined benefit obligation and an increase of £3.9m in the fair value of fund assets based on technical calculations and actuarial assumptions. Whilst this has a significant impact on the Council's net worth, the increase in pension liability will be made good by the increases in future contributions and bears no relation to the cash position on the Pension Fund.

ANNUAL STATEMENT OF ACCOUNTS 2022/23

NARRATIVE REPORT

❖ Short Term Creditors

The value of short-term creditors and receipts in advance decreased by £5.9m during 2022/23.

❖ Short Term Debtors

The value of short-term debtors decreased by £2.0m during 2022/23.

b. Non-Financial Performance

Key Achievements and Key Performance Measures:

The Council has made a commitment to closely align budget and performance management in line with good practice. To deliver this commitment, progress in respect of activities, achievements and performance measures, grouped by the Council's priorities, is reported to Cabinet on a regular basis. Key achievements are deemed to be those making a real difference to peoples' lives, in keeping with the Council's key aim of Serving People, Improving Lives whilst key performance measures allow progress towards these to be monitored.

High Performing Council:

Key Achievements

- ❖ Customer Services outreach work continued with regular sessions at Carlton Community Hub and Calverton Core Centre, as well as one-off sessions at Netherfield and Killisick and cost of living events at Newstead and Carlton designed to help residents with services such as housing, council tax, benefit claims and services from our partners.
- ❖ Following a borough-wide survey consulting with residents, businesses and services users, our new Gedling Plan for 2023-27 was finalised and adopted. This will define how we work towards our stated priorities over the coming years.
- ❖ We implemented an on-line, bespoke Equality, Diversity and Inclusion training programme. This programme is being rolled out across the Council and adapted for those employees who don't have ready access to a computer at work. Feedback suggests that the material is well-regarded and informative.
- ❖ Our financial services team led the processing of energy support grants totalling in excess of £5.9m.
- ❖ The Council has brought in changes to our pay line to help our lowest-paid employees and the lowest paypoints have now been removed.
- ❖ We introduced our first Fostering-friendly Policy. This supports employees who are foster carers through the award of additional leave at critical times during the adoption process. We were one of the first district Councils in the county to have such a policy and the proposals have been supported by Members, unions and our employees.
- ❖ We approved a new efficiency programme and achieved a balanced Medium Term Financial Plan.
- ❖ A new Customer Promise was approved, which sets out clearly to our customers how they can expect to be treated by the organisation. Also a new unacceptable customer behaviour policy was adopted which sets out for staff and customers how the Council will deal with unacceptable behaviour from customers.

Key Performance Measures

- ❖ 96% of invoices were paid within 30 days.
- ❖ We have 50,000 'Keep Me Posted' email newsletter subscribers.

ANNUAL STATEMENT OF ACCOUNTS 2022/23

NARRATIVE REPORT

- ❖ Almost 900 of you responded to our biennial-wide priorities survey.
- ❖ Over 98% of council tax was collected.

Cohesive, Diverse and Safe Communities:

Key Achievements

- ❖ We have continued to invest in both new and upgraded CCTV cameras across the borough. New cameras on Rolleston Drive, Gedling Country Park car park, Conway Road Recreation Ground, Carlton Square and Killisick Recreation Ground and upgraded CCTV monitor wall and software in the control room. We are working on installing new cameras at Muirfield Road Recreation Ground, Burton Joyce Village, and Calverton, as well as two cameras funded under the Safer Streets Fund on Colwick Loop Road.
- ❖ The Operation Reacher Team, our neighbourhood policing model, was established ahead of target and is operational in the community to proactively address crime and disorder. The team has already delivered a number of successful operations and interventions. The team is based in the Partnership Hub at Jubilee House and works jointly with existing police and Council staff.
- ❖ We created a new Council Cabinet role to focus on supporting refugees, championing women and people with a disability as well as raising awareness of support for victims of domestic violence, abuse and hate crime.
- ❖ We extended the Selective Licensing Scheme to parts of Colwick, Carlton Hill, Daybrook and Newstead Village. The scheme makes privately rented homes safer for people to live in, and makes it mandatory for landlords to have licences for each of their private rented properties.
- ❖ Over £1.45 million was spent on disabled adaptations to enable residents with disabilities to remain living independently in their own homes across 97 disabled facilities grants and the installation of 15 level access shower wet rooms via the 'bath-out' project.
- ❖ Homes for Ukraine - we launched the Homes for Ukraine scheme, working with homeowners and landlords who want to help by offering a place for refugees to live. To date, 106 matched sponsors have come forward within the borough, we have undertaken 102 first property checks, 87 second welfare checks and 35 third welfare checks. These checks are to ensure properties are not overcrowded, are safe to occupy and to safeguard the guests.

Key Performance Measures

- ❖ 28 fixed penalty notices were served for litter and dog fouling.
- ❖ Average time to process new Housing Benefits claims (in calendar days) was 13.8 days against a target of 15 days.
- ❖ Our Bonington theatre saw over 40,000 visits 99.2% of fly tipping incidents were removed within 4 working days.
- ❖ Our Bonington theatre saw over 40,000 visits.

ANNUAL STATEMENT OF ACCOUNTS 2022/23

NARRATIVE REPORT

Vibrant Economy:

Key Achievements

- ❖ House building throughout the Borough progressed at pace with a number of volume house builders active in the Borough. In the first three quarters of the year, 570 new homes were completed, including 93 affordable homes. In the last complete quarter of this financial year, incredibly, 234 properties were completed - this is the fastest rate of completions in Gedling Borough since the late 1970's.
- ❖ We completed the successful regeneration and development of Arnold town centre and market, including our new iconic AMP building and public realm. We have now successfully let all but one of the ground floor business units at the AMP, helping to contribute to the vibrant new space.
- ❖ We worked with local schools and partners to deliver a programme of events that included career and interview skills training, a Business Advisory Surgery and our most successful Apprenticeship and Jobs Fair at the Civic Centre to date.
- ❖ An Interim Planning Policy Statement on First Homes was published in October to set out the Council's approach to delivering First Homes within Gedling Borough.

Key Performance Measures

- ❖ We hosted 16 school-age work experience placements over the year.
- ❖ 100 % of major planning applications were progressed within 13 weeks against the target of 90%.
- ❖ 126 long term (over 6 months) of empty homes were returned to use as a result of our intervention.

Sustainable Environment:

Key Achievements

- ❖ Investment in parks and open spaces, play areas, and planting of native trees continued. This year we have planted 2,387 new trees including Digby Park where 560 trees were planted as part of a new arboretum and tree trail. The targets set for tree planting have been met and exceeded.
- ❖ Our Great British Spring Clean was once again a success with many volunteers taking part, and the 'Big Clean' Community Steering Group was created with a number of community groups as members.
- ❖ Further improvements to our flagship Gedling County Park included a new Holocaust Memorial Garden and a brand new website to further boost visitors and highlight our great facilities.
- ❖ Our fifth Green Flag Award, the international quality award for parks and green spaces, was awarded to Breck Hill Park.

Key Performance Measures

- ❖ We currently have over 19,400 garden waste customers.
- ❖ 98% of streets surveyed had acceptable levels of litter.

ANNUAL STATEMENT OF ACCOUNTS 2022/23

NARRATIVE REPORT

Healthy Lifestyles:

Key Achievements

- ❖ The Strategic Review of Community Facilities commenced in August and has made good progress. This has included extensive stakeholder engagement with key partners and a resident survey that attracted 600 responses. Data and insight on physical activity behaviour and health inequalities and national and local strategic priorities has also been gathered for further analysis to inform the final Strategy.
- ❖ The leisure centres successfully moved over to a new leisure management system with improved customer functionality which will help transform how customers engage with the leisure centres. Online joining was also launched for Gedling Leisure Cards and DNA memberships.
- ❖ Following a successful funding application for £100k for the refurbishment of Colwick Rectory Recreation Ground, refurbishment works were completed to improve the site and add new and inclusive facilities, including a wheelchair accessible roundabout, zip wire, trampoline and a multi play unit with 17 different features.
- ❖ A new Armed Forces Breakfast Club aimed at bringing members of the Armed Forces together launched at the Richard Herrod Centre. The club is open to any active or ex-members of the forces, including veterans and any family members connected to the forces.
- ❖ The number of swimmers on our Learn to Swim scheme hit new highs this year, with over 3,800 swimmers using our scheme. More importantly there were 580 children who achieved their 25m badge during 22/23 compared to 303 in 21/22, which is the main indicator used in the industry to help reduce the risk of drowning.

Key Performance Measures

- ❖ There are now 410 registered Gedling residents with access to the Armed Forces Leisure Card scheme.
- ❖ 96% of food premises scored 4 or 5 in the national food hygiene rating scheme.
- ❖ We distributed 11 quarterly community newsletters to approximately 7,000 community contacts over the year.
- ❖ There were over 1,000,000 visits to our Leisure Centres.

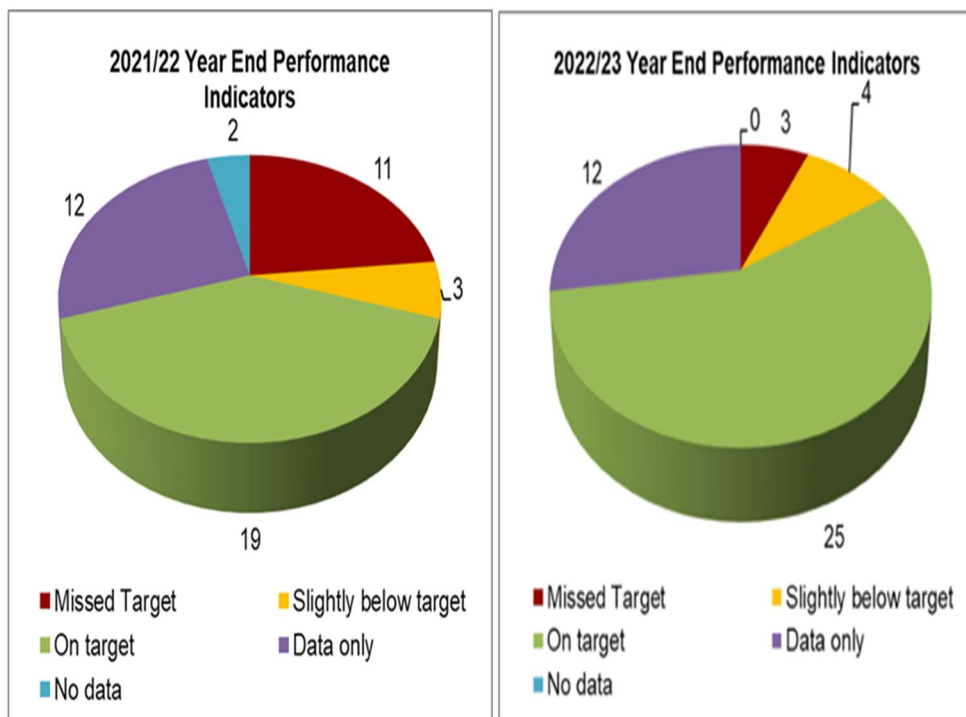
Actions:

Of the 90 actions included in the Gedling Plan 2020-23 which were due for completion in 2022/23, all are complete or incorporated into the 2023-27 Gedling Plan.

Performance Indicators:

Whilst Actions refer to the Council's broad aims, Performance Indicators are more specific and represent measurable targets that are monitored and reported to Members on a quarterly or annual basis as appropriate. At 31 March 2023, 29 of the 45 indicators were on target or slightly behind target, with 3 behind target and 12 indicators used for tracking purposes only. Data was available for all of the indicators. The proportion of indicators which missed targets for 2022/23 was lower than 2021/22 e.g. 3 for 2022/23 and 11 for 2021/22.

ANNUAL STATEMENT OF ACCOUNTS 2022/23 NARRATIVE REPORT



What we did well - 29 indicators were on target or slightly behind target. Examples of particularly positive results, either in terms of the performance against the target or when compared with 2021/22, are shown below

- ❖ The Number of Theatre attendances at Bonington was 40,187 against an annual target of 40,000.
- ❖ The average time to process new Housing Benefit claims (in calendar days) was 13.8 days against an annual target of 15 days.
- ❖ The average length of time spent in temporary accommodation (in weeks) was 19.1 weeks against an annual target of 22 weeks.
- ❖ The percentage of calls to the contact centre answered (or call back made) - 12 month rolling total was 94% against an annual target of 94%.
- ❖ The number of Keep Me Posted email newsletter subscribers was 50,000 against an annual target of 42,000.
- ❖ The Working Days Lost Due to Sickness Absence (rolling 12 month total) was 8.3 days against an annual target of 9.0 days.
- ❖ The net additional homes provided was 126 against an annual target of 40.
- ❖ The number of affordable homes delivered (gross) was 124 against an annual target of 20.
- ❖ The percentage of Major planning applications processed within 13 weeks was 100% against an annual target of 90%.
- ❖ The percentage of Minor planning applications processed within 8 weeks was 88.8% against an annual target of 86.0%.
- ❖ The percentage of other planning applications processed with 8 weeks was 85.2% against an

ANNUAL STATEMENT OF ACCOUNTS 2022/23

NARRATIVE REPORT

annual target of 80.0%

- ❖ The average number of Swim School Members (12 month rolling period) was 3,805 against an annual target of 3,600.

Where we need to improve - whilst overall performance is positive, 3 indicators were behind target. Three major areas of concern were:

- ❖ The average time to process Housing Benefit change in circumstances (in calendar days) - was 7.4 days against an annual target of 5 days.
- ❖ The percentage of household waste sent for reuse, recycling and composting was 33.9% against an annual target of 36%.
- ❖ The percentage of Residual household waste per household in Kg was 603kg against an annual target of 560kg.

4. The Council's Future Plans – The Way Forward

The financial position remains extremely challenging with Central Government support to the Council continuing to fall.

The final settlement figures announced on 6 February 2023 related only to 2023/24 and is a one-year settlement and once again there was no multi-year settlement which many local authorities, including Gedling Borough Council lobbied for. However, the Government has attempted to provide some clarity for 2024/25 by confirming that the core settlement will continue in a similar manner for 2024/25 i.e. Revenue Support Grant and Baseline Funding Levels will continue in the same format as 2023/24 meaning there will be no implementation of the Fair Funding Review or reset of the Business Rates system in 2024/25 and confirming no future changes will be made to Council Tax referendum principles.

The total cumulative settlement reductions equate to 33% or £1.63m in cash terms over the periods from 2016/17 to 2023/24 compared to the base position of 2015/16. Excluding the grants now consolidated into RSG i.e. not additional funding, the equivalent cumulative settlement reductions equate to 35% or £1.75m over the same period. Total settlement reductions compared to the amount received in 2010/11 are £5.65m or 64% by 2023/24. This is broadly the same position as last year.

SFA is reduced to 23% of Gedling's net budget for 2023/24, before accounting for new required efficiency targets, compared to 60% in 2010/11.

The Council has always taken, and will continue to take, a proactive approach to funding cuts, actively seeking out ways to identify pressures, possible efficiencies and new sources of income. The Gedling Plan 2020-23 was presented to Members on 5 March 2020 and reaffirmed the Council's priorities as:

- ❖ High Performing Council.
- ❖ Strong and Dynamic Communities;
- ❖ Vibrant Economy;
- ❖ Sustainable Environment;
- ❖ Healthy Lifestyles;

Since 2014/15 Council have approved six separate efficiency programmes totalling £7.0m net of risk provision. The total programme remaining for delivery over 2023/24 to 2024/25 is £0.373m (net of risk provision).

The progress of the current programme delivery has been positive and budget reductions achieved remain broadly in line with the profiled estimate.

ANNUAL STATEMENT OF ACCOUNTS 2022/23

NARRATIVE REPORT

A new efficiency programme is being proposed for 2023/24 together with the establishment of future efficiency targets totalling £2,857,000 to be delivered between 2024/25 and 2027/28, for which plans will need to be developed in the near future to ensure the Council can maintain a sustainable financial position.

The 2023/24 efficiency programme totals £443,500. An additional risk provision of £50,000 is included in the budget to manage the inherent risks of efficiency programme delivery and a Transformation Fund budget of £50,000 is included to facilitate the implementation of the overall programme.

It is recognised that there continues to be significant risks in delivering the full amount of savings in the remaining projects.

Even in the face of the financial challenges, the Council remains ambitious for its residents, businesses and taxpayers and the 3 year capital investment plan, detailed below, includes schemes to provide affordable housing, replace vehicles and refurbish play areas.

Capital Estimate	Three Year Plan		
	2023/24 £000	2024/25 £000	2025/26 £000
Environment	3,712	2,364	2,124
Sustainability Growth and Economy	126	831	0
Corporate Resources and Performance	3,090	430	430
Total Expenditure	6,928	3,625	2,554
Financing			
Capital Receipts	(611)	(50)	(50)
Capital Grants and Contributions	(1,999)	(2,526)	(1,200)
General Fund Revenue Contribution	(21)	0	0
Borrowing	(4,297)	(1,049)	(1,304)
Total Financing	(6,928)	(3,625)	(2,554)

In addition to reductions in Government grant funding, the key strategic financial risks facing the Council over the forthcoming years are:

- ❖ Major Budget Pressure - Since the approval of the original 2022/23 budget there has been a significant increase in inflationary pressures being faced by the Council, resulting in a substantial increase in costs across the medium term. The inflationary pressures arising have been caused by a range of factors: the aftermath of the Covid-19 pandemic; post-Brexit supply and labour shortages; the war in Ukraine and subsequent western sanctions; and more recently the previous Chancellor's fiscal statement and growth plan set out in September of last year; which all together created a 'perfect storm' culminating in an adverse impact on the economy, dampening growth with inflation rising significantly above the Bank of England target levels and resulting in an increasing Bank of England base rate.
- ❖ Fair Funding Review – Funding baselines for local authorities, as determined by the local government finance settlement, are based on an assessment of local authorities' relative needs and resources. This consists of a large number of economic and social indicators that underlie the distribution of Revenue Support Grant and the setting of tariffs and top-ups within business rate retention. The methodology behind this assessment was introduced over ten years ago, and has not been updated since the introduction of the 50% business rates retention system in 2013/14.

Since that time, demographic pressures have affected local areas in different ways, as has the cost of providing particular services. In recognition of these pressures, the Fair Funding Review will address concerns about the fairness of current funding distributions which have diverged from the needs basis. The outcome of this review will enable the Government to

ANNUAL STATEMENT OF ACCOUNTS 2022/23

NARRATIVE REPORT

reconsider how the relative needs and resources of local authorities should be assessed in a world in which they will continue to have greater control over the money that they raise.

Transitioning to the new funding distribution. The Government recognises that introducing a new needs and resources formula could result in significant changes to the funding baselines of some local authorities. It is therefore intended to introduce transitional arrangements that are fair, transparent and easily understood so that budgetary impacts can be accommodated. The latest consultation proposed that the starting baseline for the purposes of transition will be a measure of the current funding available to each local authority i.e. the Core Spending Power measure excluding one-off grants. This should mean that no authority will see its funding reduce as a result of the new system in the first instance. It proposed that transition be time-limited, establishing a fixed period of time to enable target allocations to be reached as soon as practicable.

Whilst the need for a transition period is usual in these circumstances there is a risk that the funding reductions that Gedling have suffered since 2015/16, as detailed in the CSP measure, will be locked in for a period if:

- a) the outcome of the review is that Gedling's funding is currently too low based on relative needs, which may be the case given that the disproportionate £1.5m CSP reductions (excluding one-off grants which may not be protected) we have faced are mainly due to the NHB scheme which takes no account of relative needs; and
- b) the current CSP is used as the comparative measure to apply protection similar to its use in the 2022/23 Lower Tier Services Grant.

Gedling will take an active part in any further Fair Funding Review consultation processes to ensure its position is understood and views are represented.

- ❖ Business Rates Retention Scheme – The Business Rates Retention Scheme will be retained at 50% for next year and there will also be no reset of the business rates baseline for 2024/25 which provides some funding certainty for next two years. If the reset is implemented in 2025/26 it is expected that some existing business rates growth could be removed upon reset, reducing income levels.

The Council has an excellent record for budget management and financial planning. It has always aimed to be a year ahead of the budget reductions required, to ease the transition. It has also already developed strategies to manage efficiencies and for the digitalisation of services. However, given the scale of the challenges faced, especially in the light of the recovery from Covid-19 and the budget reductions required, there will inevitably be some contraction of services or reduction in performance in some areas over the coming years if existing efficiency plans do not proceed in line with expectations or there are further funding reductions following the implementation of the Fair Funding Review. Working with partners will be essential to successfully respond to the challenges faced.

5. Corporate Risk

The Council is responsible for ensuring that its business is conducted in accordance with the law and proper standards, and that public money is safeguarded and properly accounted for. In discharging this responsibility the Council is responsible for putting in place proper governance arrangements, facilitating the effective exercise of its functions including arrangements for the management of risk. For this purpose, the Council has approved and adopted a Code of Corporate Governance which is consistent with the principles of the CIPFA/SOLACE Framework "Delivering Good Governance in Local Government" and also meets the requirements of the Accounts and Audit Regulations 2015.

During the 2022/23 financial year, the annual review of the effectiveness of the Council's governance framework highlighted that there are significant weaknesses in the financial controls and governance arrangements of the management of risk when preparing the Annual Governance Statement (AGS). In addition the Council's auditors provided Limited Assurance in relation to its system of controls.

ANNUAL STATEMENT OF ACCOUNTS 2022/23

NARRATIVE REPORT

The AGS assesses governance up to 31 March 2023. Significant issues affecting our governance arrangements arising during 2022/23 included the emergence of Covid-19 in March 2020, which continued for 2020/21, 2021/22 and 2022/23. The key governance issues arising have been effectively addressed as demonstrated through regular reports to Cabinet on the Council's response to the pandemic and the impact on the Gedling Plan.

A number of proposed actions for 2023/24 have been identified in the AGS to address control and risk issues following a review of the governance framework which, whilst not all significant, are included to provide a proactive and holistic approach to governance, including assessing and monitoring the risks and assumptions underpinning the Council's Medium Term Financial Plan (MTFP), monitoring the emerging risk of workforce capacity to the delivery of the Gedling Plan and to governance compliance, reviewing the emergency planning arrangements to incorporate lessons learnt from the Covid-19 pandemic response and updating all business continuity plans to ensure they are fit for purpose for all business continuity risks, reviewing and adopting the principles of CIPFA's Position Statement: Audit Committees in Local Authorities to ensure that effective audit committee arrangements are in place in order to meet statutory responsibilities, ongoing monitoring of compliance with the Financial Management Code and implementation of planned actions as well as implementing system improvements to support the monitoring and timely implementation of internal audit actions by management.

6. Explanation of the Financial Statements

The Accounts and Audit Regulations 2015 require the Council to produce a Statement of Accounts for each financial year. These statements contain a number of different elements.

Statements to the Accounts

- ❖ The Statement of Responsibilities for the Statement of Accounts sets out the respective responsibilities of the Authority and of the Chief Financial Officer.
- ❖ The Auditors Report gives the auditor's opinion of the financial statements and of the authority's arrangements for securing economy, efficiency and effectiveness in the use of resources.

Financial Statements

- ❖ The Comprehensive Income and Expenditure Statement (CIES) shows the accounting cost in the year of providing services in accordance with International Financial Reporting Standards, rather than the amounts to be funded from taxation. Authorities raise taxation to cover expenditure in accordance with regulations, which may be different from the accounting cost. The taxation position is shown in the Movement in Reserves Statement.
- ❖ The Movement in Reserves Statement (MiRS) shows the movement from the start of the year to the end, on different reserves held by the authority, analysed into "usable" reserves (those that can be applied to fund expenditure or reduce local taxation) and other "unusable" reserves. The statement shows how the in-year movements of the authorities reserves are broken down between gains and losses incurred in accordance with Generally Accepted Accounting Practices and the statutory adjustments required to return to the amounts chargeable to council tax for the year. The Net Increase/Decrease line shows the statutory General Fund Balance movement in the year, following those adjustments.
- ❖ The Balance Sheet shows the value, as at the balance sheet date, of the assets and liabilities recognised by the authority. The net assets are matched by the reserves held by the authority, reported as usable reserves (those that may be used to provide services subject to the need to keep a prudent level of reserves) and unusable reserves (those holding unrealised gains and losses and therefore not available to use in the provision of services).

ANNUAL STATEMENT OF ACCOUNTS 2022/23

NARRATIVE REPORT

- ❖ The Cashflow Statement shows the changes in cash and cash equivalents of the authority during the reporting period. The statement shows how the authority generates and uses cash and cash equivalents by classifying cashflows as operating, investing and financing activities. The amount of cashflows arising from operating activities is a key indicator of the extent to which operations are funded by way of taxation and grant income, or from the recipients of services provided by the authority. Investing activities represent the extent to which the cash outflows have been made for resources which are intended to contribute to the authority's future service delivery. Cashflows from financing activities are useful when predicting claims on future cashflows to the Council by providers of capital, ie. Borrowing.

Supplementary Statements

- ❖ The Collection Fund Statement is an agent's statement that reflects the statutory obligation for billing authorities to maintain a separate Collection Fund. The statement shows the transactions of the billing authority in relation to the collection from the taxpayer and distribution to local authorities and the Government, of council tax and non-domestic rates.

7. Summary

The Council's financial and non-financial position in 2022/23 remains robust, given the extent of the financial challenges it faces. The revenue outturn represents an underspend that is broadly in line with expectations and the capital programme has been actively managed. The Council continues to maintain a level of reserves and balances that will provide financial resilience for 2023/24 and although the recovery from the Covid-19 pandemic and the impacts of the 'Cost of Living' crisis are likely to present a significant challenge in the medium term, the Council will not lose sight of achieving the Gedling Plan and delivering its aim of 'Serving People, Improving Lives'.

No material events took place between the reporting date of 31 March 2023 and the date the Statement of Accounts was authorised for issue by the Chief Financial Officer.

ANNUAL STATEMENT OF ACCOUNTS 2022/23
NARRATIVE REPORT

This page is intentionally blank

ANNUAL STATEMENT OF ACCOUNTS 2022/23

STATEMENT OF ACCOUNTING POLICIES

FOR GEDLING BOROUGH COUNCIL

1. General Principles

The Statement of Accounts summarises the Authority's transactions for the 2022/23 financial year and its position at the year end of 31 March 2023. The Authority is required to prepare an annual Statement of Accounts by the Accounts and Audit (England) Regulations 2015, which those Regulations require to be prepared in accordance with the proper accounting practices. These practices primarily comprise the Code of Practice on Local Authority Accounting in the United Kingdom 2022/23 (the 2022/23 Code), supported by International Financial Reporting Standards (IFRS).

The Accounting convention adopted in the Statement of Accounts is principally historical cost, modified by the revaluation of certain categories of non-current assets and financial instruments.

The Statement of Accounts has been prepared on a going concern basis. As required by IAS1, it has been assumed that the Council will continue in operation for the foreseeable future.

2. Accruals of Income and Expenditure

Activity is accounted for in the year that it takes place, not simply when cash payments are made or received. In particular:

- Revenue from the sale of goods or services is recognised in accordance with the terms and conditions of the contract.
- Supplies are recorded as expenditure when they are consumed – where there is a gap between the date supplies are received and their consumption, they are carried as inventories on the Balance Sheet.
- Expenses in relation to services received (including services provided by employees) are recorded as expenditure when the services are received rather than when payments are made.
- Interest receivable on investments and payable on borrowings is accounted for on the basis of the effective interest rate for the relevant financial instrument rather than the cash flows fixed or determined by the contract.
- Where revenue and expenditure has been recognised but cash has not been received or paid, a debtor or creditor for the relevant amount is recorded in the balance sheet. Where it is doubtful that debts will be settled, the balance is written down and a charge made to revenue for the income that might not be collected.

An exception to this principle relates to electricity and similar quarterly payments, which are charged at the date of meter readings rather than being apportioned between financial years. This policy is consistently applied each year and is unlikely to have a material effect on the year's accounts.

3. Cash and Cash Equivalents

Cash is represented by cash in hand at the bank, cash in transit and imprest amounts. Cash equivalents are represented by deposits held in Business Reserve accounts and Money Market

ANNUAL STATEMENT OF ACCOUNTS 2022/23

STATEMENT OF ACCOUNTING POLICIES

Funds that are repayable at call without penalty. They are readily convertible to known amounts of cash with insignificant risk of change in value. In the Cash Flow Statement, cash and cash equivalents are shown net of bank overdrafts that are repayable on demand and form an integral part of the Authority's cash management.

All deposits held for fixed periods, however short, are classed as short-term investments, since they are not readily convertible to cash as they cannot be broken without the payment of penalties.

4. **Exceptional items**

When items of income and expenditure are material, their nature and amount are disclosed separately, either on the face of the Comprehensive Income and Expenditure Statement or in the notes to the accounts, depending on how significant the items are to the understanding of the Council's financial performance.

5. **Prior Period Adjustments, Changes in Accounting Policies and Estimates and Errors**

Prior period adjustments may arise as a result of a change in Accounting Policies or to correct a material error. Changes in accounting estimates are accounted for prospectively, ie. in the current and future years affected by the change and do not give rise to a prior period adjustment.

Changes in Accounting Policies are only made when required by proper accounting practices or the change provides more reliable or relevant information about the effect of transactions, other events and conditions on the Authority's financial position or financial performance. Where a change is made, it is applied retrospectively (unless stated otherwise) by adjusting opening balances and comparative amounts for the prior period as if the new policy had always been applied.

Material errors discovered in prior period figures are corrected retrospectively by amending opening balances and comparative amounts for the prior period.

6. **Charges to Revenue for Non-Current Assets**

Services, support services and trading accounts are debited with the following amounts to record the cost of holding non-current assets during the year:

- Depreciation attributable to the assets used by the relevant service;
- Revaluation and impairment losses on assets used by the service where there are no accumulated gains in the Revaluation Reserve against which the losses can be written off;
- Amortisation of intangible fixed assets attributable to the service.

The Authority is not required to raise Council Tax to fund depreciation, revaluation and impairment losses or amortisation. However, it is required to make an annual contribution from revenue towards the reduction in its overall borrowing requirement equal to an amount calculated on a prudent basis determined by the authority in accordance with statutory guidance. Depreciation, revaluation and impairment losses and amortisation are therefore replaced by the contribution in the General Fund Balance by way of an adjusting transaction within the Capital Adjustment Account in the Movement in Reserves Statement for the difference between the two.

ANNUAL STATEMENT OF ACCOUNTS 2022/23

STATEMENT OF ACCOUNTING POLICIES

The Local Authorities (Capital Finance and Accounting) (England) (Amendment) Regulations 2008 require local authorities to approve an MRP policy at the beginning of each financial year, determining how the amount to be set aside for the repayment of principal on outstanding debt is to be calculated. This policy is included in the Treasury Management Strategy Statement for 2022/23, which was approved by Council on 2 March 2023.

7. Employee Benefits

Benefits Payable during Employment

Short-term employee benefits are those due to be settled within 12 months of the year-end. They include such benefits as wages and salaries, paid annual leave and paid sick leave, bonuses and non-monetary benefits for current employees and are recognised as an expense for services in the year which employees render service to the authority. An accrual is made for the estimated cost of holiday entitlements (or any form of leave, eg time off in lieu) earned by employees but not taken before the year end which employees can carry forward into the next financial year. The accrual is made at the wage and salary rates applicable in the following accounting year, being the period in which the employee takes the benefit. The accrual is charged to Surplus or Deficit on the Provision of Services, but then reversed out through the Movement in Reserves Statement so that holiday entitlements are charged to revenue in the financial year in which the holiday absence occurs.

Termination Benefits

Termination benefits are amounts payable as a result of a decision by the Authority to terminate an officer's employment before the normal retirement date or an officer's decision to accept voluntary redundancy and are charged on an accruals basis to the appropriate service segment or, where applicable, to a corporate service segment for non-distributed costs in the Comprehensive Income and Expenditure Statement at the earlier of when the Authority can no longer withdraw the offer of those benefits or when the authority recognises costs for a restructuring.

Where termination benefits involve the enhancement of pensions, statutory provisions require the General Fund balance to be charged with the amount payable by the Authority to the pension fund or pensioner in the year, not the amount calculated according to the relevant accounting standards. In the Movement in Reserve Statement, appropriations are required to and from the Pensions Reserve to remove the notional debits and credits for pension enhancement termination benefits and replace them with debits for the cash paid to the pension fund and pensioners and any such amounts payable but unpaid at the year end.

Post-Employment Benefits

Employees of the Authority are members of The Local Government Pensions Scheme, administered by Nottinghamshire County Council.

The scheme provides defined benefits to members (retirement lump sums and pensions) earned as employees worked for the Authority.

The Local Government Pension Scheme

The Local Government Pension Scheme is accounted for as a defined benefits scheme:

- The liabilities of the Nottinghamshire County Council Pension Fund attributable to the Authority are included in the Balance Sheet on an actuarial basis using the projected unit method – ie an assessment of the future payments that will be made in relation to

ANNUAL STATEMENT OF ACCOUNTS 2022/23

STATEMENT OF ACCOUNTING POLICIES

retirement benefits earned to date by employees, based on assumptions about mortality rates, employee turnover rates, etc and projections of projected earnings for current employees.

- Liabilities are discounted to their value at current prices, using a discount rate that reflects the time value of money and the characteristics of the liability.
- The assets of Nottinghamshire County Council pension fund attributable to the Authority are included in the Balance Sheet at their fair value:
 - quoted securities – current bid price;
 - unquoted securities – professional estimate;
 - unitised securities – current bid price;
 - property – market value.

The change in net pension liability is analysed into the following components:

- Service cost comprising:
 - current service cost – the increase in liabilities as a result of years of service earned this year – allocated in the Comprehensive Income and Expenditure Statement to the services for which the employees worked;
 - past service cost – the increase in liabilities as a result of scheme amendment or curtailment whose effect relates to years of service earned in earlier years – debited to the Surplus or Deficit on the Provision of Services in the Comprehensive Income and Expenditure Statement;
 - Net interest on the net defined benefit liability (asset), ie. net interest expense for the authority – the change during the period in the net defined benefit liability (asset) that arises from the passage of time charged to the Financing and Investment Income and Expenditure line in the Comprehensive Income and Expenditure Statement – this is calculated by applying the discount rate used to measure the defined benefit obligation at the beginning of the period to the net defined benefit liability (asset) at the beginning of the period – taking into account any changes in the net defined benefit liability (asset) during the period as a result of the contribution and benefit payments.
- Re-measurements comprising:
 - The return on plan assets - excluding amounts included in net interest on the net defined benefit liability (asset) – charged to the Pensions Reserve as Other Comprehensive Income and Expenditure;
 - Actuarial gains and losses – changes in the net pensions liability that arise because events have not coincided with assumptions made at the last actuarial valuation or because the actuaries have updated their assumptions – charged to the Pensions Reserve as Other Comprehensive Income and Expenditure.
- Contributions paid to the Nottinghamshire County Council pension fund – cash paid as employer's contributions to the pension fund in settlement of liabilities, not accounted for as an expense.

In relation to retirement benefits, statutory provisions require the General Fund balance to be charged with the amount payable by the Authority to the pension fund or directly to pensioners in the year, not the amount calculated according to the relevant accounting standards. In the Movement in Reserves Statement, this means that there are transfers to and from the Pensions Reserve to remove the notional debits and credits for retirement benefits and replace

ANNUAL STATEMENT OF ACCOUNTS 2022/23

STATEMENT OF ACCOUNTING POLICIES

them with debits for the cash paid to the pension fund and pensioners and any such amounts payable but unpaid at the year end. The negative balance that arises on the Pensions Reserve thereby measures the beneficial impact on the General Fund of being required to account for retirement benefits on the basis of cash flows rather than as benefits are earned by employees.

Discretionary Benefits

The Authority also has restricted powers to make discretionary awards of retirement benefits in the event of early retirements. Any liabilities estimated to arise as a result of an award to any member of staff are accrued in the year of the decision to make the award and accounted for using the same policies as are applied to the Local Government Pension Scheme.

8. Events After the Balance Sheet Date

Events after the Balance Sheet date are those events, both favourable and unfavourable, that occur between the end of the reporting period and the date when the Statement of Accounts is authorised for issue. Two types of events can be identified:

- Those that provide evidence of conditions that existed at the end of the reporting period – the Statement of Accounts is adjusted to reflect such events.
- Those that are indicative of conditions that arose after the reporting period – the Statement of Accounts is not adjusted to reflect such events, but where a category of events would have a material effect, disclosure is made in the notes of the nature of the events and their estimated financial effect.

Events taking place after the date of authorisation for issue are not reflected in the Statement of Accounts.

9. Financial Instruments

Financial Liabilities

Financial liabilities are recognised on the Balance Sheet when the Authority becomes a party to the contractual provisions of a financial instrument and are initially measured at fair value and are carried at their amortised cost. Annual charges to the Financing and Investment Income and Expenditure line in the Comprehensive Income and Expenditure Statement for interest payable are based on the carrying amount of the liability, multiplied by the effective rate of interest for the instrument. The effective interest rate is the rate that exactly discounts estimated future cash payments over the life of the instrument to the amount at which it was originally recognised.

For all the Authority's borrowings, this means that the amount presented in the Balance Sheet is the outstanding principal repayable (plus accrued interest) and interest charged to the Comprehensive Income and Expenditure Statement is the amount payable for the year according to the loan agreement.

Gains and losses on the repurchase or early settlement of borrowing are credited and debited to the Financing and Investment Income and Expenditure line in the Comprehensive Income and Expenditure Statement in the year of repurchase/settlement. Where premiums and discounts have been charged to the Comprehensive Income and Expenditure Statement,

ANNUAL STATEMENT OF ACCOUNTS 2022/23

STATEMENT OF ACCOUNTING POLICIES

regulations allow the impact on the General Fund Balance to be spread over future years. The Authority has not undertaken any repurchase or early settlement of borrowing during 2022/23.

Financial Assets

Financial assets are classified based on a classification and measurement approach that reflects the business model for holding the financial assets and their cash flow characteristics. There are three main classes of financial assets measure at:

- Amortised cost;
- Fair value through profit and loss (FVPL); and
- Fair Value through other comprehensive income (FVOCI).

The Authority's business model is to hold investments to collect contractual cash flows. Financial assets are therefore classified as amortised cost, except for those whose contractual payments are not solely payment of principal and interest (ie where the cash flows do not take the form of a basic debt instrument).

Financial Assets Measured at Amortised Cost

Financial assets measured at amortised cost are recognised on the Balance Sheet when the Authority becomes a party to the contractual provisions of a financial instrument and are initially measured at fair value. They are subsequently measured at their amortised cost. Annual credits to the Financing and Investment Income and Expenditure line in the Comprehensive Income and Expenditure Statement for interest receivable are based on the carrying amount of the asset multiplied by the effective rate of interest for the instrument.

These represent loans and loan-type arrangements where repayments or interest and principal take place on set dates and at specified amounts. For most of the financial assets held by the authority, this means that the amount presented in the Balance Sheet represents the outstanding principal received plus accrued interest. Interest credited to the Comprehensive Income and Expenditure Statement is the amount receivable for the year in the loan agreement.

However, the Authority has provided car loans to employees at less than market rates (soft loans). In normal circumstances soft loans would be recognised and measured in the accounts at fair value, in accordance with the Code. However, car loans to employees have been considered at length and it has been concluded that the sum outstanding is not material. Accordingly, no additional calculations for fair value have been undertaken and car loans are recognised at the value of the sums loaned less repayments made.

Any gains and losses that arise on the de-recognition of an asset are credited or debited to the Financing and Investment Income and Expenditure line in the Comprehensive Income and Expenditure Statement.

Expected Credit Loss Model

The Authority recognises expected credit losses on all of its financial assets held at amortised costs, either on a 12-month or lifetime basis. Only lifetime losses are recognised for trade debtors held by the Authority.

Impairment losses are calculated to reflect the expectation that the future cash flows might not take place because the borrower could default on their obligations. Credit risk plays a crucial part in assessing losses. Where risk has increased significantly since the instrument was initially recognised, losses are assessed on a lifetime basis. Where risk has not increased significantly or remains low, losses are assessed on the basis of 12 month expected losses.

ANNUAL STATEMENT OF ACCOUNTS 2022/23

STATEMENT OF ACCOUNTING POLICIES

Changes in loss allowances (including balances outstanding at the date of de-recognition of an asset) are debited/credited to the Financing and Investment Income and Expenditure line in the Comprehensive Income and Expenditure Statement.

Fair Value through Profit and Loss (FVPL)

Financial assets that are measured at FVPL are recognised in the Balance Sheet when the authority becomes a party to contractual provisions of a financial instrument and are initially measured and carried at fair value. All gains and losses due to changes in fair value (both realised and unrealised) are recognised in the Financing and Investment Income and Expenditure line in the Comprehensive Income and Expenditure Statement as they occur.

The Authority holds an investment in the CCLA property fund (a pooled investment fund) which is classified as FVPL. Gains and losses on the fund must now be charged to the Comprehensive Income and Expenditure Statement, however a statutory override effective until 31 March 2023 requires that gains and losses on pooled investment funds must be reversed out through the Movement in Reserves Statement to the Pooled Investment Funds Adjustment Account.

Fair Value through Other Comprehensive Income (FVOCI)

These assets are measured and carried at fair value. All gains and losses due to changes in fair value (both realised and unrealised) are accounted for through a reserve account, with the balance debited or credited to the Comprehensive Income and Expenditure Statement when the asset is disposed of. The Authority did not hold any FVOCI instruments during 2022/23.

10. Foreign Currency Conversion

Where the Authority has entered into a transaction denominated in a foreign currency, the transaction is converted into sterling at the exchange rate applicable on the date the transaction was effective. Where amounts in foreign currency are outstanding at the year-end, they are converted at the European Central Bank Reference Rate applicable at 31 March. Resulting gains or losses are recognised in the Financing and Investment Income and Expenditure line in the Comprehensive Income and Expenditure Statement.

11. Government Grants and Contributions

Whether paid on account, by instalments or in arrears, government grants and third party contributions and donations are recognised as due to the Authority when there is reasonable assurance that:

- The Authority will comply with the conditions attached to the payments and;
- The grants or contributions will be received.

Amounts recognised as due to the Authority are not credited to the Comprehensive Income and Expenditure Statement until conditions attached to the grant or contribution have been satisfied. Conditions are stipulations that specify that the future economic benefits or service potential embodied in the asset in the form of a grant or contribution are required to be consumed by the recipient as specified, or future economic benefits or service potential must be returned to the transferor.

Monies advanced as grants and contributions for which conditions have not been satisfied are carried in the Balance Sheet as creditors. When conditions are satisfied, the grant or contribution is credited to the relevant service line (attributable revenue grants and contributions) or Taxation and Non Specific Grant Income (non-ring-fenced revenue grants and all capital grants) in the Comprehensive Income and Expenditure Statement.

ANNUAL STATEMENT OF ACCOUNTS 2022/23

STATEMENT OF ACCOUNTING POLICIES

Where capital grants are credited to the Comprehensive Income and Expenditure Statement, they are reversed out of the General Fund Balance in the Movement in Reserves Statement. Where the grant has yet to be used to finance capital expenditure, it is posted to the Capital Grants Unapplied Reserve. Where it has been applied, it is posted to the Capital Adjustment Account. Amounts in the Capital Grants Unapplied reserve are transferred to the Capital Adjustment Account once they have been applied to fund capital expenditure.

Community Infrastructure Levy

The Authority has elected to charge a Community Infrastructure Levy (CIL). The levy will be charged on new builds (chargeable developments for the authority) with appropriate planning consent. The Council charges for and collects the levy, which is a planning charge. The income from the levy will be used to fund a number of infrastructure projects to support the development of the area.

CIL is received without outstanding conditions; it is therefore recognised at the commencement date of the chargeable development in the Comprehensive Income and Expenditure Statement in accordance with the accounting policy for government grants and contributions set out above. CIL charges are largely used to fund capital expenditure. However, a small proportion of the charges for this authority may be used to fund revenue expenditure and to meet administrative expenses.

12. Intangible Assets

Expenditure on non-monetary assets that do not have physical substance but are controlled by the authority as a result of past events (eg. software licences) is capitalised when it is expected that future economic benefits or service potential will flow from the intangible asset to the Authority.

Internally generated assets are capitalised where it is demonstrable that the project is technically feasible and is intended to be completed (with adequate resource being available) and the Authority will be able to generate future economic benefits or deliver service potential by being able to sell or use the asset. Expenditure is capitalised where it can be measured reliably as attributable to the asset and is restricted to that incurred during the development phase (research expenditure cannot be capitalised).

Intangible assets are measured initially at cost. Amounts are only revalued where the fair value of the assets held by the Authority can be determined by reference to an active market. In practice, no intangible assets held by the Authority meets the criterion and they are therefore carried at amortised cost. The depreciable amount of an intangible asset is amortised over its useful life to the relevant service line(s) in the Comprehensive Income and Expenditure Statement. An asset is tested for impairment whenever there is an indication that the asset might be impaired – any losses recognised are posted to the relevant service line(s) in the Comprehensive Income and Expenditure Statement. Any gain or loss arising on the disposal or abandonment of an intangible asset is posted to the Other Operating Expenditure line in the Comprehensive Income and Expenditure Statement.

Where expenditure on intangible assets qualifies as capital expenditure for statutory purposes, amortisation, impairment losses and disposal gains and losses are not permitted to have an impact on the General Fund Balance. The gains and losses are therefore reversed out of the General Fund Balance in the Movement in Reserves Statement and posted to the Capital Adjustment Account and (for any sale proceeds greater than £10,000) the Capital Receipts Reserve.

ANNUAL STATEMENT OF ACCOUNTS 2022/23

STATEMENT OF ACCOUNTING POLICIES

13. Inventories

Inventories included in the Balance Sheet are valued at last price paid.

Stocks and stores held in the Authority's depot and leisure centres at the year-end are valued at the latest price paid. This is a departure from the requirements of the Code which require stocks to be shown at actual cost or net realisable value, if lower. The effect of the different treatment is not considered to be material. Work in progress on uncompleted jobs is valued at the lower of cost or net realisable value.

14. Investment Property

Investment properties are those that are used solely to earn rentals and/or for capital appreciation. The definition is not met if the property is used in any way to facilitate the delivery of services or production of goods or is held for sale.

Investment properties are measured initially at cost and subsequently at fair value, being the price that would be received to sell such an asset in an orderly transaction between market participants at the measurement date. As a non-financial asset, investment properties are measured at highest and best use.

Properties are not depreciated but values are revalued annually and are reviewed at year-end according to the market conditions. Gains and losses on revaluation are posted to the Financing and Investment Income and Expenditure line in the Comprehensive Income and Expenditure Statement. The same treatment is applied to gains and losses on disposal.

Investment property that meets the classification criteria for assets held for sale with a realistic expectation of disposal within the next financial year will be re-classified as Held-for-Sale Investment Property in Current Assets.

Rentals received in relation to investment properties are credited to the Financing and Investment Income line and result in a gain for the General Fund Balance. However revaluation and disposal gains and losses are not permitted by statutory arrangements to have an impact on the General Fund Balance. The gains and losses are therefore reversed out of the General Fund Balance in the Movement in Reserves Statement and posted to the Capital Adjustment Account and (for any sale proceeds greater than £10,000) the Capital Receipts Reserve.

15. Leases

Leases are classified as finance leases where the terms of the lease transfer substantially all the risks and rewards incidental to ownership of the property, plant or equipment from the lessor to the lessee. All other leases are classified as operating leases.

Where a lease covers both land and buildings, the land and buildings element are considered separately for classification.

Arrangements that do not have the legal status of a lease but convey a right to use an asset in return for payment are accounted for under this policy where fulfilment of the arrangement is dependent on the use of specific assets. The Authority did not have any arrangements of this type during 2022/23.

ANNUAL STATEMENT OF ACCOUNTS 2022/23

STATEMENT OF ACCOUNTING POLICIES

The Authority as Lessee:

Finance Leases

Property, Plant and Equipment held under finance leases is recognised on the Balance Sheet at the commencement of the lease at its fair value measured at the lease's inception (or the present value of the minimum lease payments, if lower). The Authority operates a de minimis level of £5,000 in recognising and valuing assets acquired under finance lease. The asset recognised is matched by a liability for the obligation to pay the lessor. Initial direct costs of the Authority are added to the carrying amount of the asset. Premiums paid on entry into a lease are applied to writing down the lease liability. Contingent rents are charged as expenses in the periods in which they are incurred.

Lease payments are apportioned between:

- A charge for the acquisition of the interest in the property, plant or equipment – applied to write down the lease liability and,
- A finance charge (debited to the Financing and Investment Income and Expenditure line in the Comprehensive Income and Expenditure Statement).

Property, plant and equipment recognised under finance leases is accounted for using the policies applied generally to such assets, subject to depreciation being charged over the lease term if this is shorter than the asset's estimated useful life (where ownership of the asset does not transfer to the authority at the end of the lease period).

The Authority is not required to raise council tax to cover depreciation or revaluation and impairment losses arising on leased assets. Instead, a prudent annual contribution is made from revenue funds towards the deemed capital investment in accordance with statutory requirements. Depreciation and revaluation and impairment losses are therefore substituted by a revenue contribution in the General Fund Balance, by way of any adjusting transaction with the Capital Adjustment Account in the Movement in Reserves Statement for the difference between the two.

The Authority does not currently have any finance leases as lessee in excess of the de-minimis level.

Operating Leases

Rentals paid under operating leases are charged to the Comprehensive Income and Expenditure Statement as an expense of the services benefitting from use of the leased property, plant or equipment. Charges are made on a straight-line basis over the life of the lease.

The Authority as Lessor:

Finance Leases

Where the Authority grants a finance lease over a property or an item of plant or equipment, the relevant asset is written out of the Balance Sheet as a disposal. At the commencement of the lease, the carrying amount of the asset in the Balance Sheet (whether Property, Plant and Equipment or Assets Held for Sale) is written off to the Other Operating Expenditure line in the Comprehensive Income and Expenditure Statement as part of the gain or loss on disposal. A gain representing the Authority's net investment in the lease, is credited to the same line in the Comprehensive Income and Expenditure Statement also as part of the gain or loss on disposal

ANNUAL STATEMENT OF ACCOUNTS 2022/23

STATEMENT OF ACCOUNTING POLICIES

(ie netted off against the carrying value of the asset at the time of disposal) matched by a lease (long term debtor) asset in the Balance Sheet.

Lease rentals receivable are apportioned between:

- A charge for the acquisition of the interest in the property – applied to write down the lease debtor (together with any premiums received) and
- Finance income (credited to the Financing and Investment Income and Expenditure line in the Comprehensive Income and Expenditure Statement).

The gain credited to the Comprehensive Income and Expenditure Statement on disposal is not permitted by statute to increase the General Fund Balance and is required to be treated as a capital receipt. Where a premium has been received, this is posted out of the General Fund Balance to the Capital Receipts Reserve in the Movement in Reserves Statement. Where the amount due in relation to the lease asset is to be settled by the payment of rentals in future financial years, this is posted out of the General Fund Balance to the Deferred Capital Receipts Reserve in the Movement in Reserves Statement. When the future rentals are received, the element for the capital receipt for the disposal of the asset is used to write down the lease debtor. At this point, the deferred capital receipts are transferred to the Capital Receipts Reserve.

The written off value of disposals is not a charge against council tax, as the cost of non-current assets is fully provided for under separate arrangements for capital financing. Amounts are therefore appropriated to the Capital Adjustment Account from the General Fund Balance in the Movement in Reserves Statement.

The Authority does not currently have any finance leases as lessor.

Operating Leases

Where the Authority grants an operating lease over a property or an item of plant or equipment, the asset is retained in the balance sheet. Rental income is credited to the appropriate service revenue account in the Net Cost of Services in the Comprehensive Income and Expenditure Statement. Credits are made on a straight-line basis over the life of the lease.

A new standard with respect to leasing has been deferred until 1 April 2024 (IFRS16) which will change the accounting treatment of finance and operating leases. The Council is actively assessing the implications of the new standard, and considers it unlikely that the impact will be material.

ANNUAL STATEMENT OF ACCOUNTS 2022/23

STATEMENT OF ACCOUNTING POLICIES

16. Overheads and Support Services

The costs of overheads and support services are charged to service segments in accordance with the Authority's arrangements for accountability and financial performance.

17. Property, Plant and Equipment

Assets that have physical substance and are held for use in the production or supply of goods or services, for rental to others, or for administrative purposes and that are expected to be used during more than one financial year are classified as Property, Plant and Equipment. The Authority operates a de minimis level of £5,000 in recognising and valuing assets.

Recognition

Expenditure on the acquisition, creation or enhancement of Property, Plant and Equipment is capitalised on an accruals basis, provided that it is probable that the future economic benefits or service potential associated with the item will flow to the authority and the cost of the item can be measured reliably. Expenditure that maintains but does not add to an asset's potential to deliver future economic benefits or service potential (ie. repairs and maintenance) is charged as an expense when it is incurred.

Measurement

Assets are initially measured at cost, comprising:

- the purchase price;
- any costs attributable to bringing the asset to the location and condition necessary for it to be capable of operating in the manner intended by management.

The authority does not capitalise borrowing costs incurred whilst assets are under construction.

The costs of assets acquired other than by purchase is deemed to be its fair value, unless the acquisition does not have commercial substance (ie it will not lead to a variation in the cash flows of the Authority). In the latter case, where an asset is acquired via an exchange, the cost of the acquisition is the carrying amount of the asset given up by the Authority.

Donated assets are measured initially at fair value. The difference between fair value and any consideration paid is credited to the Taxation and Non-specific Grant Income line of the Comprehensive Income and Expenditure Statement, unless the donation has been made conditionally. Until conditions are satisfied, the gain is held in the Donated Assets Account. Where gains are credited to the Comprehensive Income and Expenditure Statement, they are reversed out of the General Fund Balance to the Capital Adjustment Account in the Movement in Reserves Statement.

Assets are then carried in the Balance Sheet using the following measurement basis:

- infrastructure, community assets and assets under construction – depreciated historical cost;
- all other assets – current value, determined as the amount that would be paid for the asset in its existing use (existing use value – EUV).

Where there is no market based evidence of current value because of the specialist nature of an asset, depreciated replacement cost (DRC) is used as an estimate of current value.

ANNUAL STATEMENT OF ACCOUNTS 2022/23

STATEMENT OF ACCOUNTING POLICIES

Where non property assets that have short useful lives or low values (or both), depreciated historical cost basis is used as a proxy for current value.

Assets included in the Balance Sheet at current value are revalued sufficiently regularly to ensure that their carrying amount is not materially different from their fair value at the year-end but as a minimum every two years. Increases in valuations are matched by credits to the Revaluation Reserve to recognise unrealised gains. (Exceptionally, gains might be credited to the Comprehensive Income and Expenditure Statement where they arise from the reversal of a loss previously charged to a service).

Where decreases in value are identified, they are accounted for as follows:

- Where there is a balance of revaluation gains for the asset in the Revaluation Reserve, the carrying amount of the asset is written down against that balance (up to the amount of the accumulated gains);
- Where there is no balance in the Revaluation Reserve or an insufficient balance, the carrying amount of the asset is written down against the relevant service line(s) in the Comprehensive Income and Expenditure Statement.

The Revaluation Reserve contains revaluation gains recognised since 1 April 2007 only, the date of its formal implementation. Gains arising before that date have been consolidated into the Capital Adjustment Account.

Impairment

Assets are assessed at each year end as to whether there is any indication that an asset may be impaired. Where indications exist and any possible differences are estimated to be material, the recoverable amount of the asset is estimated and, where this is less than the carrying amount of the asset, an impairment loss is recognised for the shortfall.

Where impairment losses are identified, they are accounted for as follows:

- Where there is a balance of revaluation gains for the asset in the Revaluation Reserve, the carrying amount of the asset is written down against the balance (up to the amount of the accumulated gains);
- Where there is no balance in the Revaluation Reserve or an insufficient balance, the carrying amount of the asset is written down against the relevant service line(s) in the Comprehensive Income and Expenditure Statement.
- Where an impairment loss is reversed subsequently, the reversal is credited to the relevant service line(s) in the Comprehensive Income and Expenditure Statement, up to the amount of the original loss, adjusted for depreciation that would have been charged if the loss had not been recognised.

Depreciation

Depreciation is provided for on all Property, Plant and Equipment assets by the systematic allocation of their depreciable amounts over their useful lives. An exception is made for assets without a determinable finite useful life (ie freehold land and certain Community Assets) and assets that are not yet available for use (ie assets under construction).

Depreciation is calculated on the following bases:

- Buildings – straight line allocation over the useful life of the property as estimated by the valuer;

ANNUAL STATEMENT OF ACCOUNTS 2022/23

STATEMENT OF ACCOUNTING POLICIES

- Vehicles, plant, furniture and equipment – straight-line allocation over useful life of the asset as advised by a suitably qualified officer;
- Infrastructure – straight line allocation over estimated useful life.

Where an item of Property, Plant and Equipment asset has major components whose cost is significant in relation to the total cost of the item, the components are depreciated separately.

Revaluation gains are also depreciated, with an amount equal to the difference between current value depreciation charged on assets and the depreciation that would have been chargeable based on their historical cost being transferred each year from the Revaluation Reserve to the Capital Adjustment Account.

Disposals and Non-Current Assets Held for Sale

When it becomes probable that the carrying amount of an asset will be recovered principally through a sale transaction rather than through its continuing use, it is reclassified as an Asset Held for Sale. The asset is revalued immediately before reclassification and then carried at the lower of this amount and fair value less costs to sell. Where there is a subsequent decrease to fair value less costs to sell, the loss is posted to the other Operating Expenditure line in the Comprehensive Income and Expenditure Statement. Gains in fair value are recognised only up to the amount of any previous losses recognised in the surplus or deficit on Provision of Services. Depreciation is not charged on Assets Held for Sale.

If assets no longer meet the criteria to be classified as Assets Held for Sale, they are reclassified back to Non-Current Assets and valued at the lower of their carrying amount before they were classified as held for sale; adjusted for depreciation, amortisation or revaluations that would have to be recognised had they not been classified as Assets Held for Sale, and their recoverable amount at the date of the decision not to sell.

Assets that are to be abandoned or scrapped are not reclassified as Assets Held for Sale.

When an asset is disposed of or decommissioned, the carrying amount of the asset in the Balance Sheet (whether Property, Plant, and Equipment or Assets Held for Sale) is written off to the Other Operating Expenditure line in the Comprehensive Income and Expenditure Statement as part of the gain or loss on disposal. Receipts from disposals (if any) are credited to the same line in the Comprehensive Income and Expenditure Statement also as part of the gain or loss on disposal (ie netted off against the carrying value of the asset at the time of disposal). Any revaluation gains accumulated for the asset in the Revaluation Reserve are transferred to the Capital Adjustment Account.

Amounts received for a disposal in excess of £10,000 are categorised as capital receipts. The balance of receipts is required to be credited to the Capital Receipts Reserve and can then only be used for new capital investment, or set aside to reduce the Authority's underlying need to borrow (the capital financing requirement). Receipts are appropriated to the Reserve from the General Fund Balance in Movement in Reserve Statement.

The written-off value of disposals is not a charge against Council Tax, as the cost of fixed assets is fully provided for under separate arrangements for capital financing. Amounts are appropriated to the Capital Adjustment Account from the General Fund Balance in the Movement in Reserves Statement.

ANNUAL STATEMENT OF ACCOUNTS 2022/23

STATEMENT OF ACCOUNTING POLICIES

18. Provisions, Contingent Liabilities and Contingent Assets and Reserves

Provisions

Provisions are made where an event has taken place that gives the authority a legal or constructive obligation that probably requires settlement by a transfer of economic benefits or service potential, and a reliable estimate can be made of the amount of the obligation. For instance, the Authority may be involved in a court case that could eventually result in the making of a settlement or the payment of compensation.

Provisions are charged as an expense to the appropriate service line in the Comprehensive Income and Expenditure Statement in the year that the authority becomes aware of the obligation, and are measured at the best estimate at the balance sheet date of the expenditure required to settle the obligation, taking into account relevant risks and uncertainties.

When payments are eventually made, they are charged to the provision carried in the Balance Sheet. Estimated settlements are reviewed at the end of each financial year – where it becomes less than probable that a transfer of economic benefits will now be required (or a lower settlement than anticipated is made), the provision is reversed and credited back to the relevant service.

Where some or all of the payment required to settle a provision is expected to be recovered from another party (eg. from an insurance claim) this is only recognised as income for the relevant service if it is virtually certain that reimbursement will be received if the authority settles the obligation.

Contingent Liabilities

A contingent liability arises where an event has taken place that gives the authority a possible obligation whose existence will only be confirmed by the occurrence or otherwise of uncertain future events not wholly within the control of the authority. Contingent liabilities also arise in circumstances where a provision would otherwise be made but either it is not probable that an outflow of resources will be required or the amount of the obligation cannot be measured reliably.

Contingent liabilities are not recognised in the Balance Sheet but disclosed in a note to the accounts.

Contingent Assets

A contingent asset arises where an event has taken place that gives the authority a possible asset whose existence will only be confirmed by the occurrence or otherwise of uncertain future events not wholly within the control of the authority.

Contingent assets are not recognised in the Balance Sheet but disclosed in a note to the accounts where it is probable that there will be an inflow of economic benefits or service potential.

Reserves

The authority sets aside specific amounts as reserves for future policy purposes or to cover contingencies. Reserves are created by transferring amounts out of the General Fund Balance. When expenditure to be financed from a reserve is incurred, it is charged to the appropriate service in that year to score against the Surplus or Deficit on the Provision of Services in the Comprehensive Income and Expenditure Statement. The reserve is then transferred back into the General Fund Balance in the Movement in Reserves Statement so that there is no net charge against council tax for the expenditure.

ANNUAL STATEMENT OF ACCOUNTS 2022/23

STATEMENT OF ACCOUNTING POLICIES

Certain reserves are kept to manage the accounting processes for non-current assets, retirement and employee benefits and do not represent usable resources for the authority – these reserves are explained in the relevant policies.

19. **Revenue Expenditure Funded from Capital Under Statute (REFCUS)**

Expenditure incurred during the year that may be capitalised under statutory provisions but that does not result in the creation of a non-current asset has been charged as expenditure to the relevant service in the Comprehensive Income and Expenditure Statement in the year. Where the authority has determined to meet the cost of this expenditure from existing capital resources or by borrowing, a transfer in the Movement in Reserves Statement from the General Fund Balance to the Capital Adjustment Account then reverses out the amounts charged so that there is no impact on the level of council tax.

20. **VAT**

VAT payable is included as an expense only to the extent that it is not recoverable from Her Majesty's Revenue and Customs. VAT receivable is excluded from income.

21. **Fair Value Measurement**

The Authority measures some of its non-financial assets i.e. investment assets and some of its financial instruments at fair value at each reporting date. Fair Value is the price that would be received to sell an asset or paid to transfer a liability in an orderly transaction between market participants at the measurement date. The fair value measurement assumes that the transaction to sell the asset or transfer the liability takes place either:

- a) In the principal market for the asset or liability; or
- b) In the absence of a principal market, in the most advantageous market for the asset or liability.

The authority measures the fair value of an asset or liability using the assumptions that market participants would use when pricing the asset or liability, assuming that market participants act in their economic best interest.

When measuring the fair value of a non-financial asset, the authority takes into account a market participants ability to generate economic benefits by using the asset in its highest and best use by selling it to another market participant that would use the asset in its highest and best use.

The authority uses valuation techniques that are appropriate in the circumstances and for which sufficient data is available, maximising the use of relevant observable inputs and minimising the use of unobservable inputs. Inputs to the valuation techniques in respect of a fair value measurement are categorised within the fair value hierarchy, as follows:

- Level 1 – quoted prices in active market for identical assets or liabilities that the authority can access at the measurement date;
- Level 2 – inputs other than quoted prices included within Level 1 that are observable for the asset or liability, either directly or indirectly;

ANNUAL STATEMENT OF ACCOUNTS 2022/23

STATEMENT OF ACCOUNTING POLICIES

- Level 3 – unobservable inputs for the asset or liability.

22. Collection Fund

As a billing authority, Gedling Borough Council is required to maintain a separate fund (i.e. the Collection Fund) for the collection and distribution of amounts due in respect of council tax and non-domestic rates (NDR). The Council acts as an agent, collecting and distributing council tax and NDR income on behalf of the major preceptors (including central government for NDR) and, as principals, collecting council tax and NDR for themselves. Under the legislative framework for the Collection Fund, billing authorities, major preceptors and central government share proportionately the risk and rewards that the amount of council tax and NDR collected could be less or more than predicted.

Accounting for Council Tax and NDR

The transactions of the Collection Fund are wholly prescribed by legislation. Billing authorities have no discretion to determine which receipts and payments are accounted for within the fund and which are outside it.

Gedling's share of non-domestic rating income and its own council tax demand are paid out of the Collection Fund and credited to the Comprehensive Income and Expenditure Statement (CIES). The transactions presented in the Collection Fund Statement are limited to the cash flows permitted by statute for the financial year, however each authority will recognise income on a full accruals basis, ie. sharing out in full the surplus or deficit on the Collection Fund at the end of the year, even though it will be distributed to, or recovered from, the relevant authorities in a subsequent financial year. The difference between the accrued income included in the CIES and the estimated income share or demand is reversed out via the Movement in Reserves Statement, and transferred to the Collection Fund Adjustment Account.

There is no requirement for a separate Collection Fund Balance Sheet. Instead Collection Fund balances are distributed across the balance sheets of the billing authority, central government, and precepting authorities. In Gedling's accounts this is represented by the establishment of a debtor or creditor position with each organisation for the difference between the preceptors' and central government's share of business rates income or council tax demand and the cash collected, and settlement of the surplus/deficit on the Collection Fund.

Gedling's Balance Sheet includes the authority's share of the year end balances in respect of council tax and NDR relating to arrears, impairment allowances for doubtful debts, overpayments and prepayments and appeals. Where debtor balances are identified as impaired because of a likelihood arising from a past event that payments due under the statutory arrangements will not be made (fixed or determinable payments), the asset is written down and a charge made to the Collection Fund. The impairment loss is measured as the difference between the carrying amount and the revised future cash flows.

As the billing authority, Gedling Borough Council's Cash Flow Statement includes in 'operating activities' only its own share of the council tax and non-domestic rating income collected with movements in the debtor/creditor position with preceptors and central government being included in the Cash Flow Statement as 'financing activities'.

ANNUAL STATEMENT OF ACCOUNTS 2022/23

STATEMENT OF RESPONSIBILITIES FOR THE STATEMENT OF ACCOUNTS FOR GEDLING BOROUGH COUNCIL

THE AUTHORITY'S RESPONSIBILITIES

The Authority is required to:

- Make arrangements for the proper administration of its financial affairs and to secure that one of its officers has the responsibility for the administration of those affairs. In this Authority, that officer is the Chief Financial Officer;
- Manage its affairs to secure economic, efficient and effective use of resources, and to safeguard its assets; and
- Approve the Statement of Accounts.

THE RESPONSIBILITIES OF THE CHIEF FINANCIAL OFFICER

The Chief Financial Officer is responsible for the preparation of the Statement of Accounts (which includes the financial statements) in accordance with proper practices as set out in the CIPFA / LASAAC Code of Practice on Local Authority Accounting in the United Kingdom ("The Code").

In preparing this Statement of Accounts, the Chief Financial Officer has:

- Selected suitable accounting policies, and then applied them consistently;
- Made judgements and estimates that were reasonable and prudent;
- Complied with the Code;
- Kept proper accounting records, which were up to date;
- Taken reasonable steps for the prevention and detection of fraud and other irregularities;
- Assessed the Authority's ability to continue as a going concern, disclosing as applicable, matters related to going concern;
- Used the going concern basis of accounting on the assumption that the functions of the Authority will continue in operational existence for the foreseeable future; and
- Maintained such internal control as they determine is necessary to enable the preparation of financial statements that are free from material misstatement, whether due to fraud or error.

CERTIFICATION

I certify that this Statement of Accounts presents a True and Fair view of the financial position of the Authority as at 31 March 2023 and its income and expenditure for the year then ended.

Signed:

T Adams ACMA CGMA
Chief Financial Officer

Date: 13 December 2024

Financial Statements

ANNUAL STATEMENT OF ACCOUNTS 2022/23

COMPREHENSIVE INCOME AND EXPENDITURE STATEMENT

The Comprehensive Income and Expenditure Statement (CIES) shows the accounting cost in the year of providing services in accordance with generally accepted accounting practices, rather than the amounts to be funded from taxation. Authorities raise taxation to cover expenditure in accordance with regulations, which may be different from the accounting cost. The taxation position is shown in the Expenditure and Funding Analysis (EFA), see note 5 on page 46 and the Movement in Reserves Statement on page 39.

Restated 2021/22			2022/23		
Gross Exp £000s	Gross Inc £000s	Net Exp £000s	Gross Exp £000s	Gross Inc £000s	Net Exp £000s
419	(110)	309	339	(117)	222
5,241	(2,990)	2,251	5,609	(3,692)	1,917
12,864	(4,443)	8,421	13,908	(5,169)	8,739
2,413	(1,507)	906	2,357	(859)	1,498
28,668	(21,109)	7,559	25,154	(20,979)	4,175
49,605	(30,159)	19,446	47,367	(30,816)	16,551
751	0	751	785	0	785
20	0	20	28	0	28
47	0	47	38	0	38
0	(61)	(61)	48	0	48
818	(61)	757	899	0	899
365	0	365	373	0	373
1,408	0	1,408	1,296	0	1,296
0	(116)	(116)	0	(656)	(656)
21	(473)	(452)	2,989	(678)	2,311
0	0	0	0	0	0
0	(163)	(163)	0	180	180
0	(3)	(3)	0	(144)	(144)
1,794	(755)	1,039	4,658	(1,298)	3,360
0	(7,303)	(7,303)	0	(7,622)	(7,622)
0	(4,030)	(4,030)	0	(5,586)	(5,586)
0	(1,807)	(1,807)	0	(888)	(888)
0	(4,437)	(4,437)	0	(510)	(510)
0	(17,577)	(17,577)	0	(14,606)	(14,606)
52,217	(48,552)	3,665	52,924	(46,720)	6,204
		(423)			(794)
		(22,360)			(44,592)
		(22,783)			(45,386)
		(19,118)			(39,182)

ANNUAL STATEMENT OF ACCOUNTS 2022/23

MOVEMENT IN RESERVES STATEMENT

The Movement in Reserves Statement (MiRS) shows the movement, from the start of the year to the end, on the different reserves held by the authority, analysed into "usable reserves" (ie. those that can be applied to fund expenditure or reduce local taxation), and other "unusable reserves". The Statement shows how the in-year movements of the authority's reserves are broken down between gains and losses incurred in accordance with Generally Accepted Accounting Practices, and the statutory adjustments required to return to the amounts chargeable to council tax for the year. The Net Increase/(Decrease) line shows the statutory General Fund Balance movement in the year, following those adjustments. The General Fund balance at 31 March 2023 is £0.830m.

2022/23 Statement

	Unallocated Reserves	Earmarked Reserves	Total General Fund	Capital Receipts Reserve	Capital Grants Unapplied	Total Usable Reserves	Total Unusable Reserves	TOTAL RESERVES
	£000s	£000s	£000s	£000s	£000s	£000s	£000s	£000s
Balance at 1 April 2022 per Balance Sheet	4,592	6,122	10,714	0	6,770	17,484	(30,306)	(12,822)
Total Comprehensive Income and Expenditure	(6,204)	0	(6,204)	0	0	(6,204)	45,386	39,182
Adj between Acc'g and Funding basis under regs. (note 9)	3,073	0	3,073	(9)	(440)	2,624	(2,624)	0
Net Increase/(Decrease) before transfers to Earmarked Reserves	(3,131)	0	(3,131)	(9)	(440)	(3,580)	42,762	39,182
Transfers (to)/from Earmarked Reserves (note 10)	(695)	78	(617)	9	606	(2)	2	0
Increase or (Decrease) in the year 2022/23	(3,826)	78	(3,748)	0	166	(3,582)	42,764	39,182
Balance at 31 March 2023 per Balance Sheet	766	6,200	6,966	0	6,936	13,902	12,458	26,360

2021/22 Comparatives

	Unallocated Reserves	Earmarked Reserves	Total General Fund	Capital Receipts Reserve	Capital Grants Unapplied	Total Usable Reserves	Total Unusable Reserves	TOTAL RESERVES
	£000s	£000s	£000s	£000s	£000s	£000s	£000s	£000s
Balance at 1 April 2021 per Balance Sheet (Restated)	7,923	8,031	15,954	0	3,341	19,295	(51,235)	(31,940)
Total Comprehensive Income and Expenditure	(3,665)	0	(3,665)	0	0	(3,665)	22,783	19,118
Adj between Acc'g and Funding basis under regs. (note 9)	(1,575)	0	(1,575)	0	3,429	1,854	(1,854)	0
Net Increase/(Decrease) before transfers to Earmarked Reserves	(5,240)	0	(5,240)	0	3,429	(1,811)	20,929	19,118
Transfers (to)/from Earmarked Reserves (note 10)	1,909	(1,909)	0	0	0	0	0	0
Increase or (Decrease) in the year 2021/22	(3,331)	(1,909)	(5,240)	0	3,429	(1,811)	20,929	19,118
Balance at 31 March 2022 per Balance Sheet	4,592	6,122	10,714	0	6,770	17,484	(30,306)	(12,822)

ANNUAL STATEMENT OF ACCOUNTS 2022/23

BALANCE SHEET

The Balance Sheet shows the value, as at the balance sheet date, of the assets and liabilities recognised by the authority. The net assets (assets less liabilities) are matched by the reserves held by the authority. Reserves are reported in two categories. The first category of reserves includes Usable Reserves, ie. those reserves that the authority may use to provide services, subject to the need to maintain a prudent level of reserves, and any statutory limitations on their use (for example, the Capital Receipts Reserve may only be used to fund capital expenditure or to repay debt). The second category of reserves includes those reserves that the authority is not able to use to provide services. This category of reserves includes reserves that hold unrealised gains and losses, for example the Revaluation Reserve, where amounts would only become available to provide services if assets were sold, and reserves that hold timing differences shown in the Movement in Reserves Statement line "adjustments between accounting basis and funding basis under regulations".

31 March 2022			31 March 2023	
£000s	£000s		£000s	£000s
		Property, Plant & Equipment (note 13)		
20,841		Land and Buildings	21,191	
3,292		Vehicles, Plant and Equipment	3,434	
722		Infrastructure	692	
2,235		Community Assets	2,117	
3,167		Assets Under Construction	0	
	30,257			27,434
	4,283	Investment Property (note 14)		5,646
	96	Intangible Assets (note 15)		87
	1,093	Long Term Investments		913
	891	Long Term Debtors (note 18)		22
	36,620	LONG TERM ASSETS		34,102
16,451		Short Term Investments	13,402	
166		Inventories	209	
10,190		Short Term Debtors (note 19)	8,204	
8,958		Cash and Cash Equivalents (note 20)	9,200	
	35,765	CURRENT ASSETS		31,015
(2)		Short Term Borrowing (under 1year)	(2)	
(18,538)		Short Term Creditors (note 21)	(12,685)	
	(18,540)	CURRENT LIABILITIES		(12,687)
(1,749)		Provisions over 1 year (note 22)	(1,481)	
(10,812)		Long term Borrowing (PWLB)	(10,812)	
(50,817)		Net Pensions Liability (note 32)	(10,056)	
(3,150)		Capital Grants & Contributions Received in Advance (note 11)	(3,520)	
(139)		Revenue Grants & Contributions Received in Advance (note 11)	(201)	
	(66,667)	LONG TERM LIABILITIES		(26,070)
	(12,822)	NET ASSETS / (LIABILITIES)		26,360

ANNUAL STATEMENT OF ACCOUNTS 2022/23

BALANCE SHEET

31 March 2022			31 March 2023	
£000s	£000s		£000s	£000s
	(12,822)	NET ASSETS / (LIABILITIES) AS ABOVE		26,360
		Usable Reserves (MiRS p39)		
		General Fund	766	
4,592		Earmarked Reserves (note 10)	6,200	
6,122		Capital Grants and Contributions Unapplied	6,936	
6,770				
	17,484			13,902
		Unusable Reserves (note 24)		
		Deferred Capital Receipts	549	
1,085		Revaluation Reserve	6,504	
5,874		Pooled Investment Funds Adjustment Account	(87)	
93		Pensions Reserve	(10,056)	
(51,233)		Capital Adjustment Account	14,046	
17,104		Collection Fund Adjustment Account - CTax	87	
(23)		Collection Fund Adjustment Account - NDR	1,758	
(2,816)		Short-term Accumulating Compensated Absences Account	(343)	
(390)				
	(30,306)			12,458
	(12,822)	TOTAL RESERVES		26,360

ANNUAL STATEMENT OF ACCOUNTS 2022/23

CASH FLOW STATEMENT

The Cash Flow Statement shows the changes in cash and cash equivalents of the authority during the reporting period. The statement shows how the authority generates and uses cash and cash equivalents by classifying cash flows as operating, investing and financing activities. The amount of cash flows arising from operating activities is a key indicator of the extent to which the operations of the authority are funded by way of taxation and grant income, or from the recipients of services provided by the authority. Investing activities represent the extent to which cash outflows have been made for resources which are intended to contribute to the authority's future service delivery. Cash flows arising from financing activities are useful in predicting claims on future cash flows by providers of capital (ie. borrowing) to the authority.

2021/22		2022/23
£000s		£000s
(3,665)	Net Surplus / (Deficit) on the Provision of Services per the Comprehensive Income and Expenditure Statement	(6,204)
7,696	Total of adjustments to net Surplus/(Deficit) on Provision of Services for non-cash movements	5,110
(4,433)	Total of adjustments to the net Surplus/(Deficit) on Provision of Services for items that are investing and financing activities	(711)
(402)	Net cash flow from operating activities (see note 25)	(1,805)
(7,833)	Investing activities (see note 26)	1,694
8,009	Financing activities (see note 27)	353
(226)	Net Increase / (Decrease) in Cash & Cash Equivalents	242
9,184	Cash and Cash Equivalents at the beginning of the reporting period	8,958
8,958	Cash and Cash Equivalents at the End of the Reporting Period	9,200

Analysis of Cash and Cash Equivalents at Balance Sheet dates:

	31 March 2022	31 March 2023
	£000s	£000s
Bank Account balances and cash in transit	(1,208)	(530)
Imprest accounts	6	5
Cash equivalents	10,160	9,725
Total Cash and Cash Equivalents per Balance Sheet	8,958	9,200

ANNUAL STATEMENT OF ACCOUNTS 2022/23

NOTES TO THE FINANCIAL STATEMENTS

1. ACCOUNTING POLICIES

Please refer to the full Statement of Accounting Polices which can be found on pages 19 to 35.

2. ACCOUNTING STANDARDS THAT HAVE BEEN ISSUED BUT NOT YET ADOPTED

At the balance sheet date, the following new accounting standards and amendments to existing standards have been published but not yet adopted by the Code.

IFRS16 (Leases) - Following an emergency consultation, CIPFA LASAAC has further deferred the implementation of IFRS16 until 1 April 2024, ie. for the 2024/25 Accounts. Authorities may implement the standard prior to this if they so wish. Gedling has not, as yet, decided to do so.

In addition reference is made to regular annual improvements to the IFRS Standards and references to the Conceptual Framework in IFRS Standards. These are not anticipated to have any material impact on the Council's financial statements.

3. CRITICAL JUDGEMENTS IN APPLYING ACCOUNTING POLICIES

In applying the Accounting Policies set out on pages 19 to 35, the authority may have to make certain judgements about complex transactions or those involving uncertainty about future events.

There is ongoing uncertainty about future levels of funding for local government, however the authority has determined that this uncertainty is not yet sufficient to provide an indication that the assets of the authority might be impaired as a result of a need to close facilities and reduce levels of service.

Following a referendum held on 23 June 2016, the UK left the European Union (EU) on the 31 January 2020 and concluded a trade deal with the EU by the deadline of 31 December 2020. As yet the full ongoing impact of this on the Council remains unclear.

4. ASSUMPTIONS MADE ABOUT THE FUTURE AND OTHER MAJOR SOURCES OF ESTIMATION UNCERTAINTY

The Statement of Accounts contains estimated figures that are based on assumptions made by the Authority about the future or that are otherwise uncertain. Estimates are made taking into account historical experience, current trends and other relevant factors. The estimates are reviewed on an ongoing basis. However, because balances cannot be determined with certainty, actual results could be materially different from the assumptions and estimates.

The estimated items in the Authority's Balance Sheet at 31 March 2023 for which there is a significant risk of causing a material adjustment in the forthcoming financial year are set out below. This list does not include assets and liabilities carried at fair value based on a recently observed market price.

The coronavirus pandemic has impacted on global financial markets, with market activity affected in many sectors. The property market is recovering well, and market evidence for comparison purposes is now becoming more available to inform opinions of value. Most valuations in 2022/23 were carried out by the Council's in-house valuer E. Wimble MRICS, a chartered surveyor. However valuations were also commissioned from external valuers as necessary. The Council's valuer is responsible for reporting on all values. In line with the RICS Material Valuation Uncertainty Leaders' Forum (UK), material valuation uncertainty (MVU) declarations are no longer required unless an individual valuer believes there is a reason for such a declaration. It is the Council valuer's professional judgement that none of the valuations for the 2022/23 Accounts are subject to MVU.

An impairment review of property values at the balance sheet date was completed at 31 March 2023. Any material differences have been reflected in value compared to the carrying amount.

ANNUAL STATEMENT OF ACCOUNTS 2022/23

NOTES TO THE FINANCIAL STATEMENTS

4. ASSUMPTIONS MADE ABOUT THE FUTURE AND OTHER MAJOR SOURCES OF ESTIMATION UNCERTAINTY (Continued)

Item	Uncertainties	Effect if Actual Results Differ from Assumptions
Pensions Liability	Estimation of the net liability to pay pensions depends on a number of complex judgements in relation to the discount rate used, the rate at which salaries are projected to increase, changes in the retirement ages, mortality rates and expected returns on pension fund assets. A firm of consulting actuaries is engaged to provide the Council with expert advice about the assumptions to be applied.	The effects on the net pensions liability of changes in individual assumptions can be measured. For example, a one year increase in the mortality assumption (life expectancy) would result in an increase of £4.12m in the pension liability and a 0.1% increase in the discount rate assumption would result in a decrease in the pension liability of £1.58m. Differences arising from actual experiences or future changes in assumptions will be reflected in subsequent periods. See note 32 on pages 81 to 88 for further details.
Pensions Assets	The Council participates in the Nottinghamshire Local Government Pension Fund. In line with the RICS Material Valuation Uncertainty Leaders' Forum (UK), material valuation uncertainty declarations are no longer required unless the individual valuer believes that there is reason for such a declaration. The Actuary has confirmed that no MVU declaration has been made in respect of Pension Fund property assets in 2022/23.	As the Actuary has confirmed that no MVU declarations have been made in 2022/23, there is no impact on Gedling's share of the property assets held within the Pension Fund.
Property Plant and Equipment	Depreciation and amortisation is provided to write down the assets to their residual values over their estimated useful lives. The selection of these residual values and useful lives requires the exercise of management judgements considering anticipated usage levels in service provision and levels of repairs and maintenance. A review of balance sheet values is undertaken each year end to assess if any of the assets have not been used at the estimated rates and if any impairment charges are required.	If the useful lives of assets are reduced, depreciation increases and the carrying amount of the asset falls. If assets lives were 10% lower than estimated the annual depreciation charge would be increased by approximately £207,951. However, as the asset values are reviewed on an annual basis this level of incorrect estimation is unlikely. See note 13 on pages 59 to 61 for further details.

ANNUAL STATEMENT OF ACCOUNTS 2022/23

NOTES TO THE FINANCIAL STATEMENTS

4. ASSUMPTIONS MADE ABOUT THE FUTURE AND OTHER MAJOR SOURCES OF ESTIMATION UNCERTAINTY (Continued)

Provisions	<p>The Authority has made provisions of £50,000 each for Transferred Housing Stock Repairs and Transferred Housing Stock Environmental Warranty Excesses. These provide amounts to cover for an estimated number of future claims. It is possible the actual number may exceed the estimate. The Business Rate Retention scheme introduced a requirement to maintain a provision for rating appeals. The system is complex and neither the number of successful appeals nor the percentage reduction in rateable value (RV) achieved can be pre-determined. The current provision totals £3,453,000 of which the Council's share as billing authority is £1,381,200.</p>	<p>A change of 5% in the assumed RV reduction achieved for each NDR appeal could increase or decrease the provision requirement by around £172,600. Of this, the Council's share as billing authority would be £69,000. See note 22 on page 70 for further details on Provisions.</p>
Arrears	<p>An estimate of the impairment allowance for doubtful debts is based upon the age and type of each debt. A collective assessment matrix is used, including the value of items with shared characteristics, eg. the type of debtor and the period overdue, together with a weighting factor for the probability of default. The loss allowance for impairment at 31 March 2023 is £2,269,800. Whilst the full impact of the coronavirus pandemic remains uncertain, it has been addressed when assessing the expected credit loss provisions and the use of a collective provision matrix ensures that where arrears rise there is a corresponding increase in the expected credit loss provision.</p>	<p>If collection rates were to deteriorate, a 10% increase on the impairment percentage would require an additional £149,600 to be set aside as an allowance.</p>

ANNUAL STATEMENT OF ACCOUNTS 2022/23

NOTES TO THE FINANCIAL STATEMENTS

5. EXPENDITURE AND FUNDING ANALYSIS

The Expenditure and Funding Analysis shows how annual expenditure is used and funded from resources (government grants, council tax and business rates) by local authorities in comparison with those resources consumed or earned by authorities in accordance with Generally Accepted Accounting Practices. It also shows how this expenditure is allocated for decision making purposes between the Council's portfolios. Income and expenditure accounted for under Generally Accepted Accounting Practices is presented more fully in the Comprehensive Income and Expenditure Statement (CIES) on page 38.

Restated 2021/22			2022/23		
Net Exp chg'ble to General Fund Balance £000s	Adjs between Funding & Acc'g Basis £000s	Net Exp in CIES (page 36) £000s	Net Exp chg'ble to General Fund Balance £000s	Adjs between Funding & Acc'g Basis £000s	Net Exp in CIES (page 36) £000s
			Net Cost of Services:		
291	18	309	209	13	222
1,798	453	2,251	1,585	332	1,917
6,767	1,654	8,421	7,899	840	8,739
627	279	906	1,281	217	1,498
5,493	2,066	7,559	1,946	2,229	4,175
14,976	4,470	19,446	12,920	3,631	16,551
			Cost of Services		
			Other Operating Expenditure:		
751	0	751	785	0	785
20	0	20	28	0	28
0	47	47	0	38	38
0	(61)	(61)	9	39	48
771	(14)	757	822	77	899
			Financing and Investment I&E:		
365	0	365	373	0	373
0	1,408	1,408	0	1,296	1,296
(80)	(36)	(116)	(632)	(24)	(656)
(184)	(268)	(452)	(180)	2,491	2,311
0	0	0	0	0	0
0	(163)	(163)	0	180	180
(3)	0	(3)	(144)	0	(144)
98	941	1,039	(583)	3,943	3,360
			Taxation and Non Specific Grants:		
(7,222)	(81)	(7,303)	(7,512)	(110)	(7,622)
(1,576)	(2,454)	(4,030)	(1,011)	(4,575)	(5,586)
(1,807)	0	(1,807)	(888)	0	(888)
0	(4,437)	(4,437)	0	(510)	(510)
(10,605)	(6,972)	(17,577)	(9,411)	(5,195)	(14,606)
5,240	(1,575)	3,665	3,748	2,456	6,204
			(Surpl)/Def on Prov'n of Services		
			Opening General Fund Balance		
			(Surplus)/Deficit on General Fund		
			Closing General Fund Balance		
			(6,966)		

£000s	£000s
(15,954)	(10,714)
5,240	3,748
(10,714)	(6,966)

ANNUAL STATEMENT OF ACCOUNTS 2022/23

NOTES TO THE FINANCIAL STATEMENTS

6. NOTE TO THE EXPENDITURE AND FUNDING ANALYSIS

The Code requires a reconciliation of the main adjustments to net expenditure chargeable to the General Fund to arrive at the amounts shown in the Comprehensive Income and Expenditure Statement (CIES) on page 38. The relevant transfers between reserves are shown in the Movement in Reserves Statement (MiRS) on page 39.

2022/23

	Adjs. between Funding and Accounting Basis			
	Adjustments for capital purposes	Net change for Pension adjustments	Other Differences	Total Adjustments
	£000s	£000s	£000s	£000s
Local Pride & Community Engagement	0	16	(3)	13
Lifestyles, Health & Wellbeing	0	345	(13)	332
Environment	0	853	(13)	840
Sustainable Growth & Economy	0	218	(1)	217
Corporate Resources & Performance	1,596	649	(16)	2,229
Cost of Services	1,596	2,081	(46)	3,631
Other income and expenditure from the Expenditure and Funding Analysis	2,176	1,334	(4,685)	(1,175)
Difference between the General Fund (surplus)/deficit and the CIES (surplus)/deficit on the Provision of Services	3,772	3,415	(4,731)	2,456

2021/22 Restated

	Adjs. between Funding and Accounting Basis			
	Adjustments for capital purposes	Net change for Pension adjustments	Other Differences	Total Adjustments
	£000s	£000s	£000s	£000s
Local Pride & Community Engagement	0	20	(2)	18
Lifestyles, Health & Wellbeing	109	422	(78)	453
Environment	417	1,303	(66)	1,654
Sustainable Growth & Economy	0	285	(6)	279
Corporate Resources & Performance	1,504	654	(92)	2,066
Cost of Services	2,030	2,684	(244)	4,470
Other income and expenditure from the Expenditure and Funding Analysis	(4,966)	1,455	(2,534)	(6,045)
Difference between the General Fund (surplus)/deficit and the CIES (surplus)/deficit on the Provision of Services	(2,936)	4,139	(2,778)	(1,575)

Adjustments for Capital purposes

Services lines are adjusted for depreciation and amortisation charges. Statutory charges for capital financing (the minimum revenue provision) and other revenue contributions are deducted as these are not chargeable under Generally Accepted Accounting Practices.

Other operating expenditure is adjusted for disposals of Property, Plant and Equipment.

ANNUAL STATEMENT OF ACCOUNTS 2022/23

NOTES TO THE FINANCIAL STATEMENTS

6. NOTE TO THE EXPENDITURE AND FUNDING ANALYSIS (Continued)

Financing and investment income and expenditure is adjusted for changes in the fair value of investment property and for disposals of investment assets.

Taxation and non-specific grant income and expenditure is credited with capital grants receivable in the year without condition or for which conditions were satisfied in the year.

Net Change for Pensions adjustments

Service lines are adjusted for the removal of employer's contributions made by the Council as allowed by statute and their replacement with current service costs and past service costs.

Other operating expenditure is adjusted for pensions administration.

Financing and investment income and expenditure is adjusted for the net interest on the defined benefit liability which is charged to the CIES.

Other Differences

Service lines include adjustments relating to the accumulated absences account. Accruals are made for compensated absences earned but not taken in the year, eg. annual and flexi-leave carried forward at 31 March. Statutory arrangements require that the impact of these accruals on the General Fund balance is neutralised by transfers to and from the accumulated absences account.

The charge under taxation and non-specific grant income mainly represents the difference between what is chargeable under statutory regulations for council tax and NDR, ie that was projected to be received at the start of the year, and the income to be recognised under Generally Accepted Accounting Practices. This is a timing issue as any difference will be brought forward in future surpluses and deficits on the Collection Fund.

7. SEGMENTAL ANALYSIS

The introduction of the Expenditure and Funding Analysis fulfils the majority of the segmental reporting requirements. However the Code requires that if certain specified items are reported segmentally to management and are material, these should be disclosed more fully. The Council's depreciation, amortisation charges and revaluation losses are reported segmentally, as is external income from customers, and details of these charges are given below.

Depreciation, Amortisation & Revaluation Losses

Local Pride & Community Engagement
Lifestyles, Health & Wellbeing
Environment
Sustainable Growth & Economy
Corporate Resources & Performance

2021/22 Restated	2022/23
£000s	£000s
0	0
297	279
1,224	1,108
1	1
(366)	(2,633)
1,156	(1,245)

External Income from Customers

Local Pride & Community Engagement
Lifestyles, Health & Wellbeing
Environment
Sustainable Growth & Economy
Corporate Resources & Performance

2021/22 Restated	2022/23
£000s	£000s
0	0
(2,492)	(3,367)
(3,259)	(3,295)
(887)	(703)
(1,622)	(1,548)
(8,260)	(8,913)

ANNUAL STATEMENT OF ACCOUNTS 2022/23

NOTES TO THE FINANCIAL STATEMENTS

8. EXPENDITURE AND INCOME ANALYSED BY NATURE

	2021/22	2022/23
	£000s	£000s
Employee benefits expenses	18,494	18,551
Other service expenses	28,912	27,965
Depreciation, amortisation & revaluation losses	2,110	2,186
Interest payments	365	372
Precepts and levies	772	813
Costs associated with the disposal of fixed assets	1	48
Expenditure on investment properties and reductions in fair value	21	2,989
Losses on pooled investment funds	0	0
Increases on Impairment Loss Allowances	0	0
Loss on derecognition of financial assets	273	0
Total Expenditure per CIES	50,948	52,924
Fees, charges and other service income	(8,260)	(8,913)
Interest and investment income	(116)	(658)
Income from council tax and NDR	(11,333)	(13,208)
Government grants and other contributions	(27,798)	(23,299)
Income from the disposal of assets	(62)	0
Income from investment properties and increases in fair value	(473)	(678)
Income from gains on pooled investment funds	(163)	180
Decreases on Impairment Loss Allowances	(3)	(144)
Gain on derecognition of financial assets	(328)	0
Total Income per CIES	(48,536)	(46,720)
(Surplus)/Deficit on the Provision of Services	2,412	6,204

ANNUAL STATEMENT OF ACCOUNTS 2022/23

NOTES TO THE FINANCIAL STATEMENTS

9. ADJUSTMENTS BETWEEN ACCOUNTING BASIS AND FUNDING BASIS UNDER REGULATIONS

This note details the adjustments that are made to the total comprehensive income and expenditure recognised by the authority in the year in accordance with proper accounting practice, to the resources that are specified by statutory provision as being available to the authority to meet future capital and revenue expenditure.

<u>2022/23</u>	Usable Reserves			Total Mov't on Usable Reserves	Mov't on Unusable Reserves
	General Fund Balance	Capital Receipts Reserve	Capital Grants Unapplied		
	£000s	£000s	£000s	£000s	£000s
<u>Adjustments primarily involving the Capital Adjustment Account (note 24)</u>					
Reversal of items debited or credited to the Comprehensive Income & Expenditure Statement (CIES):					
Charges for depreciation & impairment of non-current assets	1,720	0	0	1,720	(1,720)
Revaluation losses/(reversals) on Property Plant and Equipment	325	0	0	325	(325)
Movement in fair value of investment properties	2,491	0	0	2,491	(2,491)
Amortisation of intangible assets	92	0	0	92	(92)
Capital grants & contributions applied	(120)	0	0	(120)	120
Revenue Expenditure Funded from Capital Under Statute	802	0	0	802	(802)
Carrying Amounts debited as part of the gain or loss on disposals of non-current assets	0	0	0	0	0
Insertion of items NOT debited or credited to the CIES:					
Statutory provision for the financing of capital investment (Minimum Revenue Provision)	(639)	0	0	(639)	639
Capital expenditure charged against General Fund Balance	(99)	0	0	(99)	99
<u>Adjustments primarily involving the Capital Grants Unapplied Account</u>					
Capital grants and contributions unapplied, credited to the CIES	(385)	0	385	0	0
Application of grants to capital financing transferred to the Capital Adjustment Account	0	0	(825)	(825)	825
<u>Adjustments primarily involving the Pooled Investment Funds Adjustment Account</u>					
Transfer of the gain/loss on pooled investments	180	0	0	180	(180)
Sub-total of items adjusted	4,367	0	(440)	3,927	(3,927)

ANNUAL STATEMENT OF ACCOUNTS 2022/23

NOTES TO THE FINANCIAL STATEMENTS

9. ADJUSTMENTS BETWEEN ACCOUNTING BASIS AND FUNDING BASIS UNDER REGULATIONS

<u>2022/23 (Continued)</u>	Usable Reserves			Total Mov't on Usable Reserves	Mov't on Unusable Reserves
	General Fund Balance	Capital Receipts Reserve	Capital Grants Unapplied		
	£000s	£000s	£000s	£000s	£000s
Sub-total of adjustments from prev. page	4,367	0	(440)	3,927	(3,927)
<u>Adjustments primarily involving the Capital Receipts Reserve</u>					
Transfer of sale proceeds credited as part of the gain/loss on disposal to the CIES (PPE)	47	2	0	49	(49)
Transfer of sale proceeds credited as part of the gain/loss on disposal to the CIES (Investment Assets)	0	561	0	561	(561)
Use of Capital Receipts Reserve to finance new capital expenditure	0	(572)	0	(572)	572
<u>Adjustments primarily involving the Deferred Capital Receipts Reserve</u>					
Transfer of interest on deferred capital receipt	(25)	0	0	(25)	25
<u>Adjustments primarily involving the Pensions Reserve</u>					
Reversal of items relating to retirement benefits debited or credited to the CIES	5,785	0	0	5,785	(5,785)
Employers pension contributions and direct payments to pensioners payable in the year	(2,370)	0	0	(2,370)	2,370
<u>Adjustments primarily involving the Collection Fund Adjustment A/C</u>					
Amount by which Council Tax & NDR income credited to the CIES differs to that income calculated for the year in accordance with statutory requirements	(4,684)	0	0	(4,684)	4,684
<u>Adjustments primarily involving the Accumulated Absences Account</u>					
Amount by which officer remuneration credited to the CIES on an accruals basis is different from remuneration chargeable in the year in accordance with statutory requirements	(47)	0	0	(47)	47
Total Net adjs between Accounting basis and Funding basis under regulation (per Movement in Reserves Statement on p39)	3,073	(9)	(440)	2,624	(2,624)

ANNUAL STATEMENT OF ACCOUNTS 2022/23

NOTES TO THE FINANCIAL STATEMENTS

9. ADJUSTMENTS BETWEEN ACCOUNTING BASIS AND FUNDING BASIS UNDER REGULATIONS

This note details the adjustments that are made to the total comprehensive income and expenditure recognised by the authority in the year in accordance with proper accounting practice, to the resources that are specified by statutory provision as being available to the authority to meet future capital and revenue expenditure.

2021/22 Comparatives

Adjustments primarily involving the Capital Adjustment Account (note 24)

Reversal of items debited or credited to the Comprehensive Income & Expenditure Statement (CIES):

Charges for depreciation & impairment of non-current assets

	£000s	£000s	£000s	£000s	£000s
Charges for depreciation & impairment of non-current assets	1,788	0	0	1,788	(1,788)
Revaluation losses/(reversals) on Property Plant and Equipment	1,685	0	0	1,685	(1,685)
Movement in fair value of investment properties	(268)	0	0	(268)	268
Amortisation of intangible assets	83	0	0	83	(83)
Capital grants & contributions applied	(214)	0	0	(214)	214
Revenue Expenditure Funded from Capital Under Statute	409	0	0	409	(409)
Carrying Amounts debited as part of the gain or loss on disposals of non-current assets	0	0	0	0	0
Insertion of items NOT debited or credited to the CIES:					
Statutory provision for the financing of capital investment (Minimum Revenue Provision)	(573)	0	0	(573)	573
Capital expenditure charged against General Fund Balance	(1,570)	0	0	(1,570)	1,570
Adjustments primarily involving the Capital Grants Unapplied Account					
Capital grants and contributions unapplied, credited to the CIES	(4,004)	0	4,223	219	(219)
Application of grants to capital financing transferred to the Capital Adjustment Account	0	0	(794)	(794)	794
Adjustments primarily involving the Pooled Investment Funds Adjustment Account					
Transfer of the gain/loss on pooled investments	(163)	0	0	(163)	163
Sub-total of items adjusted	(2,827)	0	3,429	602	(602)

	£000s	£000s	£000s	£000s	£000s
Revaluation losses/(reversals) on Property Plant and Equipment	1,685	0	0	1,685	(1,685)

Movement in fair value of investment properties	(268)	0	0	(268)	268
---	-------	---	---	-------	-----

Amortisation of intangible assets	83	0	0	83	(83)
-----------------------------------	----	---	---	----	------

Capital grants & contributions applied	(214)	0	0	(214)	214
--	-------	---	---	-------	-----

Revenue Expenditure Funded from Capital Under Statute	409	0	0	409	(409)
---	-----	---	---	-----	-------

Carrying Amounts debited as part of the gain or loss on disposals of non-current assets	0	0	0	0	0
---	---	---	---	---	---

Insertion of items NOT debited or credited to the CIES:

Statutory provision for the financing of capital investment (Minimum Revenue Provision)	(573)	0	0	(573)	573
---	-------	---	---	-------	-----

Capital expenditure charged against General Fund Balance	(1,570)	0	0	(1,570)	1,570
--	---------	---	---	---------	-------

Adjustments primarily involving the Capital Grants Unapplied Account

Capital grants and contributions unapplied, credited to the CIES	(4,004)	0	4,223	219	(219)
--	---------	---	-------	-----	-------

Application of grants to capital financing transferred to the Capital Adjustment Account	0	0	(794)	(794)	794
--	---	---	-------	-------	-----

Adjustments primarily involving the Pooled Investment Funds Adjustment Account

Transfer of the gain/loss on pooled investments	(163)	0	0	(163)	163
---	-------	---	---	-------	-----

Sub-total of items adjusted	(2,827)	0	3,429	602	(602)
------------------------------------	----------------	----------	--------------	------------	--------------

ANNUAL STATEMENT OF ACCOUNTS 2022/23

NOTES TO THE FINANCIAL STATEMENTS

9. ADJUSTMENTS BETWEEN ACCOUNTING BASIS AND FUNDING BASIS UNDER REGULATIONS

<u>2021/22 Comparatives (Continued)</u>	Usable Reserves			Total Mov't on Usable Reserves	Mov't on Unusable Reserves
	General Fund Balance	Capital Receipts Reserve	Capital Grants Unapplied		
	£000s	£000s	£000s	£000s	£000s
Sub-total of adjustments from prev. page	(2,827)	0	3,429	602	(602)
<u>Adjustments primarily involving the Capital Receipts Reserve</u>					
Transfer of sale proceeds credited as part of the gain/loss on disposal to the CIES (PPE)	(70)	70	0	0	0
Transfer of sale proceeds credited as part of the gain/loss on disposal to the CIES (Investment Assets)	0	561	0	561	(561)
Use of Capital Receipts Reserve to finance new capital expenditure	0	(631)	0	(631)	631
<u>Adjustments primarily involving the Deferred Capital Receipts Reserve</u>					
Transfer of interest on deferred capital receipt	(36)	0	0	(36)	36
<u>Adjustments primarily involving the Pensions Reserve</u>					
Reversal of items relating to retirement benefits debited or credited to the CIES	6,606	0	0	6,606	(6,606)
Employers pension contributions and direct payments to pensioners payable in the year	(2,469)	0	0	(2,469)	2,469
<u>Adjustments primarily involving the Collection Fund Adjustment A/C</u>					
Amount by which council tax & NDR income credited to the CIES differs to the council tax income calculated for the year in accordance with statutory requirements	(2,535)	0	0	(2,535)	2,535
<u>Adjustments primarily involving the Accumulated Absences Account</u>					
Amount by which officer remuneration credited to the CIES on an accruals basis is different from remuneration chargeable in the year in accordance with statutory requirements	(244)	0	0	(244)	244
Total Net adjs between Accounting basis and Funding basis under regulation (per Movement in Reserves Statement on p39)	(1,575)	0	3,429	1,854	(1,854)

ANNUAL STATEMENT OF ACCOUNTS 2022/23

NOTES TO THE FINANCIAL STATEMENTS

10. TRANSFERS TO/FROM EARMARKED RESERVES

Contributions to Earmarked Reserves provide financing for future expenditure plans, and contributions posted back from such reserves helped to meet General Fund expenditure during 2021/22 and 2022/23.

	Balance 31 Mar 2021	Transfers out during 2021/22	Transfers in during 2021/22	Balance 31 Mar 2022	Transfers out during 2022/23	Transfers in during 2022/23	Balance 31 Mar 2,023
Reserve:	£000s	£000s	£000s	£000s	£000s	£000s	£000s
IT Equip't Replacement & Investment	581	(54)	110	637	(80)	110	667
Community and Crime	293	(97)	4	200	(27)	7	180
Risk Mgt & Budget Red'n	33	(14)	50	69	(32)	0	37
Housing and Housing Benefits	308	(59)	0	249	(52)	0	197
Insurance	337	(34)	37	340	(101)	35	274
Efficiency & Innovation	343	(16)	0	327	(87)	107	347
Asset Management	561	(212)	172	521	(103)	71	489
Local Plan Reserve	120	(19)	168	269	(27)	0	242
S106 Revenue	164	(30)	0	134	(29)	66	171
Earmarked Grants	1,393	(630)	258	1,021	(349)	692	1,364
Joint Use Maintenance	102	0	49	151	(16)	25	160
CCTV	199	(73)	26	152	(89)	32	95
Local Authority Mortgage Scheme	111	0	0	111	(111)	0	0
Apprentices	61	(18)	0	43	0	0	43
NDR Pool	1,514	(1,174)	233	573	(186)	694	1,081
Transformation	642	(347)	150	445	(266)	0	179
Economic Development	174	(113)	57	118	(91)	56	83
Leisure Strategy	278	(23)	0	255	(73)	0	182
Property Management	64	0	0	64	0	0	64
Selective Licencing	213	(20)	0	193	0	138	331
Additional Restrictions Grant (ARG)	540	(540)	0	0	0	14	14
Inflationary Pressures Contingency Reserve	0	0	250	250	(297)	47	0
Total Earmarked Reserves per Balance Sheet p40-41	8,031	(3,473)	1,564	6,122	(2,016)	2,094	6,200
Net Movement in Year per MiRS p39		(1,909)			78		

IT Replacement & Investment - to provide for the cost of replacing personal computing facilities based on a rolling programme, and investment in new equipment.

Community and Crime Reserve - to fund future community and crime initiatives, including mobile radios.

Risk Management Fund - monies set aside from savings in insurance premiums, to be used to reduce the risk of loss or injury in the provision of Council services, with the objective of reducing future insurance costs, and to provide for potential underachievement against the approved budget reduction programme.

ANNUAL STATEMENT OF ACCOUNTS 2022/23

NOTES TO THE FINANCIAL STATEMENTS

10. TRANSFERS TO/FROM EARMARKED RESERVES (Continued)

Housing and Housing Benefit Reserve - to provide for future risk of rising caseload for homelessness, and to cover unpredictable increases in the volume or category of housing benefit claimants. The reserve is also to provide for costs which may arise from the planned transfer of Housing Benefit to DWP, to form part of Universal Credit.

Insurance Fund - provides cover for excess payments following changes in the insurance market, and the level of cover provided by the Council's insurers.

Efficiency and Innovation Reserve - to provide funding for future initiatives.

Asset Management Reserve - to provide for asset maintenance and replacement.

Local Plan Reserve - to cover the costs of any future inspection by the Planning Inspectorate and fluctuations in workload arising from the planning application process.

Section 106 Reserve - holds contributions from Developers, where conditions have been satisfied, but where appropriate projects have yet to be undertaken.

Earmarked Grants Reserve - holds various grants and contributions received, which may only be used for the specific purposes for which they were received.

Joint Use Maintenance Reserve - to fund maintenance falling within the Joint Use Agreement for leisure centres within the borough.

Closed Circuit Television (CCTV) Reserve - to provide for the cost of replacing CCTV equipment, based on a rolling replacement programme.

Local Authority Mortgage Scheme Reserve - to provide for potential defaults in connection with two LAMS schemes launched in April 2012 and June 2013, under which the Council indemnified Lloyds for 20% of individual loans for 5 years from the date of each completion.

Apprentice Reserve - to provide for the employment of future apprentices in line with the Council's priorities.

NDR Pool Reserve - represents the Council's share of surpluses arising from its membership of the Nottinghamshire Business Rates Pool for Economic Development projects.

Transformation Reserve - to provide for the change management costs of implementing the budget reduction programme.

Economic Development Reserve - to provide for committed and future economic development projects.

Leisure Strategy Reserve - to provide for future investment in the Council's leisure facilities.

Property Management Reserve - to provide for entry fees for property funds and similar investments.

Selective Licencing Reserve - to provide for future costs associated with the Selective Licencing Scheme.

ARG Reserve - Additional Restrictions Grant was paid to the Council to fund Covid-19 related discretionary grants to local businesses in 2020/21, based on the authority's specific local knowledge.

Inflationary Pressures Contingency Reserve - to provide for pressures in coming years for cost of living increases, including but not restricted to utilities, pay etc.

ANNUAL STATEMENT OF ACCOUNTS 2022/23

NOTES TO THE FINANCIAL STATEMENTS

11. ANALYSIS OF GRANTS AND CONTRIBUTIONS INCLUDED IN THE COMPREHENSIVE INCOME AND EXPENDITURE STATEMENT

The authority credited the following grants and contributions to the Comprehensive Income and Expenditure Statement (CIES). The sums included within both Taxation and Non-Specific Grant Income and Cost of Services are analysed further below.

	2021/22	2022/23
	£000s	£000s
<u>Credited to Taxation and Non-Specific Grant Income:</u>		
Revenue Support Grant	0	(1)
New Homes Bonus	(106)	(521)
Local CTRS Support Grant	(118)	(212)
Lower Tier Services Grant	(131)	(140)
Covid-19 related non-ringfenced grants (see below)	(1,452)	(14)
Non Ring-fenced Grants	(1,807)	(888)
FCC Communities Foundation / WREN - Play Areas	0	0
MHCLG - Disabled Facilities Grant	(321)	0
Green Homes Grant Scheme	(494)	0
Community Infrastructure Levy (CIL)	(3,408)	(390)
Rural Development Programme for England / Rural Payments Agency	0	0
Section 106 Developer Contributions	(14)	(1)
D2N2 - Carlton Square	0	0
Office for Low Emission Vehicles (OLEV) - Electric Charging Points	(25)	0
Onchan Drive MUGA	(58)	0
Killisick Recreation Area	(97)	0
Bestwood Lodge	(20)	0
CCTV Developments	0	(20)
Colwick Recreation Ground	0	(99)
Capital Grants and Contributions	(4,437)	(510)
S31 Grants included in Non Domestic Rates income	(3,377)	(2,915)
Local Tax Income Guarantee included in Non Domestic Rates Income	105	0
Local Tax Income Guarantee included in Council Tax Income	0	0
Total Non Ring-fenced Grants included in CIES on page 38	(9,516)	(4,313)
<u>Credited to Services:</u>		
Housing Benefits	(18,523)	(17,768)
Grants for Revenue Expenditure funded from Capital	(899)	(1,282)
Covid-19 related Grants credited to Services (see below)	(458)	0
Other Grants & Contributions	(1,480)	(1,137)
Total grants & contributions credited to Services	(21,360)	(20,187)
Total Grants, Contributions and Donated Assets	(30,876)	(24,500)

The Community Infrastructure Levy (CIL) is a planning charge available to local authorities in England and Wales. It came into force in April 2010 and an authority may choose to levy the charge on most types of new development in its area. The proceeds of the levy must be spent on infrastructure in the local area, including transport, flood defence, schools, hospitals and other health and social care facilities. Gedling's CIL Charging Schedule came into effect in October 2015.

ANNUAL STATEMENT OF ACCOUNTS 2022/23

NOTES TO THE FINANCIAL STATEMENTS

11. ANALYSIS OF GRANTS AND CONTRIBUTIONS INCLUDED IN THE COMPREHENSIVE INCOME AND EXPENDITURE STATEMENT (Continued)

Significant sums are included in both Taxation and Non-Specific Grant Income and Cost of Services that relate to Covid-19 support. The amounts are made up as follows:

Credited to Taxation and Non-Specific Grant Income:

Additional Restrictions Grant (discretionary grants based on local knowledge)	(775)	(14)
Sales, Fees & Charges compensation (to mitigate irrecoverable losses of service income)	0	0
Emergency Covid-19 Delivery (to mitigate local authority funding pressures)	(534)	0
Discretionary Grants (Retail, Hospitality & Leisure sectors)	(5)	0
Local Restrictions Grant - Open (discretionary grants for businesses not mandated to close)	0	0
Track and Trace (discretionary grants)	(138)	0
Non ringfenced Business Grants Administration	0	0

Total

	2021/22	2022/23
	£000s	£000s
	(775)	(14)
	0	0
	(534)	0
	(5)	0
	0	0
	(138)	0
	0	0
Total	(1,452)	(14)

Credited to Services:

New Burdens & Covid Delivery Grants	(240)	0
Furlough Scheme	(51)	0
Contain Outbreak and Enforcement (to support costs associated with public health)	0	0
Track & Trace Discretionary (grants to eligible residents required to self isolate)	(24)	0
Compliance and Enforcement	0	0
Winter Assistance	0	0
Reopening High Streets Safely (to create a safe trading environment)	(66)	0
Welcome Back Fund	(77)	0
Additional HB Admin Subsidy	0	0

Total

	2021/22	2022/23
	£000s	£000s
	(240)	0
	(51)	0
	0	0
	(24)	0
	0	0
	0	0
	(66)	0
	(77)	0
	0	0
Total	(458)	0

Grants and Contributions Received in Advance

The authority has also received a number of grants and contributions that have yet to be recognised as income, since they have conditions attached to them that will require the monies or property to be returned to the giver. The balances at year-end for capital and revenue are as follows:

Capital

Developers' Section 106 Contributions

	2021/22	2022/23
	£000s	£000s
	(3,150)	(3,520)
	(3,150)	(3,520)
	(139)	(201)
	(139)	(201)

Revenue

Developers' Section 106 Contributions

ANNUAL STATEMENT OF ACCOUNTS 2022/23

NOTES TO THE FINANCIAL STATEMENTS

12. CAPITAL EXPENDITURE AND CAPITAL FINANCING

The total amount of capital expenditure incurred in the year is shown in the table below, together with the resources that have been used to finance it. Where capital expenditure is to be financed in future years by charges to revenue as assets used by the authority, the expenditure results in an increase in the Capital Financing Requirement (CFR), a measure of the capital expenditure incurred historically by the authority that has yet to be financed. The CFR is analysed in the second part of this note.

	2021/22	2022/23
	£000s	£000s
Opening Capital Financing Requirement (CFR)	10,013	11,659
<u>Additions:</u>		
Property, Plant & Equipment (note 13)	4,927	2,325
Intangible Assets	92	83
Revenue expenditure funded from capital under statute (REFCUS)	1,308	2,084
Total Capital Investment	6,327	4,492
<u>Financing:</u>		
Capital receipts	(632)	(572)
Government Grants	(1,195)	(1,362)
Other Grants and Contributions	(2,281)	(1,167)
Minimum Revenue Provision (MRP)	(573)	(638)
Total Sources of Finance	(4,681)	(3,739)
Closing Capital Financing Requirement (CFR)	11,659	12,412
<u>Explanation of movements in the year:</u>		
Increase/(Decrease) in underlying need to borrow - supported by Government financial assistance	0	0
Increase/(Decrease) in underlying need to borrow - not supported by Government financial assistance	1,646	753
Increase/(Decrease) in Capital Financing Requirement (CFR)	1,646	753

ANNUAL STATEMENT OF ACCOUNTS 2022/23

NOTES TO THE FINANCIAL STATEMENTS

13. PROPERTY, PLANT & EQUIPMENT

Movements in 2022/23

Cost or Valuation:

	Land & Bldgs. £000s	Vehicles Plant & Equipm't £000s	Infra- Struct. Assets £000s	Comm'y Assets £000s	Assets Under Constrn. £000s	Total £000s
As at 1 April 2022	21,371	10,146	1,470	8,380	3,167	44,534
Additions	368	1,029	30	147	751	2,325
Revaln incr/(decr) recognised in the Revaluation Reserve	(126)	0	0	0	0	(126)
Revaln incr/(decr) recognised in the Surplus/Deficit on Provision of Services	(110)	0	0	0	0	(110)
Derecognition-Disposals	2	(1,245)	4	(4)	0	(1,243)
Derecognition-Decommissioned	0	0	0	0	0	0
Other movements in cost or valuation	64	0	0	0	(3,918)	(3,854)
As at 31 March 2023	21,569	9,930	1,504	8,523	0	41,526

Accumulated Depreciation and Impairment:

As at 1 April 2022	(529)	(6,854)	(748)	(6,145)	0	(14,276)
Depreciation Charge	(554)	(841)	(57)	(268)	0	(1,720)
Depreciation written out to the Revaluation Reserve	705	0	0	0	0	705
Depreciation written out to the Surplus/Deficit on Provision of Services	0	0	0	0	0	0
Derecognition-Disposals	0	1,199	(7)	7	0	1,199
Derecognition-Decommissioned	0	0	0	0	0	0
As at 31 March 2023	(378)	(6,496)	(812)	(6,406)	0	(14,092)

Net Book Value 31/3/22	20,841	3,292	722	2,235	3,167	30,257
Net Book Value 31/3/23	21,191	3,434	692	2,117	0	27,434

ANNUAL STATEMENT OF ACCOUNTS 2022/23

NOTES TO THE FINANCIAL STATEMENTS

13. PROPERTY, PLANT & EQUIPMENT (Continued)

Comparative Movements in 2021/22

Cost or Valuation:

	Other Land & Bldgs. £000s	Vehicles Plant & Equipm't £000s	Infra- Struct. Assets £000s	Comm'y Assets £000s	Assets Under Constrn. £000s	Total £000s
As at 1 April 2021	22,532	9,477	1,390	8,174	267	41,840
Additions	1,353	829	127	207	2,411	4,927
Revaln incr/(decr) recognised in the Revaluation Reserve	23	0	0	0	0	23
Revaln incr/(decr) recognised in the Surplus/Deficit on Provision of Services	(1,674)	0	0	0	(11)	(1,685)
Derecognition-Disposals	0	(161)	0	0	0	(161)
Derecognition-Decommissioned	0	0	0	0	0	0
Other movements in cost or valuation	(729)	1	(47)	(1)	500	(276)
As at 31 March 2022	21,505	10,146	1,470	8,380	3,167	44,668

Accumulated Depreciation and Impairment:

As at 1 April 2021	(489)	(6,176)	(685)	(5,834)	0	(13,184)
Depreciation Charge	(575)	(839)	(63)	(311)	0	(1,788)
Depreciation written out to the Revaluation Reserve	400	0	0	0	0	400
Depreciation written out to the Surplus/Deficit on Provision of Services	0	0	0	0	0	0
Derecognition-Disposals	0	161	0	0	0	161
Derecognition-Decommissioned	0	0	0	0	0	0
As at 31 March 2022	(664)	(6,854)	(748)	(6,145)	0	(14,411)

Net Book Value 31/3/21

22,043	3,301	705	2,340	267	28,656
--------	-------	-----	-------	-----	--------

Net Book Value 31/3/22

20,841	3,292	722	2,235	3,167	30,257
--------	-------	-----	-------	-------	--------

Depreciation

The following useful lives have been used in the calculation of depreciation on a straight line basis:

Land and Buildings

Generally 25 to 95 years however Arnot Hill House, a listed building, has a life of 170 years.

Vehicles, Plant and Equipment

5 to 25 years

Infrastructure

10 to 25 years

ANNUAL STATEMENT OF ACCOUNTS 2022/23

NOTES TO THE FINANCIAL STATEMENTS

13. PROPERTY, PLANT & EQUIPMENT (Continued)

Revaluation

The authority carries out a rolling programme which ensures that all Property, Plant and Equipment required to be measured at Current Value is revalued at least every two years. Items within a class of Property, Plant and Equipment are revalued simultaneously within that rolling programme. Most valuations in 2022/23 were completed by the Council's in-house valuer, E. Wimble MRICS, a chartered surveyor. However valuations were also commissioned from external valuers as deemed necessary. Bruton Knowles carried out the valuations of Mapperley Golf Course and Bestwood Lodge Hotel whilst Lambert Smith Hampton valued land at Killisick Lane.

Valuations of land and buildings are carried out in accordance with the methodologies and basis for estimation set out in the professional standards of the Royal Institution of Chartered Surveyors. An impairment review is carried out annually on the Land and Buildings Portfolio. Due to Covid-19 there was previously a risk of material valuation uncertainty (MVU). However, as per the RICS Material Valuation Uncertainty Leaders' Forum (UK), MVU declarations are no longer required unless the individual valuer believes that there is reason for such a declaration. It is the Council valuer's professional judgement that none of the valuations for the 2022/23 Accounts are subject to MVU. Vehicles, Plant and Equipment are valued on a depreciated historic cost basis as a proxy for Current Value.

Capital Commitments

At 31 March 2023 there were two significant capital contracts that had been entered into but not fully completed. The construction costs relating to Gedling Access Road totalling £4,480,100 and the Green Homes Grants scheme totalling £1,037,900. This represents the sums remaining to be paid in 2023/24 and not the value of the contracts.

14. INVESTMENT PROPERTY

The following items of income and expenditure have been accounted for in the Financing and Investment Income and Expenditure line in the Comprehensive Income and Expenditure Statement.

	2021/22	2022/23
	£000s	£000s
Rental from Investment Property	(196)	(192)
Direct operating expenses arising from Investment Property	12	12
Net (Gain)/Loss	(184)	(180)

There are no restrictions on the authority's ability to realise the value inherent in its investment property, or on the authority's contractual obligations to purchase, construct or develop investment property, or repairs, maintenance or enhancement.

Investment property is valued on an annual basis, and an impairment review is also completed at the balance sheet date. Most valuations in 2022/23 were completed by the Council's in-house valuer, E. Wimble MRICS, a chartered surveyor. However valuations were also commissioned from external valuers as deemed necessary. The Council's valuer is however responsible for reporting on all values. Due to Covid-19 there was previously some risk of material valuation uncertainty (MVU). However as per the RICS Material Valuation Uncertainty Leaders' Forum (UK), MVU declarations are no longer required unless the individual valuer believes that there is reason for such a declaration. It is the Council valuer's professional judgement that none of the valuations for the 2022/23 Accounts are subject to MVU.

The following table summarises the movements in the fair value of investment properties over the year. The valuation basis adopted uses Level 2 inputs, ie. those other than quoted prices that are observable for the financial asset.

ANNUAL STATEMENT OF ACCOUNTS 2022/23

NOTES TO THE FINANCIAL STATEMENTS

14. INVESTMENT PROPERTY (Continued)

Long Term Investment Property:

Balance at the start of the year

Additions (purchase, construction & subsequent expenditure)

Transfers

Net gain/(loss) from fair value adjustments

Balance at the end of the year per Balance Sheet

	2021/22	2022/23
	£000s	£000s
Balance at the start of the year	3,958	4,283
Additions (purchase, construction & subsequent expenditure)	0	0
Transfers	57	3,854
Net gain/(loss) from fair value adjustments	268	(2,491)
Balance at the end of the year per Balance Sheet	4,283	5,646

15. INTANGIBLE ASSETS

The authority accounts for its software as intangible assets, to the extent that the software is not an integral part of a particular IT system and accounted for as part of the hardware item of Property, Plant and Equipment.

All software is given a finite life, based on assessments of the period that the software is expected to be of use to the authority.

The carrying amount of intangible assets is amortised on a straight line basis. The full amortisation of £92,286 charged to revenue in 2022/23 was charged to IT and then absorbed as an overhead across all relevant service headings in Cost of Services.

In view of the above, it is not possible to quantify exactly how much of the amortisation of intangible assets has been attributed to each service heading.

Gross carrying amount

Accumulated amortisation

Net carrying amount at start of year

Additions

Derecognition of decommissioned assets:

Gross carrying amount

Accumulated amortisation

Amortisation for the year

Net carrying amount at end of year per Balance Sheet

Represented by:

Gross carrying amount

Accumulated amortisation

Total

	2021/22	2022/23
	£000s	£000s
Gross carrying amount	901	993
Accumulated amortisation	(814)	(897)
Net carrying amount at start of year	87	96
Additions	92	83
Derecognition of decommissioned assets:		
Gross carrying amount	0	0
Accumulated amortisation	0	0
Amortisation for the year	(83)	(92)
Net carrying amount at end of year per Balance Sheet	96	87
<u>Represented by:</u>		
Gross carrying amount	993	1,076
Accumulated amortisation	(897)	(989)
Total	96	87

ANNUAL STATEMENT OF ACCOUNTS 2022/23

NOTES TO THE FINANCIAL STATEMENTS

16. FINANCIAL INSTRUMENTS

A financial instrument is any contract that gives rise to a financial asset in one entity, and a financial liability on another. Most straightforward financial assets (debtors, bank deposits, investments etc.) and liabilities (creditors, borrowings etc.) are covered, together with more complex ones not used by this authority (eg. debt instruments with embedded swaps, and options).

The Code requires extensive disclosures in relation to financial instruments, the purpose being to enable users to evaluate the significance of financial instruments for the authority's financial position and performance, and to assess the nature and extent of the risks arising from financial instruments to which the authority was exposed and how the authority manages those risks.

The Code accepts however that the level of detail included in the disclosures will depend on the extent of the authority's involvement in financial instruments, both in terms of the amounts involved and the complexity of the instruments. Gedling Borough Council is party only to straightforward instruments and accordingly the majority of the disclosure is given as a narrative, as permitted by the Code.

The Code requires authorities to measure their assets and liabilities and provide disclosures in accordance with IFRS13 - Fair Value Measurement. Therefore, wherever financial instruments are measured or disclosed at fair value, this is to be done in accordance with IFRS13. The Code defines fair value as "the price that would be received to sell an asset, or paid to transfer a liability, in an orderly transaction between market participants at the measurement date". This emphasises that fair value is a market based measurement and not an authority specific measurement.

A key element of IFRS13 is the fair value hierarchy. Level 1 inputs use quoted prices in an active market for identical assets and liabilities, which an authority can access at the measurement date. Level 2 uses inputs other than quoted prices that are observable for the asset or liability. Level 3 uses unobservable inputs for the asset or liability.

Initial Recognition

A financial asset or liability is recognised on the balance sheet when the holder becomes committed to the purchase, ie. the contract date. Trade receivables (debtors) are an exception, being recognised not when a contract to supply is made, but when the goods have been supplied or the service rendered by the Council. Similarly, trade payables (creditors) are recognised only when the goods or services have been received by the Council. In the case of a contract to borrow money, recognition is at the point at which the cash lent is received, not when the authority becomes committed to the loan agreement. In most cases relevant to Gedling Borough Council, the recognition point is obvious.

Initial Measurement

Financial assets and liabilities are initially measured at fair value, less the transaction costs that are directly attributable to them. As above, fair value is defined as the price that would be received to sell an asset, or paid to transfer a liability, in an orderly transaction between market participants at the measurement date. In general, the fair value on initial recognition will be the transaction price. Transaction costs include fees paid to brokers, dealers and advisers, but do not include internal administrative costs.

Soft Loans

Local Authorities often make "soft loans", ie. loans for policy reasons, rather than as financial instruments, and these loans may sometimes be interest free or at rates below those prevailing in the market, for example to voluntary bodies or to employees for the purchase of motor vehicles. The "fair value" of such loans may be held to be less than the amount of cash lent, and would accordingly be estimated as the present value of all the future cash receipts, discounted using the prevailing market rate of interest for a similar loan. Any sum by which the amount lent exceeds the fair value of the loan should be charged to the Comprehensive Income and Expenditure Statement.

ANNUAL STATEMENT OF ACCOUNTS 2022/23

NOTES TO THE FINANCIAL STATEMENTS

16. FINANCIAL INSTRUMENTS (Continued)

Subsequent accounting would require the loan's "effective rate of interest" to be used, which will be higher than the contractual rate since the initial carrying amount of the loan is less than the principal sum required to repay the loan. This rate will be the same as the rate used to discount the loan to its initial fair value. Interest in excess of the contractual rate is then credited to the Comprehensive Income and Expenditure Statement over the term of the loan.

The only "soft loans" identified by the Council in 2022/23 were car loans to employees. It is the Council's view that the outstanding sum of 22k is not material and accordingly, no calculation for fair value has been undertaken. Car loans are therefore recognised in the balance sheet at the value of the sums loaned, less repayments made.

Subsequent Measurement

Although all financial instruments are initially measured on the basis of fair value, subsequent measurement depends on the "classification" of an instrument. IFRS9 defines two classes of financial liabilities, and three classes of financial assets. Classification is now based on the characteristics of the financial asset, including consideration of the business model within which the asset is held. This requires an assessment of the objectives for holding the asset, and whether the contractual terms give rise to cashflows that are solely payments of principal and interest (the SPPI test).

Financial liabilities:

* Amortised cost

* Fair value through profit and loss (FVPL) - none held by the Council

Financial assets:

* Amortised cost

* Fair value through comprehensive income (FVOCI) - none held by the Council

* Fair value through profit and loss (FVPL)

In practice the majority of financial liabilities held by the Council will be in the "amortised cost" category, and most financial assets will be either at amortised cost, or held at fair value through profit and loss. It will often not be necessary to undertake a formal effective interest rate (EIR) calculation, either because the instrument is a short duration receivable (debtor) or payable (creditor) which is required to be measured at the original invoice amount, or because it is clear that the nominal interest rate equals the EIR, as is the case with most fixed rate instruments.

Most loan debts and investments will feature transaction costs which should be applied to the initial carrying amount, however where these are judged not to be material, for example the 0.035% charge made by PWLB, the transaction costs may be charged immediately to the Comprehensive Income and Expenditure Statement (CIES). This is the treatment adopted by Gedling Borough Council.

Premiums and Discounts

The accounting treatment for premiums and discounts arising on the early repayment of debt is largely dictated by the principle that financial instruments are derecognised when the contracts that establish them come to an end. Premiums and discounts may arise from the extinguishment of a financial liability. The amounts of such premiums payable or discounts receivable are thus required to be cleared to the Comprehensive Income and Expenditure Statement upon the extinguishment of the liability.

However, it has been recognised by the Government that this accounting treatment does not necessarily result in a charge which is equitable on Council Taxpayers in terms of gains and losses. Provisions have therefore been introduced to allow authorities to spread the impact of premiums and discounts on Council Tax over future financial years, and in England such spreading is a requirement for discounts.

No premiums or discounts were paid or received by the Council during 2022/23

ANNUAL STATEMENT OF ACCOUNTS 2022/23

NOTES TO THE FINANCIAL STATEMENTS

16. FINANCIAL INSTRUMENTS (Continued)

The Council's Financial Instruments at 31 March 2023

(a) Financial Liabilities at Amortised Cost:

- (i) **Long and Short Term Borrowing** - Total long term debt outstanding on the balance sheet on 31 March 2023 is £10.812m, all held with the Public Works Loan Board (PWLB). The short term borrowing balance of £2k shown on the Balance Sheet is represented by accrued interest only. PWLB loans have special characteristics in that the interest rates are based on the Government's cost of borrowing rather than on market rates, and a penalty charge is payable on early redemption that is over and above the cost to the lender.

The Council has a continuing ability to borrow at concessionary rates from the PWLB rather than from the markets, and these are termed the PWLB certainty interest rates. As a result of its PWLB commitments for fixed rate loans, a comparison of the terms of these loans with the new borrowing rates available from PWLB has been used to calculate the fair value. If a value is calculated on this basis the carrying amount of the Council's outstanding loans of £10.812m would be valued at £8.325m (excluding accrued interest). If the Council was to seek to repay the loans to PWLB, the PWLB would discount the charge based on the premature redemption interest rates, totalling £0.983m. The exit price for the outstanding PWLB loans including the penalty discount would therefore be £9.829m (excluding accrued interest).

This redemption charge is a supplementary measure of the fair value of the outstanding PWLB loans of £10.812m. It measures the economic effect of the terms agreed by the Council with the PWLB, compared with estimates of the terms that would be offered for market transactions undertaken at the balance sheet date, which have been assumed to be the PWLB premature redemption interest rates. The difference between the carrying amount and the fair value measures the additional interest that the authority will pay over the remaining terms of the loans under the agreements with the PWLB against what would be paid if the loans were at prevailing market rates.

If the discount rate applied to each outstanding loan was to increase by 1%, the discount would increase from £0.983m to £2.589m and the exit price from £9.829m to £8.223m (excluding accrued interest). These amounts would be reversed if the discount rate was to fall, ie. the penalty and the exit price would rise.

The valuation basis adopted uses level 2 inputs, ie. inputs other than quoted prices that are observable for the financial liability.

- (ii) **Long and Short Term Creditors** - Operational creditors are financial instruments of short duration, with no formal effective interest rate, and are required to be valued at their original amounts, ie. the carrying amount is a reasonable approximation of fair value. Long term creditors are represented by grants received in advance of £3.722m. Short-term creditors outstanding at 31 March 2023, which are classed as financial instruments, totalled £3.532m.

(b) Financial Assets at Amortised Cost

- (i) **Short Term Investment** - Investments held at 31 March 2023 amounted to £13.402m, including accrued interest, and consisted of fixed term deposits with approved counterparties. Term deposit rates were fixed at inception, with interest paid on maturity. No formal calculation of EIR is deemed necessary, and the carrying amount is a reasonable approximation of the fair value.
- (ii) **Long Term Debtors** - As discussed above, the only soft loans identified by Gedling Borough Council are car loans to employees. The sum outstanding at 31 March 2023 is £85k, which is not deemed material.
- (iii) **Short Term Debtors** - Operational debtors are financial instruments of short duration, with no formal effective interest rate, and are required to be valued at their original amount, ie. the carrying amount is a reasonable approximation of fair value. Short term debtors outstanding at 31 March 2023, which are classed as financial instruments, totalled £4.359m net of impairment provisions for doubtful debts (see note 19). This figure includes deferred capital receipts of £549k due in 2023/24 for a land sale at Teal Close.

ANNUAL STATEMENT OF ACCOUNTS 2022/23

NOTES TO THE FINANCIAL STATEMENTS

16. FINANCIAL INSTRUMENTS (Continued)

(iv) **Cash and Cash Equivalents** - The fair value of cash balances in hand (or overdrawn) is deemed to be the carrying value. The Council's overdrawn cash balances at 31 March 2023 totalled £0.559m as a result of daily cashflow management. This balance is combined on the Balance Sheet as part of the overall Cash and Cash Equivalents balance of £9.200m in hand, including a total of £9.725m held in Money Market Funds. Whilst the value of these funds can technically fluctuate, suggesting treatment as fair value through profit and loss, the Council invests with Low Volatility Net Asset Value (LVNAV) products, which have an exceptionally low level of fluctuation. The Money Market Funds are AAA rated, and this would not be the case if the Funds were not deemed stable.

(c) **Financial Assets at Fair Value through Profit and Loss**

The Council has a long term investment of £1m with the CCLA Local Authority Property Fund (LAPF). Under IFRS9 this investment is classified as a financial asset at fair value through profit and loss, whereby fluctuations in the certificated value of the fund would generally be charged to the CIES. However, a statutory override in place until 31 March 2023 requires these fluctuations to be reversed out via the MiRS to a Pooled Investment Funds Adjustment Account and held on the balance sheet.

The certificated value of the property fund investment fell from £1,092,898 at 31 March 2022 to £912,738 at 31 March 2023. The loss of £180,160 was debited to CIES and reversed out in accordance with the statutory override. The current balance on the Pooled Investment Funds Adjustment Account is a loss of £87,262.

Dividends received in respect of the property fund investment totalled £38,903 in 2022/23. These have been credited to the CIES and are included in the deficit on the provision of services.

A summary of the Council's exposure to financial instruments at 31 March 2023 is shown below:

Summary of Financial Instruments

Financial liabilities at amortised cost

Long Term Borrowing
Short Term Borrowing
Long Term Creditors
Short Term Creditors

Total Financial Liabilities

Financial assets at amortised cost

Short Term Investments
Long Term Debtors
Short Term Debtors
Cash & Cash Equivalents

Financial assets at fair value through profit and loss

Pooled Investment Funds

Total Financial Assets

	31/3/22	31/3/23
	£000s	£000s
	(10,812)	(10,812)
	(2)	(2)
	(3,289)	(3,722)
	(3,947)	(3,532)
Total Financial Liabilities	(18,050)	(18,068)
	16,451	13,402
	954	22
	5,282	4,359
	8,958	9,200
	1,093	913
Total Financial Assets	32,738	27,896

ANNUAL STATEMENT OF ACCOUNTS 2022/23

NOTES TO THE FINANCIAL STATEMENTS

17. THE NATURE AND EXTENT OF RISKS ARISING FROM FINANCIAL INSTRUMENTS

The Council is required to disclose information regarding the risk arising from financial instruments to which the authority is exposed.

Credit risk is the possibility that other parties might fail to pay amounts due to the authority. Liquidity risk is the possibility that the authority may not have funds available to meet its commitments to make payments. Refinancing risk is the possibility that the Council might be required to renew a financial instrument on maturity at unfavourable interest rates or terms. Market risk is the possibility that financial loss may arise as a result of changes in such measures as interest rates and stock market movements.

The Council's overall risk management programme focuses on the unpredictability of financial markets, and seeks to minimise potential adverse effects on the resources available to fund services.

Credit Risk

Credit risk arises from deposits with banks and financial institutions. The Council's Treasury Management Policy is to select counterparties by the use of a creditworthiness methodology provided by its treasury advisers. This is based on a sophisticated model that incorporates credit ratings from all three main rating agencies, supplemented by information relating to positive and negative outlooks and other technical market information. The result is a banding for the suggested duration of investments with any given counterparty, from "do not use" to 60 months. Any deviation from these suggested durations must be specifically approved by the Chief Financial Officer and reported to Full Council at the earliest opportunity. Full credit rating information is received from the treasury advisers on a weekly basis, with any changes in between being notified by ratings alerts. Accordingly, changes to the approved counterparty list can be made promptly in order to minimise the Council's exposure to risk.

The Council also operates maximum investment limits with individual counterparties and Money Market Funds. Any investment in excess of these limits is subject to the specific approval of the Chief Financial Officer. The Council did not experience any non-performance from any of its counterparties in respect of its temporary investments or cash equivalents during 2022/23.

Impairment of Financial Assets - the Expected Credit Loss Model

IFRS9 introduced the concept of "expected credit losses" as opposed to "incurred losses". This is largely in response to the financial crisis, when impairment provisions were often found to be too little, and to have been made too late.

Impairment losses must be calculated to reflect the expectation that future cashflows might not take place because the borrower could default on their obligations. Provision for trade receivables (debtors) is made on a lifetime expected loss basis using a collective provision matrix, and credit risk plays a crucial role in assessments. The Council has historically used such a matrix, and this has been reviewed to ensure that it is sufficiently "forward looking" and not simply based on past experience. The overall decrease of £144k in the Council's impairment loss allowances for financial instruments during 2022/23 has been credited to the financing and investment section of the CIES, in accordance with the requirement of IFRS9.

Whilst the full impact of the coronavirus pandemic is not yet known, it has been addressed when assessing the expected credit loss provisions. The use of a collective provision matrix ensures that where arrears rise there is also a corresponding increase in the expected credit loss provision, and furthermore, whilst recovery may be currently suspended, it will ultimately recommence. On the basis of a "lifetime expected credit loss" the overall position remains unchanged.

No provision for impairment has been made for short term investments on the basis that these are fixed term deposits with high quality counterparties and the risk is assessed as negligible. The Council's treasury advisers have calculated that the historic risk of default on the entire short term investment portfolio at 31 March 2023 is 0.01%, and would amount to an expected credit loss provision of less than £1,500. This is not deemed to be material.

Similarly, no provision has been made for cash and cash equivalents, which includes the Council's investments in money market funds. As previously discussed, these are AAA rated funds and are deemed to represent negligible risk.

ANNUAL STATEMENT OF ACCOUNTS 2022/23

NOTES TO THE FINANCIAL STATEMENTS

17. THE NATURE AND EXTENT OF RISKS ARISING FROM FINANCIAL INSTRUMENTS (Continued)

Liquidity and Refinancing Risk

As the authority has access to borrowings from PWLB, there is no significant risk that it will be unable to raise finance to meet its commitments under financial instruments. Instead, the risk is that the authority may have to replace significant proportions of its borrowings at unfavourable interest rates. The Prudential Code requires an indicator specifying the maximum proportions of debt maturing at different times, and performance in this respect is reported to the Chief Financial Officer on a daily basis. The PWLB maturity profile as at 31 March is shown below:

PWLB Maturity Analysis

Short Term Borrowing (repayable within 1 year)

Principal

Interest accruals

Short Term Borrowing per Balance Sheet

Long Term Borrowing

Repayable in 1 to 2 years

Repayable in 2 to 5 years

Repayable in 5 to 10 years

Repayable in over 10 years

Long Term Borrowing per Balance Sheet

	31/3/22	31/3/23
	£000s	£000s
Principal	0	0
Interest accruals	(2)	(2)
Short Term Borrowing per Balance Sheet	(2)	(2)
<u>Long Term Borrowing</u>		
Repayable in 1 to 2 years	0	0
Repayable in 2 to 5 years	0	0
Repayable in 5 to 10 years	(681)	(681)
Repayable in over 10 years	(10,131)	(10,131)
Long Term Borrowing per Balance Sheet	(10,812)	(10,812)

It is a requirement of the Code that the long-term and short-term parts of individual instruments be separated. Even when separated, the assets and liabilities remain financial instrument balances and should be carried in the Balance Sheet as investments or borrowings, rather than as debtors or creditors.

Market Risk:

The authority is exposed to some degree of risk on its exposure to interest rate movements on its borrowings and investments, and movements in interest rates can have a complex impact. The Treasury Management Strategy set each year specifies the maximum proportions of variable rate borrowings and investments that may be outstanding at any one time, and performance in this respect is reported to the Chief Financial Officer daily. In addition, regular advice is taken from the Council's treasury advisers with regard to the timing of significant borrowings and investments.

Price Risk:

The authority's property fund investment is subject to fluctuations in value and the capital sum is not guaranteed. However the intention is to hold the investment for at least five years to minimise the risk. The authority has no equity shareholdings and thus no exposure to risk from movements in share prices.

Foreign Exchange Risk:

The authority has no material financial assets denominated in foreign currencies and thus has no significant exposure to loss arising from movements in exchange rates.

18. LONG TERM DEBTORS

Car Loans

Other - Cycle Scheme

Land Sale Deferred Settlement

Total Long Term Debtors per Balance Sheet

	2021/22	2022/23
	£000s	£000s
Car Loans	14	21
Other - Cycle Scheme	1	1
Land Sale Deferred Settlement	876	0
Total Long Term Debtors per Balance Sheet	891	22

ANNUAL STATEMENT OF ACCOUNTS 2022/23

NOTES TO THE FINANCIAL STATEMENTS

19. SHORT TERM DEBTORS

	2021/22			2022/23		
	Financial Instrum'ts	Statutory Debts	Total	Financial Instrum'ts	Statutory Debts	Total
	£000s	£000s	£000s	£000s	£000s	£000s
Central Government Departments	606	1,718	2,324	554	567	1,121
Other Local Authorities	250	1,898	2,148	256	1,870	2,126
Land Sale Deferred Settlement	537	0	537	549	0	549
Other Entities and Individuals	6,303	1,750	8,053	5,270	1,838	7,108
Total Short Term Debtors	7,696	5,366	13,062	6,629	4,275	10,904
Less Impairment Loss Allowance	(2,414)	(458)	(2,872)	(2,270)	(430)	(2,700)
Net Short Term Debtors per Balance Sheet	5,282	4,908	10,190	4,359	3,845	8,204

Amounts in respect of council tax and business rates are outside the scope of financial instruments, being "statutory debtors". The balance of statutory debtors was particularly significant at 31 March 2022 due to the central government share of the exceptional business rates deficit - resulting from additional reliefs granted due to the pandemic. The balance has reduced considerably at 31 March 2023.

In accordance with IFRS9, the reduction on the impairment loss allowance for financial instruments between 2021/22 and 2022/23 has been credited to the Financing and Investment section in the Comprehensive Income and Expenditure Statement.

20. CASH AND CASH EQUIVALENTS

Cash equivalents are short-term, highly liquid investments that are readily convertible to known amounts of cash and which are subject to an insignificant risk of changes in value.

Cash equivalents are held for the purpose of meeting short-term cash commitments, rather than for investment or other purposes. There are no strict criteria relating to the nature and maturity of cash equivalents, but at Gedling all bank call accounts, including money market funds, are deemed to be such instruments, given that they are repayable at call without penalty. All the Council's fixed term deposits (however short) and notice accounts are classed as short-term investments, since penalties will be incurred if they are broken.

The balance of cash and cash equivalents is made up as follows:

	31/03/22	31/03/23
	£000s	£000s
Cash balance at bank and cash in transit	(1,208)	(530)
Imprest Accounts	6	5
	(1,202)	(525)
Call Accounts	10,160	9,725
Total Cash and Cash Equivalents per Balance Sheet	8,958	9,200

ANNUAL STATEMENT OF ACCOUNTS 2022/23

NOTES TO THE FINANCIAL STATEMENTS

21. SHORT TERM CREDITORS AND RECEIPTS IN ADVANCE

Creditors are defined as liabilities arising from the contractual obligation to pay cash in the future for goods or services or other benefits that have been received or supplied, and have been invoiced or formally agreed with the supplier.

If the Council receives consideration that does not yet meet the required conditions for revenue recognition, ie. goods have not been received, or a service has not been undertaken, a receipt in advance must be recognised.

	2021/22			2022/23		
	Financial Instrum'ts	Statutory Creditors	Total	Financial Instrum'ts	Statutory Creditors	Total
	£000s	£000s	£000s	£000s	£000s	£000s
Central Government Departments	(3)	(13,714)	(13,717)	(4)	(6,893)	(6,897)
Other Local Authorities	(1,739)	(455)	(2,194)	(1,333)	(1,738)	(3,071)
Other Entities and Individuals	(2,205)	(422)	(2,627)	(2,194)	(523)	(2,717)
Total Short Term Creditors per Balance Sheet	(3,947)	(14,591)	(18,538)	(3,531)	(9,154)	(12,685)

Amounts due in respect of council tax, business rates and HMRC taxes are outside the scope of financial instruments, being "statutory creditors". The balance of statutory creditors at 31 March 2023 remains significant due to S31 grant initially paid to Gedling as the billing authority being repayable to DLUHC.

22. PROVISIONS

Over one year:

Balance at 1 April 2022

Additional Provisions made in 2022/23

Used in 2022/23

Reversed in 2022/23

Balance at 31 March 2023

Transf'd Stock Env. Warranties	Transf'd Stock Repairs	NDR Appeals	Total Provisions
£000s	£000s	£000s	£000s
(50)	(50)	(1,649)	(1,749)
0	0	268	268
0	0		0
0	0		0
(50)	(50)	(1,381)	(1,481)

Transferred Stock Environmental Warranties - to provide for the payment of excesses under the Environmental Warranty provided to Gedling Homes under the Large Scale Voluntary Transfer (LSVT) arrangement. An excess of £25,000 makes it likely that the Council will be required to meet certain expenses over the life of the policy.

Transferred Stock Repairs - to provide for work required under warranties on the transferred properties referred to above.

NDR Appeals - The Business Rate Retention regime places a liability on the Council to refund ratepayers who successfully appeal against the rateable value of their properties on the rating list. A provision of £1,381,000 has been made, representing the Council's estimated share of such liabilities at 31 March 2023.

ANNUAL STATEMENT OF ACCOUNTS 2022/23

NOTES TO THE FINANCIAL STATEMENTS

23. USABLE RESERVES

Movements in the authority's Usable Reserves are detailed in the Movement in Reserves Statement on page 39, and in note 9 on pages 50 to 53.

24. UNUSABLE RESERVES

Deferred Capital Receipts	1,085	549
Revaluation Reserve	5,874	6,504
Pooled Investment Funds Adjustment Account	93	(87)
Capital Adjustment Account	17,104	14,046
Pensions Reserve	(51,233)	(10,056)
Collection Fund Adjustment Account - Council Tax	(23)	87
Collection Fund Adjustment Account - Non Domestic Rates	(2,816)	1,758
Accumulated Absences Account	(390)	(343)

	31/03/22	31/03/23
	£000s	£000s
Deferred Capital Receipts	1,085	549
Revaluation Reserve	5,874	6,504
Pooled Investment Funds Adjustment Account	93	(87)
Capital Adjustment Account	17,104	14,046
Pensions Reserve	(51,233)	(10,056)
Collection Fund Adjustment Account - Council Tax	(23)	87
Collection Fund Adjustment Account - Non Domestic Rates	(2,816)	1,758
Accumulated Absences Account	(390)	(343)
Total Unusable Reserves	(30,306)	12,458

Total Unusable Reserves

Deferred Capital Receipts Reserve

The Deferred Capital Receipts Reserve holds the gains recognised on the disposal of non-current assets but for which cash settlement has yet to take place. Under statutory arrangements, the authority does not treat these gains as usable for financing new capital expenditure until they are backed by cash receipts. When the deferred cash settlement eventually takes place, amounts are transferred to the Capital Receipts Reserve. The balance relates to the sale of land at Teal Close, completed on 30 April 2018.

Revaluation Reserve

The Revaluation Reserve contains the gains made by the authority arising from increases in the value of its Property, Plant and Equipment. The balance is reduced when assets with accumulated gains are revalued downwards or impaired and the gains are lost, used in the provision of services and the gains are consumed through depreciation, or disposed of and the gains are realised.

The Reserve contains only revaluation gains accumulated since 1 April 2007, the date at which the Reserve was created. Accumulated gains arising before that date are consolidated into the balance on the Capital Adjustment Account.

Balance at 1 April

Upward revaluation of assets	726	746
Downward revaluation of assets and impairment losses not charged to the Surplus/Deficit on the Provision of Services	(303)	48
Surplus or deficit on revaluation of non current assets not posted to the Surplus or Deficit on the Provision of Services	423	794
Difference between fair value depreciation and historic cost depr'n	(382)	(164)
Accumulated gains on assets sold or scrapped	0	
Amount written off to the Capital Adjustment Account	(382)	(164)

	2021/22	2022/23
	£000s	£000s
Balance at 1 April	5,833	5,874
Upward revaluation of assets	726	746
Downward revaluation of assets and impairment losses not charged to the Surplus/Deficit on the Provision of Services	(303)	48
Surplus or deficit on revaluation of non current assets not posted to the Surplus or Deficit on the Provision of Services	423	794
Difference between fair value depreciation and historic cost depr'n	(382)	(164)
Accumulated gains on assets sold or scrapped	0	
Amount written off to the Capital Adjustment Account	(382)	(164)
Balance at 31 March	5,874	6,504

Balance at 31 March

ANNUAL STATEMENT OF ACCOUNTS 2022/23

NOTES TO THE FINANCIAL STATEMENTS

24. UNUSABLE RESERVES (Continued)

Pooled Investment Funds Adjustment Account

The introduction of IFRS9 requires pooled investment funds to be classified at Fair Value through Profit and Loss (FVPL), whereby all gains and losses are immediately charged to the Surplus and Deficit on the Provision of Services. However, in the case of certain property funds, including the CCLA LAPF in which the Council has an investment of £1m, a statutory override initially in place until 31 March 2023 requires these gains and losses to be neutralised via the Movement on Reserves Statement to the Pooled Investment Funds Adjustment Account (PIFAA). The increase in value of the Council's property fund investment in 2022/23 represents a gain, which has been reversed out to the PIFAA in accordance with the regulations.

	2021/22	2022/23
	£000s	£000s
Balance at 1 April	(70)	93
Gain/(Loss) on CCLA Property Fund in year	163	(180)
Balance at 31 March	93	(87)

Capital Adjustment Account

The Capital Adjustment Account absorbs the timing differences arising from the different arrangements for accounting for the consumption of non-current assets, and for financing the acquisition, construction or enhancement of those assets under statutory provisions. The Account is debited with the cost of acquisition, construction or enhancement, as depreciation, impairment losses and amortisations are charged to the Comprehensive Income and Expenditure Statement (with reconciling postings from the Revaluation Reserve to convert fair value figures to a historical cost basis). The Account is credited with the amounts set aside by the authority as finance for the costs of acquisition, construction or enhancement.

The Capital Adjustment Account contains accumulated gains and losses on Investment Properties, and if relevant, gains recognised on donated assets that have yet to be consumed by the authority.

The Account also contains revaluation gains accumulated on Property, Plant and Equipment before 1 April 2007, the date that the Revaluation Reserve was created to hold such gains. Note 9 on pages 50 to 53 provides details of the source of all the transactions posted to the Account, apart from those involving the Revaluation Reserve.

ANNUAL STATEMENT OF ACCOUNTS 2022/23

NOTES TO THE FINANCIAL STATEMENTS

24. UNUSABLE RESERVES (Continued)

Capital Adjustment Account (continued)

Balance at 1 April

Reversal of items relating to capital expenditure debited or credited to the Comprehensive Income and Expenditure Statement:

Charges for depreciation and impairment of non-current assets
 Revaluation (losses)/reversals on Property, Plant and Equipment
 Amortisation of Intangible Assets
 Revenue Expenditure funded from Capital under Statute (REFCUS)
 Amounts of non-current assets written off on disposal or sale as part of the gain/loss on disposal to the Comprehensive Income and Expenditure Statement

Adjusting amount written out of the Revaluation Reserve

Net written out amount of non-current assets consumed in the year

Capital financing applied in the year:

Use of Capital Receipts Reserve to finance new capital expenditure
 Capital grants and contributions credited to the Comprehensive Income and Expenditure Statement that have been applied to capital financing
 Applications of grants to capital financing from the Capital Grants Unapplied Account
 Statutory provision for the financing of capital investment charged against the General Fund
 Capital expenditure charged against the General Fund

Movements in the market value of Investment Properties debited or credited to the Comprehensive Income and Expenditure Statement

Balance at 31 March

	2021/22	2022/23
	£000s	£000s
Balance at 1 April	16,855	17,104
Reversal of items relating to capital expenditure debited or credited to the Comprehensive Income and Expenditure Statement:		
Charges for depreciation and impairment of non-current assets	(1,788)	(1,720)
Revaluation (losses)/reversals on Property, Plant and Equipment	(1,685)	(325)
Amortisation of Intangible Assets	(83)	(92)
Revenue Expenditure funded from Capital under Statute (REFCUS)	(409)	(802)
Amounts of non-current assets written off on disposal or sale as part of the gain/loss on disposal to the Comprehensive Income and Expenditure Statement	0	(47)
Adjusting amount written out of the Revaluation Reserve	(3,965)	(2,986)
Net written out amount of non-current assets consumed in the year	382	164
Capital financing applied in the year:		
Use of Capital Receipts Reserve to finance new capital expenditure	632	572
Capital grants and contributions credited to the Comprehensive Income and Expenditure Statement that have been applied to capital financing	214	120
Applications of grants to capital financing from the Capital Grants Unapplied Account	794	825
Statutory provision for the financing of capital investment charged against the General Fund	573	639
Capital expenditure charged against the General Fund	1,570	99
Movements in the market value of Investment Properties debited or credited to the Comprehensive Income and Expenditure Statement	3,783	2,255
	49	(2,491)
Balance at 31 March	17,104	14,046

Pensions Reserve

The Pensions Reserve absorbs the timing differences arising from the different arrangements for accounting for post employment benefits, and for funding benefits, in accordance with statutory provisions. The authority accounts for post employment benefits in the Comprehensive Income and Expenditure Statement as the benefits are earned by employees accruing years of service, updating the liabilities recognised to reflect inflation, changing assumptions and investment returns on any resources set aside to meet the costs. However, statutory arrangements require benefits earned to be financed as the authority makes employer's contributions to the pension fund, or eventually pays any pensions for which it is directly responsible. The debit balance on the Pensions Reserve therefore shows a substantial shortfall in benefits earned by past and current employees and the resources the authority has set aside to meet them. The statutory arrangements will ensure that funding will have been set aside by the time the benefits come to be paid.

ANNUAL STATEMENT OF ACCOUNTS 2022/23

NOTES TO THE FINANCIAL STATEMENTS

24. UNUSABLE RESERVES (Continued)

	2021/22	2022/23
	£000s	£000s
Balance at 1 April	(69,456)	(51,233)
Actuarial gains or (losses) on pensions assets and liabilities	22,360	44,592
Reversal of items relating to benefits debited or credited to the Surplus or Deficit on the Provision of Services in the Comprehensive Income and Expenditure Statement	(6,606)	(5,785)
Employer's pension contributions and direct payments to pensioners payable in the year	2,469	2,370
Balance at 31 March	(51,233)	(10,056)

Collection Fund Adjustment Accounts

The Collection Fund Adjustment Accounts manage the differences arising from the recognition of council tax and non domestic rate income in the Comprehensive Income and Expenditure Statement as it falls due from council taxpayers and ratepayers, compared with the statutory arrangements for paying across amounts to the General Fund from the Collection Fund.

Council Tax:

	2021/22	2022/23
	£000s	£000s
Balance at 1 April	(104)	(23)
Amount by which council tax income credited to the Comprehensive Income and Expenditure Account is different from council tax income calculated for the year in accordance with statutory arrangements	81	110
Balance at 31 March	(23)	87

ANNUAL STATEMENT OF ACCOUNTS 2022/23

NOTES TO THE FINANCIAL STATEMENTS

24. UNUSABLE RESERVES (Continued)

Collection Fund Adjustment Accounts (continued)

Non Domestic Rates:

Balance at 1 April

Amount by which non domestic rate income credited to the Comprehensive Income and Expenditure Account is different from NDR income calculated for the year in accordance with statutory arrangements

Balance at 31 March

2021/22	2022/23
£000s	£000s
(5,269)	(2,816)
2,453	4,574
(2,816)	1,758

Accumulated Absences Account

The Accumulated Absences Account absorbs the differences that would otherwise arise on the General Fund Balance from accruing for compensated absences earned, but not taken in the year, for example annual leave entitlement carried forward at 31 March. Statutory arrangements require that the impact on the General Fund Balance is neutralised by transfers to or from the account.

Overall balances of outstanding leave at each year-end are relatively consistent, however an annual review is carried out. Accruals are based on outstanding hours multiplied by pay rates for the following year, ie. the year in which the leave will be taken.

Balance at 1 April

Settlement or cancellation of accrual made at the end of the preceding year

Amounts accrued at the end of the current year

Amount by which officer remuneration charged to the Comprehensive Income and Expenditure Statement on an accruals basis is different from remuneration chargeable in the year in accordance with statutory requirements

Balance at 31 March

2021/22	2022/23
£000s	£000s
(634)	(390)
634	390
(389)	(343)
244	47
(390)	(343)

ANNUAL STATEMENT OF ACCOUNTS 2022/23

NOTES TO THE FINANCIAL STATEMENTS

25. CASH FLOW STATEMENT - OPERATING ACTIVITIES

	2021/22	2022/23
	£000s	£000s
Net Surplus / (Deficit) on the Provision of Services per CIES on p33	(3,665)	(6,082)
<u>Adjustments to the net surplus / (deficit) on the Provision of Services for non-cash movements:</u>		
Depreciation	1,788	1,720
Impairment and downward revaluations	1,685	325
Amortisation	83	92
Increase / (Decrease) in revenue creditors	(2,105)	(1,264)
(Increase) / Decrease in revenue debtors	1,813	(1,536)
(Increase) / Decrease in stocks and works in progress	(16)	(43)
Pension liability	4,552	3,415
Carrying amount of non current assets sold	0	0
Other non-cash items charged to net surplus/(deficit) on provision of services	(104)	2,279
	7,696	4,988
<u>Adjustments to the net surplus / (deficit) on the Provision of Services for items that are investing and financing activities:</u>		
Proceeds from sales of property, plant and equipment, and other investment property receipts and payments	(4,433)	(711)
Net cash flow from Operating Activities per Cash Flow Statement on p42	(402)	(1,805)

Cash flows for operating activities include the following items:

	2021/22	2022/23
	£000s	£000s
Interest Received	(116)	(550)
Interest Paid	365	369

ANNUAL STATEMENT OF ACCOUNTS 2022/23

NOTES TO THE FINANCIAL STATEMENTS

26. CASH FLOW STATEMENT - INVESTING ACTIVITIES

	2021/22	2022/23
	£000s	£000s
Purchase of property, plant and equipment, investment property and intangible assets	(4,719)	(2,519)
Purchase of short term and long term investments	(8,135)	0
Other payments for investing activities	(12)	(13)
Proceeds from sale of property, plant and equipment, investment property and intangible assets	597	585
Proceeds from short-term and long term investments	0	3,130
Capital grants & contributions	4,241	318
Other receipts from investing activities	195	193
Net cash flows from Investing Activities per Cash Flow Statement on p42	(7,833)	1,694

27. CASH FLOW STATEMENT - FINANCING ACTIVITIES

	2021/22	2022/23
	£000s	£000s
Receipt of short-term and long-term borrowing	1,000	0
Other receipts from financing activities	25	12
Movement on NDR debtor with preceptors and CLG	4,367	6,383
Movement on Council Tax debtors with Preceptors	408	158
Community Infrastructure Levy held for Parishes	(637)	1,390
Grants & contributions held for other principal parties	2,996	(7,561)
Written off car loans and accrued income	273	0
Long term pension fund debtor	(328)	0
Other payments for financing activities	(95)	(29)
Net cash flows from Financing Activities per Cash Flow Statement on p42	8,009	353

28. MEMBERS' ALLOWANCES

Payments to Members are made under the Local Authorities (Members Allowances) (England) Regulations 2003, which provide for the circumstances in which allowances are payable to Members, and to the maximum amounts payable in respect of certain allowances. The regulations include a requirement for authorities to make public their scheme for Members' allowances, and to disclose annually the amounts paid under such a scheme. The Council fulfils this requirement by the placement of a notice on its website. Under the Council's scheme, a Basic Allowance is paid to each Member, together with relevant Special Responsibility Allowances. There is also provision for the payment of car allowances, plus public transport, conference and subsistence expenses.

ANNUAL STATEMENT OF ACCOUNTS 2022/23

NOTES TO THE FINANCIAL STATEMENTS

28. MEMBERS' ALLOWANCES (Continued)

The authority paid the following amounts to Members of the Council during the year:

	2021/22	2022/23
	£000s	£000s
Allowances:		
Basic	179	182
Special Responsibility	120	119
Expenses:		
Conferences and subsistence	4	3
	303	304

The figures above include payments made to independent members.

29. EXTERNAL AUDIT COSTS

The authority is required to disclose amounts paid to its appointed auditors for work carried out in performing statutory functions. For 2022/23, Mazars are the appointed auditors for accounts and inspection work, however KPMG are the appointed auditors for grant certification work. Amounts paid to the appointed auditor for work carried out in providing additional services such as tax advice must also be disclosed, the purpose being to demonstrate that the objectivity of the auditor is not compromised by fees for other work being significant in relation to audit costs.

	2021/22	2022/23
	£	£
Audit services carried out by the appointed auditor (Mazars)	32,779	32,776
Additional fees to be paid to the appointed auditors in respect of previous years	15,489	23,590
Total fees for statutory audit services in the year	48,268	56,366
Fees for tax advisory services	0	0
Total fees paid to the appointed auditor	48,268	56,366

ANNUAL STATEMENT OF ACCOUNTS 2022/23

NOTES TO THE FINANCIAL STATEMENTS

30. OFFICERS' REMUNERATION

The Accounts and Audit Regulations 2015 require certain disclosures in respect of the remuneration of senior employees in Local Authorities, in order to provide greater transparency and accountability to local taxpayers in respect of the total remuneration package for the senior team charged with the stewardship of the Council. For the purpose of this disclosure note, senior officers are defined as those collectively representing the Council's Senior Leadership Team.

There is a requirement to disclose by job title the individual remuneration for senior employees whose annualised basic salary is £50,000 or more, but less than £150,000. Any employee in receipt of an annualised salary of £150,000 or more is required to be identified by name, however this does not apply at Gedling Borough Council as no employee is paid a salary at this level.

Remuneration is defined as amounts payable to or receivable by a person, and includes salary (the amount received under a contract of employment for services rendered), bonuses, expenses, the estimated monetary value of non-cash benefits, ie. "benefits in kind", and compensation for loss of employment. Remuneration generally excludes an employer's pension contributions, however for "senior officers" such contributions must also be included.

The remuneration paid to the Authority's senior employees in 2022/23, and in 2021/22 for comparison, is detailed in the table below.

Senior Employees in receipt of a basic salary exceeding £50,000:

2022/23

Chief Executive
Director of Corporate Resources & S151 Officer
Director of Environment, Communities & Leisure (part year)

	Salary, Fees & All'wces	Exps All'wces	Benefits in Kind	Comp'n for loss of Office	Total exc Pension Contribs	Employer Pension Contribs	Total
	£	£	£	£	£	£	£
Chief Executive	123,897	731	0	0	124,628	22,468	147,096
Director of Corporate Resources & S151 Officer	86,600	0	0	0	86,600	15,761	102,361
Director of Environment, Communities & Leisure (part year)	77,422	0	0	0	77,422	11,050	88,472

The Director of Environment, Communities & Leisure left the Council on 31 December 2022. For completeness, part year remuneration details for the postholder are included in the table above, as they were a full member of SLT in the year.

2021/22

Chief Executive
Director of Corporate Resources & S151 Officer
Communities & Leisure (part year)
Director of Environment, Communities & Leisure (part year)

Chief Executive	129,360	68	11	0	129,439	21,756	151,195
Director of Corporate Resources & S151 Officer	82,231	0	0	0	82,231	14,966	97,197
Communities & Leisure (part year)	44,332	0	0	0	44,332	8,069	52,401
Director of Environment, Communities & Leisure (part year)	6,586	0	0	0	6,586	1,198	7,784

ANNUAL STATEMENT OF ACCOUNTS 2022/23

NOTES TO THE FINANCIAL STATEMENTS

30. OFFICERS' REMUNERATION (Continued)

There is also a requirement to disclose the authority's other employees receiving remuneration totalling more than £50,000 in the year (excluding employer's pension contributions) and these are analysed in bands of £5,000 starting at £50,000 in the table below.

Number of Employees in each Remuneration Band:

(excluding employer pension contributions)

£50,000 to £54,999
 £55,000 to £59,999
 £60,000 to £64,999
 £65,000 to £69,999
 £70,000 to £74,999
 £75,000 to £79,999

	2021/22	2022/23
	Number	Number
	1	4
	3	2
	1	1
	2	0
	2	5
	1	1
Total number of other employees whose remuneration exceeds £50,000	10	13

31. EXIT PACKAGES (TERMINATION BENEFITS)

The Council is required to disclose the number and cost of exit packages made in the financial year in rising bands of £20,000 up to £100,000, and bands of £50,000 thereafter. Exit packages to be included are those that have been agreed by the Council, ie. for which it is "demonstrably committed".

Termination benefits are defined as amounts payable as a result of either the Council's decision to terminate an employee's employment before the normal retirement date, or an employee's decision to accept an offer of benefits in exchange for the termination of employment. Voluntary early retirement does not represent a termination benefit, being instead a "post employment benefit". Termination benefits differ from post-employment benefits in that the latter are earned throughout an employee's working life, whereas termination benefits arise as a result of a specific event, such as a reduction in service capacity or as a result of budget cuts.

Four compulsory redundancies were made during 2022/23, incurring liabilities of £78,437. There was also one termination agreed for reasons other than redundancy, incurring total liabilities of £9,660. These amounts have been charged to the Comprehensive Income and Expenditure Statement in the year.

Exit Packages per Cost-Band £	Number of Compulsory Redundancies		Number of other departures agreed in year		Total number of exit packages by cost-band		Total cost of exit packages in each band £	
	2021/22	2022/23	2021/22	2022/23	2021/22	2022/23	2021/22	2022/23
0 to 20,000	4	3	0	1	4	4	32,877	55,797
20,001 to 40,000	2	1	0	0	2	1	51,025	32,300
40,001 to 60,000	2	0	0	0	2	0	99,137	0
60,001 to 80,000	1	0	0	0	1	0	70,212	0
100,001 to 150,000	1	0	0	0	1	0	107,383	0
	10	4	0	1	10	5	360,634	88,097

ANNUAL STATEMENT OF ACCOUNTS 2022/23

NOTES TO THE FINANCIAL STATEMENTS

32. POST-EMPLOYMENT BENEFITS - DEFINED BENEFIT PENSION SCHEME

(i) Participation in the Pension Scheme:

As part of the terms and conditions of employment for its officers, the Council makes contributions towards the cost of post employment (retirement) benefits. Although these benefits will not actually be payable until employees retire, the authority has a commitment to make the payments for those benefits, and to disclose them at the time that employees earn their future entitlement.

The Council participates in the Local Government Pension Scheme (LGPS) administered locally by Nottinghamshire County Council. This is a funded defined benefit statutory scheme with index linked benefits, meaning that the authority and employees both pay contributions into a fund, calculated at a level intended to balance the pensions liabilities with investment assets. Until 31 March 2014, benefits were based on final salary and length of service, however following changes to the LGPS, all benefits accrued from 1 April 2014 are based on career average revalued earnings and the length of service on retirement.

In addition, the Council has made arrangements for the payment of added years benefits to certain retired employees, outside the provisions of the scheme. This is an unfunded defined benefit arrangement, under which liabilities are recognised when awards are made, however there are no investment assets built up to meet these pension liabilities. Cash therefore has to be generated to meet actual pensions payments as they eventually fall due.

The actuary, Barnett Waddingham, is instructed by Nottinghamshire County Council to undertake pension expense calculations, and has prepared its figures in accordance with its understanding of IAS19. The principal risks to Gedling Borough Council are the longevity assumptions, statutory changes to the scheme, changes to inflation and bond yields, and the performance of the equity investments held by the scheme. In addition, as there are many unrelated employers in the LGPS there is an "orphan liability risk", where an employer leaves the fund but with insufficient assets to cover their pension obligations, in which case the shortfall may fall on the remaining employers. These risks are mitigated to a certain extent by the statutory requirement to charge to the General Fund the amount required by statute, as described in the accounting policies note, and by the assumption that an employer may leave the fund with excess assets, and these may be inherited by the remaining employers.

Further information can be found in the annual report of the Nottinghamshire County Council Pension Fund, which is available upon request from Nottinghamshire County Council, County Hall, West Bridgford, Nottingham NG2 7QP.

(ii) Explanation of terms:

Liabilities (obligations) - the post employment benefits that have been promised under the formal terms of the pension scheme, plus any constructive obligation for further benefits where the authority has given employees valid expectations that such benefits will be granted. Liabilities are measured on an actuarial basis, estimating the future cashflows that will arise from them based on such things as mortality rates, employee turnover, salary growth and expected early retirements under the scheme rules, discounted to present values.

Assets - the Council's attributable share of the investments held in the pension scheme to cover the liabilities, measured at fair value at the balance sheet date.

Movements on pensions assets and liabilities are analysed into the following constituents:

Service cost - comprising:

Current service cost - the increase in the present value of a defined benefit scheme's liabilities (defined benefit obligation) resulting from employee service in the current period.

Past service cost - the change in the present value of a scheme's liabilities for employee service in prior periods, resulting from a plan amendment (the introduction or withdrawal of a change to a defined benefit scheme) or a curtailment (a significant reduction in the number of employees covered by a scheme).

ANNUAL STATEMENT OF ACCOUNTS 2022/23

NOTES TO THE FINANCIAL STATEMENTS

32. POST EMPLOYMENT BENEFITS - DEFINED BENEFIT PENSION SCHEME (Continued)

Gains or losses on settlements - arising when an authority enters into a transaction that eliminates all further legal or constructive obligations for part or all of the benefits provided under a defined benefit scheme.

An amendment to IAS19 requires that when determining any past service cost, or gain or loss on settlement, the net defined benefit liability is to be remeasured using current assumptions, and the fair value of plan assets at the time of the event. The amendment does however note that this extra remeasurement does not need to be applied where the application of that remeasurement is not material. The Actuary has treated four events which occurred during 2022/23 as "material special events".

Net interest cost - the change during the period in the net defined benefit liability/asset that arises from the passage of time. It comprises interest costs on the liabilities and the interest income on plan assets.

Re-measurement of the net defined liability/(asset) comprising:

Actuarial gains and losses - changes in the present value of the defined benefit obligation resulting from (a) experience adjustments (the effects of differences between the previous actuarial assumptions and what has actually occurred), and (b) the effects of changes in the actuarial assumptions.

Return on plan assets - excluding amounts included in net interest on the net defined benefit liability/(asset).

Contributions by scheme participants - the increase in scheme liabilities and assets due to payments into the scheme by employees.

Contributions by employer - the increase in scheme assets due to payments into the scheme by the employer.

Benefits paid - payments to discharge liabilities directly to pensioners.

(iii) **Transactions relating to post-employment benefits:**

Pensions are accounted for in accordance with IAS19. The cost of retirement benefits are recognised in the Cost of Services in the Comprehensive Income and Expenditure Statement (page 36) when they are earned by employees, rather than when they are eventually paid as pensions. However, the charge the Council is required to make against Council Tax is based on the cash payable in the year, therefore the real cost of post employment (retirement) benefits is reversed out of the General Fund via the Movement in Reserves Statement (page 37). Transactions affecting the Comprehensive Income and Expenditure Statement and the General Fund Balance via the Movement in Reserves Statement are shown below.

In 2018 the Court of Appeal ruled that changes made to the pension schemes for judges and firefighters were unlawful on the grounds of age discrimination, a decision known as the "McCloud and Sargeant" judgement, and this was upheld by the Supreme Court. There is still uncertainty regarding LGPS benefits due to both the McCloud and Sargeant judgement, and the 2016 "cost cap" process. The Government has published its consultation on a remedy for the McCloud and Sargeant judgement, and at the same time announced the unpausing of the 2016 cost cap process which will take into account the remedy for the McCloud and Sargeant judgement. These issues are yet to be finalised, and therefore it remains uncertain what changes may be made to LGPS benefits as a result. The Council previously included an allowance to reflect the potential impact of the McCloud case, and this has been rolled by the Actuary in obtaining the accounting results for 2022/23.

Consultation on the McCloud issue closed on 8 October 2020 and the remedial regulations are expected to be published during 2022. The Actuary does not believe that there are any material differences between the approach underlying the allowance already made and the proposed remedy, and therefore no further adjustment is deemed necessary.

ANNUAL STATEMENT OF ACCOUNTS 2022/23

NOTES TO THE FINANCIAL STATEMENTS

32. POST EMPLOYMENT BENEFITS - DEFINED BENEFIT PENSION SCHEME (Continued)

As a result of a High Court ruling on the equalisation of guaranteed minimum pensions (GMPs) between genders, a number of pension schemes have made an adjustment to accounting disclosures to reflect the effect of this ruling on the value of pension liabilities. The Government published the outcome of its consultation on GMP Indexation on 23 March 2021. Barnett Waddingham have indicated that their assumptions are consistent with the consultation outcome and does not therefore believe that any adjustment to the value placed on liabilities is required.

Following a case involving the Teachers Pension scheme (the Goodwin Case) the Government has confirmed that a remedy is required in all public sector schemes, including the LGPS. A review is ongoing but Barnett Waddingham expect the impact to be minimal.

	2021/22	2022/23
	£000s	£000s
<u>Comprehensive Income and Expenditure Statement (CIES):</u>		
<u>Cost of Services:</u>		
a) Service cost comprising:		
Current service cost	4,892	4,432
Past service cost	261	19
b) Other Operating Expenditure:		
Administration Cost	47	38
<u>c) Financing & Investment Income & Expenditure:</u>		
Net Interest Cost	1,406	1,296
Total Post Employment benefits charged to the Surplus or Deficit on the Provision of Services	6,606	5,785
<u>Re-measurement of the net defined liability comprising:</u>		
Return on plan assets less interest (gain) / loss	(5,899)	4,394
Other actuarial (gains) / losses	363	(1)
Actuarial (gains) and losses on changes in financial assumptions	(7,899)	(59,249)
Actuarial (gains) and losses on changes in demographic assumptions	(7,791)	0
Experience (gains) and losses on the defined benefit obligation	(1,134)	10,264
Total Re-measurements (See Comprehensive Income and Expenditure Statement on page 38)	(22,360)	(44,592)
Total Post Employment benefits charged to the Comprehensive Income and Expenditure Statement	(15,754)	(38,807)
<u>Movement in Reserves Statement:</u>		
Reversal of net charges made to the Surplus or Deficit on the Provision of Services for post-employment benefits in accordance with the Code (see note 9)	(6,606)	(5,785)

Actual amount charged against the General Fund Balance for pensions in the year

	2021/22	2022/23
	£000s	£000s
Employer's contributions payable to the scheme	2,153	2,264
Discretionary payments (added years, pension strain etc)	316	106
Total	2,469	2,370

ANNUAL STATEMENT OF ACCOUNTS 2022/23

NOTES TO THE FINANCIAL STATEMENTS

32. POST EMPLOYMENT BENEFITS - DEFINED BENEFIT PENSION SCHEME (Continued)

(iv) **Pensions Liabilities and Assets recognised in the Balance Sheet:**

The amounts included in the balance sheet arising from the Council's obligation in respect of its defined benefit scheme is as follows:

	2018/19	2019/20	2020/21	2021/22	2022/23
	£000s	£000s	£000s	£000s	£000s
Present value of the funded defined benefit obligation	125,402	121,473	156,086	143,998	99,657
Fair value of assets	(80,196)	(73,829)	(88,191)	(94,617)	(90,731)
Net liability arising from the funded defined benefit obligation (LGPS)	45,206	47,644	67,895	49,381	8,926
Present value of the unfunded obligation (Discretionary Benefits)	1,777	1,533	1,561	1,436	1,130
Net Pension Liability on the Balance Sheet	46,983	49,177	69,456	50,817	10,056

The liabilities show the underlying commitments that the authority has in the long run to pay post-employment (retirement) benefits. These total £100.786m, including funded and unfunded obligations.

The net pension liability of £10.056m has a substantial impact on the net worth of the authority, as recorded in the Balance Sheet, reducing it by 74%. However, statutory arrangements for funding the deficit means that the financial position of the authority remains healthy. The deficit on the local government scheme will be made good by increased contributions over the remaining working life of employees (ie. before payments fall due), as assessed by the actuary, therefore finance is only required to be raised to cover discretionary benefits when the pensions are actually paid.

Reconciliation of the movements in the fair value of scheme liabilities:

	2021/22	2022/23
	£000s	£000s
Opening defined benefit obligation	157,647	145,434
Current service cost	4,892	4,432
Interest Cost	3,165	3,732
Change in financial assumptions	(7,899)	(59,249)
Change in demographic assumptions	(7,791)	0
Experience loss/(gain) on defined benefit obligation	(1,134)	10,264
Estimated Benefits Paid (net of transfers in)	(4,212)	(4,396)
Past Service Cost including curtailments	261	19
Contributions by Scheme Participants	617	654
Unfunded Pension Payments	(112)	(104)
Adjustment for rounding (see offsetting adjustment on assets)	0	0
Closing defined benefit obligation	145,434	100,786

ANNUAL STATEMENT OF ACCOUNTS 2022/23

NOTES TO THE FINANCIAL STATEMENTS

32. POST EMPLOYMENT BENEFITS - DEFINED BENEFIT PENSION SCHEME (Continued)

Reconciliation of the movements in the fair value of scheme assets:

Opening fair value of scheme assets

Interest on assets

Return on plan assets in excess of interest

Other actuarial gains/(losses)

Administration expenses

Contributions by Employer including Unfunded Benefits

Contributions by Scheme Participants

Estimated Benefits paid including Unfunded Benefits

Adjustment for rounding (see offsetting adjustment on liabilities)

Closing fair value of scheme assets

	2021/22	2022/23
	£000s	£000s
Opening fair value of scheme assets	88,191	94,617
Interest on assets	1,759	2,436
Return on plan assets in excess of interest	5,899	(4,394)
Other actuarial gains/(losses)	(363)	1
Administration expenses	(47)	(38)
Contributions by Employer including Unfunded Benefits	2,885	1,955
Contributions by Scheme Participants	617	654
Estimated Benefits paid including Unfunded Benefits	(4,324)	(4,500)
Adjustment for rounding (see offsetting adjustment on liabilities)	0	0
Closing fair value of scheme assets	94,617	90,731

LGPS assets allocated to Gedling Borough Council by asset class:

Public Equities

Gilts

Other Bonds

Property

Cash and Temporary Investments

Inflation-linked Pooled Fund

Infrastructure

Private Equities

Total assets allocated to Gedling Borough Council

	2020/21	2021/22	2022/23	
	£000s	£000s	£000s	%
Public Equities	57,126	51,092	52,886	58
Gilts	2,963	1,892	1,876	2
Other Bonds	6,045	7,570	5,374	6
Property	9,010	11,922	10,769	12
Cash and Temporary Investments	4,010	1,892	4,748	5
Inflation-linked Pooled Fund	4,267	5,299	4,580	5
Infrastructure	4,770	9,273	7,132	8
Private Equities	0	5,677	3,372	4
Total assets allocated to Gedling Borough Council	88,191	94,617	90,737	100

It is estimated that Gedling Borough Council's share of the total assets in the Fund is approximately 1.40%. Information regarding the detail of the total assets held in the Fund at 31 March 2023 is summarised in the table below. This represents the percentages of the total Fund held in each asset class, split by those that have a quoted market price in an active market, and those that do not. Further information regarding the Fund's precise asset allocations is available from Nottinghamshire County Council Pension Fund as administering authority.

ANNUAL STATEMENT OF ACCOUNTS 2022/23

NOTES TO THE FINANCIAL STATEMENTS

32. POST EMPLOYMENT BENEFITS - DEFINED BENEFIT PENSION SCHEME (Continued)

Asset Class		Quoted	Unquoted	Total
		%	%	%
Fixed Interest Gov't Securities	UK	2.0	0.0	2.0
Corporate Bonds	UK	1.0	0.0	1.0
	Overseas	5.0	0.0	5.0
Equities	UK	17.0	0.0	17.0
	Overseas	41.0	0.0	41.0
Property	All	0.0	12.0	12.0
Others:	Private equities	0.0	4.0	4.0
	Infrastructure	0.0	8.0	8.0
	Unit Trust	0.0	5.0	5.0
	Inflation-linked Unit Trust	0.0	0.0	0.0
	Credit	0.0	3.0	3.0
	Cash/temporary investments	0.0	2.0	2.0
Total		66.0	34.0	100.0

(v) **Basis for estimating Liabilities and Assets:**

Liabilities have been assessed on an actuarial basis using the projected unit method, an estimate of the pensions that will be payable in future years dependent on assumptions about mortality rates, salary levels etc. Both the LGPS and the Discretionary Benefit liabilities have been assessed by Barnett Waddingham Ltd. Actuaries, an independent firm of actuaries. No differentiation has been made between the two schemes in terms of assumptions. Estimates for the Nottinghamshire County Council Pension Fund are based on the latest full valuation of the scheme at 31 March 2022 (the next triennial valuation of the Fund will be carried out as at 31 March 2025, and will set contributions for the period from 1 April 2026 to 31 March 2029). The actuary's estimate for the duration of Gedling Borough Council's liabilities is 17 years.

Significant assumptions used by the actuary as at 31 March 2023 are as follows:

Expected return on assets:

The discount rate is the annualised yield at the 17-year point on the Merrill Lynch AA rated corporate bond yield curve which has been chosen to meet the requirements of IAS19 and with the consideration of the Council's liabilities. This is consistent with the approach used at the last accounting date.

Mortality assumptions:

Assumed life expectations from the age of 65 are as follows:

		31 Mar 21	31 Mar 22	31 Mar 23
		Years	Years	Years
Retiring today-	Male	21.6	20.7	20.7
	Female	24.3	23.5	23.5
Retiring in 20 years-	Male	22.9	21.9	22.0
	Female	25.7	24.9	25.0

ANNUAL STATEMENT OF ACCOUNTS 2022/23

NOTES TO THE FINANCIAL STATEMENTS

32. POST EMPLOYMENT BENEFITS - DEFINED BENEFIT PENSION SCHEME (Continued)

Financial Assumptions

The financial assumptions used for IAS19 purposes are as follows, and were set with reference to market conditions at 31 March 2023

	31 Mar 21	31 Mar 22	31 Mar 23
	%	%	%
Consumer Price Index increase	2.85	3.20	2.95
Salary Increase	3.85	4.20	3.95
Pension Increase	2.85	3.20	2.95
Discount rate for liabilities	2.00	2.60	4.80

IAS19 suggests that in assessing the future levels of long-term inflation, assumptions should be used that result in a best estimate of the ultimate cost of providing pension benefits whilst also giving consideration to the gilt market (in line with general price levels), to give an indication of market expectations. Pension benefits in the LGPS are expected to be based on the Consumer Prices Index (CPI), but as there is limited market information on CPI linked assets, the actuary first makes an assumption on the Retail Price Index (RPI), and then makes an adjustment. A Single Equivalent Inflation Rate (SEIR) approach is used to derive an appropriate RPI assumption, rounded to the nearest 0.05%, for the duration of the Council's pension liabilities, ie 17 years. An adjustment is then made by the actuary to reflect the expectation that CPI will be lower than RPI. This is consistent with the approach used at the previous accounting date. The actuary's estimate of CPI for Gedling Borough Council is 2.95%.

Salaries are assumed to increase at 1% above CPI, ie. 3.95%. This is consistent with the approach at the previous accounting date.

The estimation of the defined benefit obligations is sensitive to the actuarial assumptions set out above. The sensitivity analysis below has been determined based on reasonably possible changes of the assumptions, occurring at the end of the reporting period, and assume for each change that the assumption analysed changes while all the other assumptions remain constant. The assumptions in longevity, for example, assume that life expectancy increases or decreases for men and women. In practice, this is unlikely to occur, and changes to some of the assumptions may be interrelated. The estimations in the sensitivity analysis have followed the accounting policies for the scheme, ie. on an actuarial basis using the projected unit credit method. The methods and types of assumptions used in preparing the sensitivity analysis below did not change from those used in the previous period.

ANNUAL STATEMENT OF ACCOUNTS 2022/23

NOTES TO THE FINANCIAL STATEMENTS

32. POST EMPLOYMENT BENEFITS - DEFINED BENEFIT PENSION SCHEME (Continued)

Sensitivity analysis:

Adjustment to discount rate:

Present value of total obligation

Projected service cost

Adjustment to long term salary increase:

Present value of total obligation

Projected service cost

Adjustment to pension increase and deferred revaluation

Present value of total obligation

Projected service cost

Adjustment to mortality age rating assumption

Present value of total obligation

Projected service cost

	£000s	£000s	£000s
	+0.1%	0%	-0.1%
Present value of total obligation	99,206	100,786	102,406
Projected service cost	1,908	1,971	2,035
	+0.1%	0%	-0.1%
Present value of total obligation	100,936	100,786	100,637
Projected service cost	1,972	1,971	1,969
	+0.1%	0%	-0.1%
Present value of total obligation	102,284	100,786	99,326
Projected service cost	2,037	1,971	1,908
	+ 1 Year	None	- 1 Year
Present value of total obligation	104,906	100,786	96,847
Projected service cost	2,041	1,971	1,902

Asset and liability matching strategy

The LGPS administered by Nottinghamshire County Council does not operate an asset and liability matching strategy. The Pension Fund accounts include a section on the nature and extent of risks arising from financial instruments, and directs readers to the Fund's Risk Management Strategy and Risk Register. This information is available in the Pension Fund Annual Report via the fund's website, www.nottspf.org.uk.

Impact on the Council's cash flows

The objectives of the pension scheme are to keep employers' contributions at as constant a rate as possible. Contributions are set every three years as a result of the actuarial valuation of the fund, as required by the regulations. The next triennial valuation will be carried out as at 31 March 2023 and will set contribution rates for the period from 1 April 2023 to 31 March 2026 (financial years 2023/24, 2024/25 and 2025/26). There are no minimum funding levels in the LGPS, however contributions are generally set to target a funding level of 100% using the actuarial valuation assumptions.

Estimated costs for 2023/24

The actuary's estimate of the total pension expense for the year to 31 March 2024 is £2,436,000. Service cost is estimated to be £1,971,000, net interest on the defined liability £427,000, and administration expenses £38,000. Expected employer contributions are £2,233,000, and contributions for discretionary benefits are £117,600, as per the Council's own budget for 2023/24.

ANNUAL STATEMENT OF ACCOUNTS 2022/23

NOTES TO THE FINANCIAL STATEMENTS

33. RELATED PARTIES

In accordance with IAS24, the Council is required to disclose material transactions with related parties, ie. bodies or individuals that have the potential to control or influence the Council, or be influenced by the Council. Disclosure of these transactions allows readers of the accounts to assess the extent to which the Council might have been constrained in its ability to operate independently, or might have secured the means to limit another party's ability to bargain freely with the Council.

Central Government

The UK Central Government has significant influence over the Council's general operations, being responsible for providing the statutory framework within which the Council operates, providing the majority of its funding in the form of grants, and prescribing the terms of many of the transactions that the Council has with other parties (eg. council tax bills, housing benefits etc). Grants received from government departments are included in note 11 on pages 56 to 57.

Members

Elected Members of the Council, and potentially close members of their families, exert direct control over the Council's financial and operating policies and as such must be identified as related parties. The statutory disclosure requirements in respect of Members' Allowances are satisfied by note 28 on pages 77-78. The aggregation option for individual transactions has been taken on the basis that the Council is satisfied that all the transactions entered into have been concluded in accordance with its procedures for preventing undue influence.

Officers

Officers on the Council's Senior Leadership Team (SLT), Service Managers, and the closest members of their families, have the potential to significantly influence the policies of the Council, however this is limited by the Scheme of Delegation. During 2022/23 no interests were declared by members of SLT and the statutory disclosure requirements in respect of officer remuneration are satisfied by note 30 on pages 79 to 80.

Other Public Bodies

The Council has pooled budget arrangements with Rushcliffe and Broxtowe Borough Councils as part of the South Nottinghamshire Community Safety Partnership, but these are not material. All transactions are recorded in Broxtowe Borough Council's accounts.

The Council's procedure for obtaining information in respect of related parties

Requests for information were sent to all Elected Members, members of the Senior Leadership Team, Heads of Service/Service Managers, and the Procurement Officers, explaining the requirements of IAS24, and seeking declarations to assist the demonstration of compliance with the standard. The information provided has been used in the preparation of the disclosures below. Details of outstanding debtors and creditors in respect of related parties are included within notes 19 and 21 on pages 69 and 70 respectively. The Council also maintains a register of Members' interests, together with a record of interests declared at Cabinet and Council meetings.

Most transactions with related parties are disclosed elsewhere in the Statement of Accounts, as indicated above, however material transactions not otherwise disclosed are set out in the table below. Material transactions are generally defined as those over £10,000, however, consideration is also given to "the surrounding circumstances", ie. a transaction that is not material to the Council may well be material to the related party.

ANNUAL STATEMENT OF ACCOUNTS 2022/23

NOTES TO THE FINANCIAL STATEMENTS

33. RELATED PARTIES (Continued)

<u>Organisation/Body</u>	<u>Nature of relationship</u>	Receipts £000s	Payments £000s
APSE	Elected Member is a representative	0	13
Citizens' Advice Bureau	Elected Member has a management interest	0	40
East Midlands Council	Elected Member is a representative	0	10
Gedling Indoor Bowls Centre Ltd (Community Amateur Sports Club)	Elected Member has a connection to the organisation	(41)	0
Gedling/Jigsaw Homes	Elected Member is a board member and/or representative	(155)	2
Gedling Play Forum	Elected Member is a management committee representative	0	10
Local Government Association	Elected Members are board members and/or representatives	0	15
Mapperley Golf Club	Elected Members are representatives and/or have a management interest	(76)	0
Netherfield Forum	Elected member is a representative	(1)	64
Nottinghamshire Police & Crime Commissioner's Office	Elected Member is a member of the Crime Panel	(185)	0
Redhill Academy Trust	Elected Member is a board member	(61)	0
Unison	Elected Member is a branch administrator / organiser	0	11
We R Here	Elected Members have significant contact	(7)	14
Other Local Authorities	Material employee relationships	(890)	689
Parish Councils	GBC Elected Members on parish councils	(103)	320

34. CONTINGENT LIABILITIES

No significant contingent liabilities have been identified at the Balance Sheet date.

35. CONTINGENT ASSETS

VAT - Sporting and Leisure Services - Non-Business claim

In conjunction with its advisers, the Council has submitted claims for the reimbursement of output tax accounted for on the supply of sporting services, on the basis that it is not a taxable person in providing them and the services are therefore outside the scope of VAT.

On 17 October 2020 the VAT First Tier Tribunal ('FTT') found in favour of an appeal by Chelmsford City Council that leisure services provided by local authorities were supplied pursuant to a "special legal regime", and were therefore capable of being a non-business activity, provided it could be established that treating such services as non-business would not be likely to give rise to significant distortions of competition. HMRC appealed the FTT's decision on "special legal regime" to the Upper Tier Tribunal ('UTT'). On 15 June 2022, the UTT found in favour of Chelmsford City Council. HMRC did not appeal the UTT's decision, meaning the only remaining matter to resolve was distortion of competition.

On 3 March 2023, HMRC released Revenue and Customs Brief 3 (2023): changes to VAT treatment of local authority leisure services, in which HMRC confirmed that following a detailed analysis of the leisure services sector, it was found that allowing local authorities to treat their supplies of leisure services as non-business would not significantly affect competition.

As at 31 March 2023, the Council's VAT claim remained outstanding and subject to review by HMRC to confirm whether the activities included in the claim were accepted by HMRC as being non-business, as well as whether the Council had sufficient evidence to support its claim for a refund.

ANNUAL STATEMENT OF ACCOUNTS 2022/23

NOTES TO THE FINANCIAL STATEMENTS

Truck Cartel Legal Claim

The Council is party to a legal claim for damages and/or other relief in respect of loss and/or damage suffered as a result of inflated pricing for medium and heavy trucks between 1997 and 2011. As purchasers of waste disposal vehicles, the Council is claiming for overcharging as a result of prices which were inflated when compared to what they would otherwise have been.

Fraudulent Activity

The financial impact of fraudulent activity identified in July 2022 has been quantified as £948k. Whilst £300k remains on the Council's balance sheet and is being dealt with separately, £648k has already been lost to revenue, and subsequently to the General Fund. This element is the subject of an insurance claim.

36. EVENTS AFTER THE BALANCE SHEET DATE

The final Audited Statement of Accounts will be authorised for issue by the Chief Financial Officer, following approval by the Audit Committee. Events taking place after Audit Committee approval will not be reflected in the financial statements or notes. Where events taking place before Audit Committee approval provide information about conditions existing at 31 March 2023, the figures in the financial statements and notes will be adjusted in all material respects to reflect the impact of this information.

The fraudulent activity identified in July 2022 is being treated as an event after the balancesheet date, being an unfavourable event that occurred between the end of the reporting period (31 March 2023) and the date when the Statement of Accounts for 2022/23 is finally authorised for issue. As there is evidence that the fraud existed at 31 March 2023, the Unaudited Statement of Accounts for 2022/23 has been adjusted to reflect it.

37. LEASES

In anticipation of the introduction of IFRS16 from the 2024/25 financial year, the Council has been working to identify all its operating leases, both where it is the Lessor and where it is the Lessee, to ensure that these are documented and classified as required. The most significant items for Gedling are operating leases where the Council is the Lessor, and include business units. It is estimated that at 31 March 2023 the total "non-cancellable" lease rental income due in future years in respect of these leases is approximately £3.4m. Of this sum, £0.5m is due within one year, £0.9m is due between years 2 to 5, and £2.0m is due beyond year 5.

ANNUAL STATEMENT OF ACCOUNTS 2022/23

COLLECTION FUND STATEMENT

The Collection Fund Statement is an agent's statement that reflects the statutory obligation for billing authorities to maintain a separate Collection Fund. The statement shows the transactions of the billing authority in relation to the collection from the taxpayers, and distribution to local authorities and the Government, of Council Tax and Non Domestic Rates (NDR).

2021/22			2022/23		
Council Tax £000s	NDR £000s	Total £000s	Council Tax £000s	NDR £000s	Total £000s
			INCOME:		
(79,209)	0	(79,209)	(83,478)	0	(83,478)
(160)	0	(160)	(133)	0	(133)
0	(18,822)	(18,822)	0	(23,195)	(23,195)
(79,369)	(18,822)	(98,191)	(83,611)	(23,195)	(106,806)
			<u>Apportionment of previous year deficits</u>		
0	(6,068)	(6,068)	0	(3,568)	(3,568)
(389)	(1,092)	(1,481)	0	(642)	(642)
(58)	0	(58)	0	0	0
(21)	(121)	(142)	0	(71)	(71)
(47)	(4,854)	(4,901)	0	(2,854)	(2,854)
(515)	(12,135)	(12,650)	0	(7,135)	(7,135)
			<u>Other Income to Collection Fund</u>		
0	(22)	(22)	0	0	0
0	(22)	(22)	0	0	0
			EXPENDITURE:		
			<u>Precepts, Demands and Shares</u>		
0	11,745	11,745	0	9,533	9,533
59,108	2,114	61,222	62,108	1,716	63,824
9,133	0	9,133	9,604	0	9,604
3,101	235	3,336	3,195	190	3,385
6,471	9,396	15,867	6,727	7,626	14,353
751	0	751	785	0	785
78,564	23,490	102,054	82,419	19,065	101,484

ANNUAL STATEMENT OF ACCOUNTS 2022/23
NOTES TO THE COLLECTION FUND ACCOUNTS

1. COUNCIL TAX BASE

Chargeable Dwellings in each Band at Band D equivalent and after allowing for discounts, disregards, exemptions etc.

Note: Disability Reduction reduces the Council Tax charge to a lower Band. In the case of Band A, this results in the creation of a Band A*.

Band A*
 Band A
 Band B
 Band C
 Band D
 Band E
 Band F
 Band G
 Band H

	2021/22	2022/23
	Number	Number
	10	10
	6,312	6,348
	9,324	9,407
	7,710	7,783
	6,111	6,102
	4,547	4,654
	1,895	1,938
	1,343	1,371
	138	141
Council Tax Base	37,390	37,754

2. ACCOUNTING FOR THE COLLECTION FUND BALANCE - COUNCIL TAX

A billing authority acts as an agent, collecting Council Tax on behalf of the major preceptors, as well as itself. Council Tax transactions and balances therefore need to be allocated between the billing authority and the major preceptors.

In accordance with the Code, only the share of the Council Tax Collection Fund deficit attributable to Gedling Borough Council is shown in its own Balance Sheet. The shares attributable to the major preceptors are included in Other Local Authority debtors in respect of Nottinghamshire County Council, and in General Debtors in respect of the Police and Crime Commissioner and the Combined Fire Authority.

The opening balance on the Council Tax Collection Fund was a deficit of £0.248m. By 31 March 2023, this had moved to a surplus of £0.964m.

Balance Sheet Deficit/(Surplus) Allocation:

Nottinghamshire County Council (Local Authority Debtors)
 Nottinghamshire Police & Crime Commissioner (General Debtors)
 Combined Fire Authority (General Debtors)

Council Tax Deficit attributable to Gedling BC

TOTAL

	2021/22	2022/23
	£000s	£000s
	187	(726)
	28	(113)
	10	(38)
	225	(877)
Council Tax Deficit attributable to Gedling BC	23	(87)
TOTAL	248	(964)

3. NON DOMESTIC RATES (NDR)

(a) Non Domestic Rateable Value at 31 March
 (b) Multiplier for General Businesses
 (c) Multiplier for Small Businesses

	2021/22	2022/23
(a) Non Domestic Rateable Value at 31 March	£61,126,248	61379698
(b) Multiplier for General Businesses	51.2p	51.2p
(c) Multiplier for Small Businesses	49.9p	49.9p

ANNUAL STATEMENT OF ACCOUNTS 2022/23

NOTES TO THE COLLECTION FUND ACCOUNTS (Continued)

4. ACCOUNTING FOR THE COLLECTION FUND BALANCE - NDR

Following the introduction of the Business Rates Retention Scheme on 1 April 2013, billing authorities act as agents, collecting non domestic rates on behalf of the major preceptors and central government and, as principals, collecting rates for themselves. NDR transactions and balances therefore need to be allocated between the billing authority, the major preceptors and central government. The applicable proportions are 50% for central government, 40% for Gedling Borough Council as the billing authority, 9% for Nottinghamshire County Council and 1% for the Combined Fire Authority.

In accordance with the Code, only the share of the NDR Collection Fund deficit attributable to Gedling Borough Council is shown in its own Balance Sheet. The shares attributable to the major preceptors are included in Other Local Authority debtors in respect of Nottinghamshire County Council, and in General Debtors in respect of the Combined Fire Authority. The share attributable to central government is included in government debtors.

The opening balance on the NDR Collection Fund was a deficit of £7.039m. By 31 March 2023, this had moved to a surplus of £4.254m.

	2021/22	2022/23
	£000s	£000s
Balance Sheet Deficit/(Surplus) Allocation:		
Central Government	3,519	(2,127)
Nottinghamshire County Council	634	(383)
Combined Fire Authority	70	(42)
	4,223	(2,552)
NDR (Surplus) / Deficit attributable to Gedling BC	2,816	(1,702)
TOTAL	7,039	(4,254)

5. ASSUMPTIONS MADE ABOUT THE FUTURE AND OTHER MAJOR SOURCES OF ESTIMATION UNCERTAINTY WITH REGARD TO THE COLLECTION FUND

(i) Arrears:

Uncertainties

An estimate of the impairment allowance for doubtful NDR and Council Tax debts is based upon the age and type of each debt. A collective assessment matrix is used, incorporating the value of items with shared characteristics, eg. the type of debtor and the period overdue, together with a weighting factor for the probability of default. The total Collection Fund impairment allowance at 31 March 2023 is £3,047,648, of which £201,279 and £231,799 represent Gedling's shares of NDR and Council Tax respectively. The continuing impact of the Covid-19 pandemic is uncertain, however it has been addressed when assessing the expected credit loss provisions, and the use of a collective provision matrix ensures that when arrears rise there is a corresponding increase in the expected credit loss provision.

ANNUAL STATEMENT OF ACCOUNTS 2022/23

NOTES TO THE COLLECTION FUND ACCOUNTS (Continued)

5. ASSUMPTIONS MADE ABOUT THE FUTURE AND OTHER MAJOR SOURCES OF ESTIMATION UNCERTAINTY WITH REGARD TO THE COLLECTION FUND (Continued)

Effect if actual results differ from assumptions

If collection rates were to deteriorate, a 10% increase on the impairment percentage would require an additional total of £745,500 to be set aside as an allowance, of which Gedling's share as billing authority would be approximately £42,600 for NDR and £57,400 for Council Tax. The collection rate for Council Tax in 2022/23 was 97.83%, and the rate has not varied by more than +/- 0.25% in any of the past five years. The collection rate for NDR in 2022/23 was 98.96% which represents an improvement of 1.60% on that for 2021/22.

(ii) Appeals:

Uncertainties

The Business Rates Retention scheme introduced a requirement to maintain a provision for rating appeals. The system is complex and neither the number of successful appeals nor the percentage reduction in rateable value (RV) achieved can be pre-determined. The current provision totals £3,453,000 of which the Council's share as billing authority is 40%, ie £1,381,200.

Effect if actual results differ from assumptions

A change of 5% in the assumed RV reduction achieved for each NDR appeal could increase or decrease the provision required by around £172,700. Of this, the Council's share as billing authority would be 40%, ie. £69,100.

Audit Statements

ANNUAL STATEMENT OF ACCOUNTS 2022/23

This page is intentionally blank for Audit Statements

ANNUAL STATEMENT OF ACCOUNTS 2022/23

This page is intentionally blank for Audit Statements

ANNUAL STATEMENT OF ACCOUNTS 2022/23

This page is intentionally blank for Audit Statements

ANNUAL STATEMENT OF ACCOUNTS 2022/23

This page is intentionally blank for Audit Statements

ANNUAL STATEMENT OF ACCOUNTS 2022/23

This page is intentionally blank

Accompanying Statements

ANNUAL STATEMENT OF ACCOUNTS 2022/23

ANNUAL GOVERNANCE STATEMENT

1. **Scope of Responsibility**

- 1.1 Gedling Borough Council is responsible for ensuring that its business is conducted in accordance with the law and proper standards, and that public money is safeguarded and properly accounted for, and used economically, efficiently and effectively. Gedling Borough Council also has a duty under the Local Government Act 1999 to make arrangements to secure continuous improvement in the way in which its functions are exercised, having regard to a combination of economy, efficiency and effectiveness.
- 1.2 In discharging this overall responsibility, Gedling Borough Council is responsible for putting in place proper arrangements for the governance of its affairs, facilitating the effective exercise of its functions, including arrangements for the management of risk.
- 1.3 Gedling Borough Council has approved and adopted a local code of corporate governance, which is consistent with the principles of the CIPFA/SOLACE Framework *Delivering Good Governance in Local Government (2016)*. A copy of the authority's local code is on our website at <https://www.gedling.gov.uk/council/aboutus/financeandaccounts/> or can be obtained from the Director of Corporate Resources, Gedling Borough Council, Arnot Hill Park, Arnold, Nottingham. NG5 6LU. This statement explains how Gedling Borough Council has complied with the code and also meets the requirements of the Accounts and Audit Regulations 2015, which requires all relevant bodies to prepare an annual governance statement.

2. **The Purpose of the Governance Framework**

- 2.1 The governance framework comprises the systems and processes, culture and values by which the authority is directed and controlled and its activities through which it accounts to, engages with and leads its communities. It enables the authority to monitor the achievement of its strategic objectives and to consider whether those objectives led to the delivery of appropriate cost effective services.
- 2.2 The system of internal control is a significant part of that framework and is designed to manage risk to a reasonable level. It cannot eliminate all risk of failure to achieve policies, aims and objectives and can therefore only provide reasonable and not absolute assurance of effectiveness. The system of internal control is based on an ongoing process designed to identify and prioritise the risks to the achievement of Gedling Borough Council's policies, aims and objectives, to evaluate the likelihood and potential impact of those risks being realised, and to manage them efficiently, effectively and economically.
- 2.3 The governance framework has been in place at the Council for the year ended 31 March 2023 and up to the date of approval of the statement of accounts.

3. **The Governance Framework**

- 3.1 Gedling Borough Council's Local Code of Corporate Governance recognises that effective governance is achieved through the 7 core principles as identified in the CIPFA/SOLACE Framework *Delivering Good Governance in Local Government 2016 Edition*. These are:

ANNUAL STATEMENT OF ACCOUNTS 2022/23

ANNUAL GOVERNANCE STATEMENT

(A) Behaving with integrity, demonstrating strong commitment to ethical values, and respecting the rule of law.

(B) Ensuring openness and comprehensive stakeholder engagement.

Principles A and B permeate the implementation of principles C-G.

(C) Defining outcomes in terms of sustainable economic, social and environmental benefits.

(D) Determining the interventions necessary to optimise the achievement of the intended outcomes.

(E) Developing the entity's capacity, including the capability of its leadership and the individuals within it.

(F) Managing risks and performance through robust internal control and strong public financial management.

(G) Implementing good practices in transparency, reporting, and audit to deliver effective accountability.

3.2 Good governance is a dynamic process and the Council is committed to improving governance on a continuing basis through a process of evaluation and review. The Audit Committee on 15 March 2022 received the report on Gedling's "*Local Code of Corporate Governance 2022/23*" which set out in detail how the Council demonstrates that its governance structures comply with these seven core principles. An end of year review considered by Audit Committee on the 14 March 2023 has confirmed that these were in place for the whole of the financial year.

4. Governance Arrangements

4.1 There is a governance assurance framework through which the Council satisfies itself as to the effectiveness of its system of internal control. This takes as its starting point the Council's principal statutory objectives and our organisational objectives as set out in the Council's Corporate Plan. From this are identified the key risks to the achievement of the Council's objectives as set out within the Council's corporate, directorate and service risk registers.

4.2 The framework identifies the main sources of assurance on the controls in place to manage those risks, and it is the evaluation of those assurances that is the basis of this Annual Governance Statement.

4.3 The following documents establish these policies, aims and objectives at a strategic level:

- The Corporate Plan (The Gedling Plan);
- The Community Safety Partnership Strategy;
- The Local Plan;
- The Annual Budget and Performance Management Framework;
- The Financial Strategy;

ANNUAL STATEMENT OF ACCOUNTS 2022/23

ANNUAL GOVERNANCE STATEMENT

- The Treasury Management Strategy;
 - The Internal Audit Strategy;
 - The Risk Management Strategy;
 - The Equality and Diversity Policy;
 - The Counter Fraud and Corruption Strategy.
- 4.4 These high level plans are further supported by Service Plans. The Constitution provides clear guidance on how the Council operates, how decisions are made and the procedures and protocols to ensure that decisions and activities are efficient, transparent and accountable to local citizens. Some of these processes are required by law, whilst others are determined by the Council for itself. All of these documents are within the Council's Publication Scheme and available on the Council's website at www.gedling.gov.uk or can be inspected at the Council's Civic Centre, Arnot Hill Park, Arnold, Nottinghamshire.
- 4.5 Gedling's corporate governance framework defines the roles and responsibilities of the full Council, Cabinet, Scrutiny and officer functions as detailed in the Constitution, and demonstrates how the Council meets defined standards of governance in relation to its policies, aims and objectives.
- 4.6 The Council acknowledges its responsibility to ensure that it operates an effective system of internal control to maintain and operate controls over its resources. This system of internal control can only provide reasonable (not absolute) assurance that assets are safeguarded, transactions authorised and properly recorded, and that material errors or irregularities are prevented or would be detected within a reasonable period.
- 4.7 The internal control system includes:
- Annual review of the effectiveness of the Council's Corporate Governance Framework, including signed Assurance Statements from Directors and Heads of Service;
 - An established Counter Fraud and Corruption Strategy, including whistleblowing procedures, communicated to Members, officers and the public, and are available on the Council's website;
 - An established Audit Committee that undertakes the core functions as identified in CIPFA guidance;
 - The Terms of Reference for the Audit Committee which include specific responsibility for reviewing risk management procedures, including the reporting arrangements on strategic risks via a corporate risk scorecard;
 - A Risk Management Strategy that is led by Senior Management for the identification and evaluation of strategic and operational risks, and integrated with the work of Internal Audit to provide a holistic source of assurance aligned to corporate objectives;

ANNUAL STATEMENT OF ACCOUNTS 2022/23

ANNUAL GOVERNANCE STATEMENT

- A comprehensive risk management process that includes the identification of both strategic and operational risks which are held and maintained on corporate and directorate Risk Registers, and subject to regular review;
- Internal audit reviews are carried out using a risk-based audit approach with the emphasis on key financial systems. This work is undertaken in co-operation with the Council's External Auditor ensuring maximum use of Audit resources, and ensures that professional standards are maintained;
- Performance Plan monitoring, review and reporting;
- Facilitation of policy and decision making through the Constitution, Codes of Conduct and the decision-making process, Forward Plan and role of the Scrutiny Committee;
- The statutory roles of the Council's Head of Paid Service, Monitoring Officer and Chief Financial Officer place a duty on these post-holders to provide robust assurance on governance and ensure compliance with established policies, procedures, laws and regulations;
- Compliance with established policies, procedures, laws and regulations are monitored through the work of the Finance and Legal staff that are adequately trained and experienced;
- Budgetary and performance management reporting to management, Cabinet and Council;
- Formal project management guidelines;
- Business continuity planning processes;
- Adherence to good employment practices;
- Governance training has been provided to all key officers and Members, including induction training, and arrangements are in place for the ongoing continuation of that training.

5. Financial Management

- 5.1 Ensuring that an effective system of internal financial control is maintained and operated is the responsibility of the Chief Financial Officer.
- 5.2 Internal financial control is based on a framework of management information that includes the Financial Regulations, Contract and Procurement Rules and administration procedures, adequate separation of duties, management supervision, and a system of delegation and accountability.
- 5.3 The Council has produced comprehensive procedure notes/manuals for all key financial systems, and these are regularly reviewed. The controls created by management are evaluated to ensure:

ANNUAL STATEMENT OF ACCOUNTS 2022/23

ANNUAL GOVERNANCE STATEMENT

- Council objectives are being achieved;
- The economic and efficient use of resources;
- Compliance with policies, procedures, laws, rules and regulations;
- The safeguarding of Council assets;
- The integrity and reliability of information and data.

5.4 CIPFA issued in 2016 a Statement on “*The Role of the Chief Financial Officer in Local Government*”, and this covered five key areas. The Council can demonstrate how it conforms to these governance requirements as the Chief Financial Officer:

- is a member of the Senior Leadership Team and plays a key role in helping it to develop and implement strategy to resource and deliver the Council’s strategic objectives sustainably and in the public interest;
- is actively involved in, and able to bring influence to bear on, all material business decisions to ensure immediate and longer term implications, opportunities and risks are fully considered, and there is alignment with the Council’s overall financial strategy;
- leads the promotion and delivery by the whole Council of good financial management so that public money is safeguarded at all times and used appropriately, economically, efficiently and effectively;
- leads and directs the finance function, which is resourced to be fit for purpose;
- is professionally qualified and suitably experienced.

5.5 CIPFA issued in 2019 a Statement on the Role of the Head of Internal Audit, and this covered five key principles. The Council can demonstrate how it conforms to these governance requirements as the Head of Internal Audit:

- Objectively assesses the adequacy and effectiveness of governance and management of risks, giving an evidence based opinion on all aspects of governance, risk management and internal control;
- champions best practice in governance and comments on responses to emerging risks and proposed developments;
- is Gurpreet Dulay, a Partner of BDO UK, and he (or his BDO representatives) have regular and open engagement across Gedling Borough Council, particularly with the Leadership Team and with the Audit Committee;
- leads and directs an internal audit service that is resourced appropriately, sufficiently and effectively;
- is professionally qualified and suitably experienced.

6. Review of Effectiveness

6.1 Gedling Borough Council has responsibility for conducting, at least annually, a review of the effectiveness of its governance framework including the system of internal control. The review of effectiveness is informed by the work of the executive managers within the authority who have responsibility for the development and maintenance of the governance environment, the Head of Internal Audit’s annual report, and also by comments made by the external auditors and other review agencies and inspectorates.

6.2 The Council is committed to the maintenance of a system of internal control which:

ANNUAL STATEMENT OF ACCOUNTS 2022/23

ANNUAL GOVERNANCE STATEMENT

- Demonstrates openness, accountability and integrity;
- Monitors and reviews compliance with established policies, procedures, laws and regulations and effectiveness against agreed standards and targets;
- Monitors and reviews the effectiveness of the operation of controls that have been put in place;
- Identifies, profiles, controls and monitors all significant strategic and operational risks;
- Ensures that the risk management and control process is monitored for compliance.

6.3 Assurance From Executive Managers

In preparing this statement each Head of Service and Director has signed an assurance checklist. The checklist requires assurance that services are operating in compliance with the Council's policies, procedures and practices and with the internal control and governance assurance framework. The checklist asked each Head of Service to draw attention to any matters in respect of which internal controls were not working well and required a positive assurance that apart from those areas which were identified for improvement that the controls within the service had been, and are, working well. Each Head of Service gave a positive assurance with no material risk issues raised. An emerging issue relating to a challenge received of possible non-compliance with legal responsibilities in the area of Public Protection income was noted and is under review and assessment.

6.4 Assurance from Internal and External Audit

Two of the key assurance statements the Council receives, and the external auditor's review of Value for Money arrangements and the annual report and opinion of the Head of Internal Audit:

External Auditor (Mazars) Value for Money arrangements:

The Code of Audit Practice issued by the National Audit Office requires External Audit to consider if the Council has proper arrangements for securing economy, efficiency and effectiveness in its use of resources, reporting by exception where they have identified significant weakness in those arrangements.

The external auditor is required to report under three specified criteria:

- Financial Sustainability – How the Council plans and manages its resources to ensure it can continue to deliver its services;
- Governance – How the Council ensures that it makes informed decisions and properly manages its risks;
- Improving economy efficiency and effectiveness – How the Council uses information about its costs and performance to improve the way it manages and delivers its services.

ANNUAL STATEMENT OF ACCOUNTS 2022/23

ANNUAL GOVERNANCE STATEMENT

For the year ended 31 March 2023 The Head of Internal Audit (BDO) Annual Report and Annual Statement for 2022/23, concluded:

- We are able to provide the Council with Limited Assurance of its system of controls. The Chief Executive has publicly reported that "Gedling Borough Council recently uncovered a significant fraud allegedly involving a member of staff from within the organisation". We have also issued High findings and Limited opinions for other reports, including Business Continuity and Emergency Planning and Workforce Strategy. Although we have not fully concluded our work on the Counter Fraud and Corruption Strategy review, on the balance of issues identified and opinions across other reviews, we are able to provide our annual opinion in lieu of this.*
- Due to vacancies and absences the Council has a small senior leadership team (SLT), impacting the leadership and management of the organisation. We have had positive engagement in the delivery of our 2022/23 internal audit plan and the initial planning stages and early reviews in our 2023/24 internal audit plan. However, high levels of reliance on few individuals have resulted in delays to some of our work.*
- Delays in implementing recommendations continues to be clear from across the Council, with Medium recommendations raised in 2020/21 relating to Health & Safety, Commercialisation and Taxi Licensing that are not yet implemented. This was also identified in our 2021/22 Annual Report where delays in management responses to draft report and implementing recommendations was accredited to staff issues, which we were informed had been solved through recruitment. There is a potential that control weaknesses remain if recommendations are not implemented in a timely manner, exposing the Council to potential risk.*
- The Council's 2021/22 statutory accounts still have not been signed off by external audit due to the ongoing fraud investigation. Mazar's report to the Audit Committee in March 2023 noted that further substantive testing will be required and the prospective timetable is for the accounts to be signed off in November 2023. The delays to the accounts indicates weaknesses in financial controls and the financial environment, driven by turnover and absence of key finance staff.*
- In January 2023 the Council identified that it had undercharged for taxi licences by £430,728 between 2016/17 and 2021/22. In the same period it overcharged for vehicle licences by £124,186 and operator licences by £12,542. As a result, the Council has committed to refunding these customers with interest, costing the Council up to £150,000. While these relate to historic transactions, we have considered this as relevant in this Annual Report due to the timing of this being identified.*

The Head of Internal Audit's Annual Report also details evidence of BDO's own compliance with the Public Sector Internal Audit Standards against which they are externally assessed every five years. This provides assurance that the internal audit provision is effective.

ANNUAL STATEMENT OF ACCOUNTS 2022/23

ANNUAL GOVERNANCE STATEMENT

6.5 We have been advised on the implications of the result of the review of the effectiveness of the governance framework by the Audit Committee, and that the arrangements continue to be regarded as fit for purpose in accordance with the governance framework. The areas already addressed and those to be specifically addressed with new actions planned are outlined in section 7 below.

7. Significant Governance Issues

7.1 The control framework described above facilitates the identification of any areas of the Council's activities where there are significant weakness in the financial controls, governance arrangements of the management of risk.

As detailed in paragraph 6 above the annual review of the effectiveness has been completed and the Council was provided with Limited Assurance of its system of controls.

7.2 Significant Issues Arising 2022/23

7.2.1 Covid-19 Pandemic

The first impact of Covid-19 on our governance arrangements emerged in March 2020, had a significant impact throughout 2020/21 and continued into 2021/22 and 2022/23. Whilst the direct impact of Covid-19 is currently lessening in 2023/24 it continues to impact on service delivery.

The key governance issues arising from the pandemic have been effectively addressed as demonstrated through regular reports to Cabinet on the Council's response to the pandemic and the impact on the Gedling Plan.

7.2.2 Management Arrangements and Workforce Capacity

The Council approved a review of the senior management structure as part of its efficiency programme with a phased implementation timescale recognising the need to balance the requirements of delivering efficiencies with appropriate management capacity to ensure effective governance and the continued delivery of strategic objectives.

It was recognised at the outset that new ways of working will be required to ensure successful delivery and there is potential for some capacity reductions to arise during this period of change which may impact on governance compliance and service planning which will require appropriate prioritisation to ensure Gedling Plan delivery is aligned to resources and to maintain staff morale.

As detailed in paragraph 7.2.1 and 7.2.3, the risk to workforce capacity is further exacerbated by the impact of Covid-19 pandemic and resulting backlogs and the emerging cost of living of living crisis.

The Head of Internal Audit's opinion detailed at paragraph 6.4 identifies a concern about the timeliness of management responses to draft reports and the implementation of agreed audit actions. Staff capacity issues are acknowledged as a potential reason for this arising which need to be addressed.

ANNUAL STATEMENT OF ACCOUNTS 2022/23

ANNUAL GOVERNANCE STATEMENT

7.2.3 Economic Growth / Cost of Living Crisis

Both Brexit and Covid-19 had a major adverse impact on the economy and whilst effective vaccines improved the economic outlook, the related ongoing uncertainty continued to create major challenges for economic forecasting.

Overall the balance of risk to economic growth in the UK is now to the downside, with significant risks related to: labour supply shortages proving more enduring and depressing economic activity; inflationary pressures not being effectively controlled by monetary policy interventions; UK/EU trade agreements being effective.

The Council introduced a number of incentives to support staff and the public:

- Staff on lower grades were given a one-off cost of living payment of £250.
- The payment of £6.9m of mandatory energy bill rebates distributed in accordance with the Governments scheme to pay £150 to Households in council tax bands A to D.
- The payment of discretionary housing payments of £171,800, which has been distributed in accordance with eligibility criteria.
- The Council also made provision to alleviate the impact of some of the pressures for the most financially vulnerable residents and delivered £86,200 of Hardship relief to council taxpayers who are in receipt of Council Tax Reduction scheme support and an additional £49,100 to care leavers.

Key potential risk issues will be monitored via the established Risk Management process and include:

- a direct impact on service delivery and workforce capacity arising from increased service demand pressures and new initiatives to support vulnerable households.
- Interrupted supply chains directly affecting service delivery;
- Budget pressures due to rising inflation for example pay pressures, fuel and utilities, reduced fees and charges income.

7.2.4 The CIPFA Financial Management Code

CIPFA introduced the Financial Management Code (FM Code) 2019, which sets out for the first time, the standards of financial management for local authorities. Adoption of the Code was required from 1 April 2021 and was included the Annual Governance Statement (AGS) Action Plan for 2021/22. A self-assessment providing assurance that the standards of the FM Code are being met was considered by Audit Committee in September 2021 and some improvement actions were noted.

The implementation of the majority being implemented in 2021/22 and outstanding actions implemented in 2022/23 as detailed in the paragraphs below, including for example, implementation of the Officer Declarations of Interest process.

It should be noted that compliance with the FM Code is an ongoing requirement and new actions to both maintain and improve standards will be a normal feature of securing effective financial management and continuous improvement.

ANNUAL STATEMENT OF ACCOUNTS 2022/23

ANNUAL GOVERNANCE STATEMENT

7.2.5 Fraudulent Activity

A sophisticated fraud which took place over a number of decades, conducted by an individual with key inside knowledge of the council's financial systems using sophisticated techniques was discovered in July 2022.

Upon discovery of the fraud the individual was suspended and subsequently dismissed following a thorough investigation by the Council and its internal auditors (BDO), the Council co-operated with the relevant bodies and a prosecution commenced in 2024 with the individual being sentenced to 5 years imprisonment in October 2024.

The financial impact of the fraudulent activity has been quantified as £934,343. During 2022/23 £327,750 was recovered from Nottinghamshire Local Government Pension Scheme leaving a balance of £606,593 which is currently being pursued via an insurance claim.

Following discovery of the fraud the Council have conducted training for all staff in fraud awareness and commissioned an extensive internal audit and implemented numerous changes in its processes. Recent changes in legislation have also put more measures in place to prevent this type of fraud from happening in the future. 7.3 Action Plans

7.3.1 Review of Progress in 2022/23

The 2021/22 Annual Governance Statement (AGS) identified the following control or risk issues and some issues deferred from the previous year which whilst not significant were included, through its proactive and holistic approach to Governance. The progress is detailed below:

2022/23 AGS Actions:

- Officer Training – *A suitable training programme for staff will need to be developed following the outcome of the Constitution review, which would include training in financial management.*

The training programme commenced in 2019/20, covering Local Government Governance Basics; Reporting and Decision Making; Contract Standing Orders and Procurement; Contracts Risk Management; Members Code of Conduct. Further training was delivered during 2021/22 including Fraud Awareness Training. Due to the ongoing impact of Covid-19 response work, the adoption of the Constitution was completed in March 2022 and associated training will now take place in 2022/23 to include Financial Regulations, Contracts and Procurement Rules and the development of Fees and Charges.

Action: Chief Financial Officer and Monitoring Officer – Completed 2022/23.

- Officer Declaration of Interests – *The review of the Counter Fraud and Corruption Strategy identified improvements to the process for officer declaration of interests that was due to be implemented in 2021/22 but has been deferred due to the impact of the Covid-19 response work.*

Action: Chief Financial Officer and Monitoring Officer – Completed 2022/23

ANNUAL STATEMENT OF ACCOUNTS 2022/23

ANNUAL GOVERNANCE STATEMENT

- Sustainable Medium Term Financial Plan – A mid-year review of the Medium Term Financial Plan will be presented to Cabinet to consider the emerging risk of the economic downturn, increasing inflationary pressures and the war in Ukraine. To consider the impact of rising prices, including pay pressures, fuel and utilities, the potential adverse supply impacts on service delivery, and increasing service demand pressures from vulnerable households. A budget consultation will be completed during the summer to inform the development of the future Gedling Plan 2023-27 to ensure service priorities are aligned to the resources available.

Action: Chief Financial Officer/Senior Leadership Team – Completed in Autumn 22

- Workforce Capacity – To monitor the emerging risk of restrictions on workforce capacity to the delivery of the Gedling Plan and to governance compliance. Prioritise Gedling Plan actions to ensure alignment with resources available and to maintain staff morale. Workforce capacity is being impacted by: Covid-19 service impacts and the resulting backlog of service plan actions; implementation of the management restructure to deliver required efficiency savings requiring new ways of working to ensure success resulting in capacity reductions during this period of change; and the cost of living crisis increasing demands to support for vulnerable households.

Action: Senior Leadership Management Team - Ongoing

- Emergency Planning Arrangements and Business Continuity Plans – A review of emergency planning arrangements to incorporate lessons learned from the Covid-19 pandemic response and an update of all Business Continuity Plans to ensure they are fit for purpose for all business continuity risks. To include emergency planning training, in particular related to cyber risk.

Action: Head of Governance and Customer Services – Work continues into 2023/24.

- Audit Committees in Local Authorities – To review and adopt: the principles of CIPFA's Position Statement: Audit Committees in Local Authorities, which was published early in 2022/23 and aims to ensure that effective audit committee arrangements are in place in order to meet statutory responsibilities; the latest recommendations regarding independent audit committee members being proposed by Government following the Redmond Review and the introduction of the new Audit Reporting and Governance Authority. To determine and deliver appropriate training for committee members.

Action: Chief Financial Officer – Ongoing

- Financial Management Code Compliance Update – Ongoing monitoring of compliance with the Financial Management Code and implementation of planned actions.

Action: Chief Financial Officer – Ongoing

ANNUAL STATEMENT OF ACCOUNTS 2022/23

ANNUAL GOVERNANCE STATEMENT

Internal Audit Actions Implementation – to implement system improvements to support the monitoring and timely implementation of internal audit actions by management.

Action: Head of Finance and ICT - September 2022

7.3.2 Actions 2023/24

Based on our review of the Governance Framework, the following control and risk issues will be addressed in 2023/24. Whilst not all actions represent significant issues, all planned governance actions are included to provide a proactive and holistic approach to Governance:

- Sustainable Medium Term Financial Plan – A mid-year review of the Medium Term Financial Plan will be presented to Cabinet to consider the emerging risk of the economic downturn, increasing inflationary pressures and supply chain issues, and the war in Ukraine. To consider the impact of rising prices, including pay pressures, fuel and utilities, the potential adverse supply impacts on service delivery, and increasing service demand pressures from vulnerable households. A budget consultation will be completed during the summer to inform the development of the future Gedling Plan 2023-27 to ensure service priorities are aligned to the resources available.

Action: Chief Financial Officer/Senior Leadership Team – Ongoing

- Workforce Capacity – To monitor the emerging risk of restrictions on workforce capacity to the delivery of the Gedling Plan and to governance compliance. Prioritise Gedling Plan actions to ensure alignment with resources available and to maintain staff morale. Workforce capacity is being impacted by: Covid-19 service impacts and the resulting backlog of service plan actions; implementation of the management restructure to deliver required efficiency savings requiring new ways of working to ensure success resulting in capacity reductions during this period of change; and the cost of living crisis increasing demands to support for vulnerable households.

Action: Senior Leadership Management Team - Ongoing

- Emergency Planning Arrangements and Business Continuity Plans – A review of emergency planning arrangements to incorporate lessons learned from the Covid-19 pandemic response and an update of all Business Continuity Plans to ensure they are fit for purpose for all business continuity risks. To include emergency planning training, in particular related to cyber risk.

Action: Head of Governance and Customer Services - March 2024

- Audit Committees in Local Authorities – To review and adopt: the principles of CIPFA's Position Statement: Audit Committees in Local Authorities, which was published early in 2022/23 and aims to ensure that effective audit committee arrangements are in place in order to meet statutory responsibilities; the latest recommendations regarding independent audit committee members being

ANNUAL STATEMENT OF ACCOUNTS 2022/23

ANNUAL GOVERNANCE STATEMENT

proposed by Government following the Redmond Review and the introduction of the new Audit Reporting and Governance Authority. To determine and deliver appropriate training for committee members.

Action: Chief Financial Officer – March 2024

- Financial Management Code Compliance Update – *Ongoing monitoring of compliance with the Financial Management Code and implementation of planned actions.*

Action: Chief Financial Officer – March 2024

- Internal Audit Actions Implementation – *to implement system improvements to support the monitoring and timely implementation of internal audit actions by management.*

Action: Head of Finance and ICT - September 2024

- 7.4 We propose over the coming year to take steps to address the above matters to further enhance our governance arrangements. We are satisfied that these steps will address the need for improvements that were identified in our review of effectiveness and will monitor their implementation and operation as part of our next annual review.

Mike Hill
Chief Executive

Date:

John Clarke
Council Leader

Date:

ANNUAL STATEMENT OF ACCOUNTS 2022/23

This is the Unaudited Version, published by the
Financial Services Team.

Having trouble reading this?
Please call the Council's Communications Team on 0115 901 3801 if you
need it in large print, audio or another format.

This page is intentionally left blank

Financial Services

Civic Centre, Arnot Hill Park
Arnold, Nottingham NG5 6LU

Email: Tina.adams@gedling.gov.uk
Web: www.gedling.gov.uk
Direct Line: (0115) 901 3980
Contact
Centre:

Mazars LLP
Park View House
58 The Ropewalk
Nottingham
NG1 5DW

Our Ref:
Your Ref:

Date: 3 December 2024

Dear Sirs,

Gedling Borough Council - audit for year ended 31 March 2023

This representation letter is provided in connection with your audit of the financial statements of Gedling Borough Council (the Council) for the year ended 31 March 2023 for the purpose of expressing an opinion as to whether the financial statements give a true and fair view in accordance with the CIPFA/LASAAC Code of Practice on Local Authority Accounting in the United Kingdom 2020/21 (the Code) and applicable law.

I confirm that the following representations are made on the basis of enquiries of management and staff with relevant knowledge and experience (and, where appropriate, inspection of supporting documentation) sufficient to satisfy ourselves that I can properly make each of the following representations to you.

My responsibility for the financial statements and accounting information

I believe that I have fulfilled my responsibilities for the true and fair presentation and preparation of the financial statements in accordance with the Code and applicable law.

My responsibility to provide and disclose relevant information

I have provided you with:

- Access to all information of which we are aware that is relevant to the preparation of the financial statements such as records, documentation and other material;
- Additional information that you have requested from us for the purpose of the audit; and
- Unrestricted access to individuals within the Council you determined it was necessary to contact in order to obtain audit evidence.

I confirm as Chief Finance and Section 151 Officer that I have taken all the necessary steps to make me aware of any relevant audit information and to establish that you, as auditors, are aware of this information.

As far as I am aware there is no relevant audit information of which you, as auditors, are unaware.

Accounting records

I confirm that all transactions that have a material effect on the financial statements have been recorded in the accounting records and are reflected in the financial statements. All other records and related information, including minutes of all Council and committee meetings, have been made available to you.

Accounting policies

I confirm that I have reviewed the accounting policies applied during the year in accordance with the Code and International Accounting Standard 8 and consider these policies to faithfully represent the effects of transactions, other events or conditions on the Council's financial position, financial performance and cash flows.

Accounting estimates, including those measured at fair value

I confirm that any significant assumptions used by the Council in making accounting estimates, including those measured at current or fair value, are reasonable.

I confirm that I am satisfied that the actuarial assumptions underlying the valuation of pension scheme liabilities for IAS19 disclosures are consistent with my knowledge. I confirm that all settlements and curtailments have been identified and properly accounted for. I confirm that all significant retirement benefits have been identified and properly accounted for (including any arrangements that are statutory, contractual or implicit in the employer's actions, that arise in the UK or overseas, that are funded or unfunded).

Contingencies

There are no material contingent losses including pending or potential litigation that should be accrued where:

- information presently available indicates that it is probable that an asset has been impaired or a liability had been incurred at the balance sheet date; and
- the amount of the loss can be reasonably estimated.

There are no material contingent losses that should be disclosed where, although either or both the conditions specified above are not met, there is a reasonable possibility that a loss, or a loss greater than that accrued, may have been incurred at the balance sheet date.

There are no contingent gains not already disclosed.

All material matters, including unasserted claims, that may result in litigation against the Council have been brought to your attention. All known actual or possible litigation and claims whose effects should be considered when preparing the financial statements have

been disclosed to you and accounted for and disclosed in accordance with the Code and applicable law.

Laws and regulations

I confirm that I have disclosed to you all those events of which I am aware which involve known or suspected non-compliance with laws and regulations, together with the actual or contingent consequences which may arise therefrom.

The Council has complied with all aspects of contractual agreements that would have a material effect on the accounts in the event of non-compliance.

Fraud and error

I acknowledge my responsibility as Chief Finance and Section 151 Officer for the design, implementation and maintenance of internal control to prevent and detect fraud and error.

I have disclosed to you:

- All the results of my assessment of the risk that the financial statements may be materially misstated as a result of fraud;
- All knowledge of fraud or suspected fraud affecting the Council involving:
 - management and those charged with governance;
 - employees who have significant roles in internal control;
 - others where fraud could have a material effect on the financial statements.

I have disclosed to you all information in relation to any allegations of fraud, or suspected fraud, affecting the Council's financial statements communicated by employees, former employees, analysts, regulators or others.

Related party transactions

I confirm that all related party relationships, transactions and balances, have been appropriately accounted for and disclosed to you in accordance with the requirements of the Code and applicable law.

I have disclosed the identity of the Council's related parties and all related party relationships and transactions of which I am aware.

Impairment review

To the best of my knowledge, there is nothing to indicate that there is a permanent reduction in the recoverable amount of the property, plant and equipment and intangible assets below their carrying value at the balance sheet date. I have considered the impact of Covid-19 on the Council's Investment Properties. An impairment review is therefore not considered necessary.

Charges on assets

All the Council's assets are free from any charges exercisable by third parties except as disclosed within the financial statements.

Future commitments

I am not aware of any plans, intentions or commitments that may materially affect the carrying value or classification of assets and liabilities or give rise to additional liabilities.

Subsequent events

I confirm all events subsequent to the date of the financial statements, and for which the Code and applicable law require adjustment or disclosure, have been adjusted or disclosed.

Should further material events occur after the date of this letter which may necessitate revision of the figures included in the financial statements or inclusion of a note thereto, I will advise you accordingly.

Covid-19

I confirm that I have carried out an assessment of the on-going impact of the Covid-19 Virus pandemic on the Council, including the impact of mitigation measures and uncertainties, and that the disclosure in the Statement of Accounts fairly reflects that assessment.

Brexit

I confirm that I have carried out an assessment of the potential impact of the United Kingdom leaving the European Union, including the potential outcomes at the end of the Implementation Period, and that the disclosure in the Statement of Accounts fairly reflects that assessment.

Going concern

To the best of my knowledge there is nothing to indicate that the Council will not continue as a going concern in the foreseeable future. The period to which I have paid particular attention in assessing the appropriateness of the going concern basis is not less than twelve months from the date of approval of the accounts.

I have updated our going concern assessment in light of the on-going Covid-19 pandemic. I continue to believe that the Council's financial statements should be prepared on a going concern basis and have not identified any material uncertainties related to going concern on the grounds that current and future sources of funding or support will be more than adequate for the Council's needs. I believe that no further disclosures relating to the Council's ability to continue as a going concern need to be made in the financial statements.

Annual Governance Statement

I am satisfied that the Annual Governance Statement (AGS) fairly reflects the Council's risk assurance and governance framework and I confirm that I am not aware of any significant risks that are not disclosed within the AGS.

Narrative report

The disclosures within the Narrative Report fairly reflect my understanding of the Council's financial and operating performance over the period covered by the financial statements.

Unadjusted misstatements

I confirm that the effects of the uncorrected misstatements set out at Appendix A are immaterial, both individually and in aggregate, to the financial statements as a whole.

Yours faithfully,

Councillor Kyle Robinson-Payne
Chair of the Audit Committee

Date:

Tina Adams
Chief Finance and Section 151 Officer

Date:



Arrangements to Secure Value for Money - Progress

Gedling Borough Council – years ended 31 March 2022 and 31 March 2023

November 2024

Introduction

Our work on VFM arrangements is substantially well progressed and this report was produced at a point in time to meet the Audit Committee date. Under the current guidance, the Auditor's Annual Report, which finalises the VFM commentary is to be issued within 3 months of the date of issuing the audit report. We are on track to meet that deadline.

This report, therefore, represents our findings to date, with some residual work to complete through our quality control arrangements.

We shall issue a final report once our work is fully complete.

VFM arrangements

Overall Summary



VFM arrangements – Overall summary

Approach to Value for Money arrangements work

We are required to consider whether the Council has made proper arrangements for securing economy, efficiency and effectiveness in its use of resources. The NAO issues guidance to auditors that underpins the work we are required to carry out and sets out the reporting criteria that we are required to consider. The reporting criteria are:



Financial sustainability - How the Council plans and manages its resources to ensure it can continue to deliver its services.



Governance - How the Council ensures that it makes informed decisions and properly manages its risks.



Improving economy, efficiency and effectiveness - How the Council uses information about its costs and performance to improve the way it manages and delivers its services.

Our work is carried out in three main phases.

Phase 1 - Planning and risk assessment

At the planning stage of the audit, we undertake work so we can understand the arrangements that the Council has in place under each of the reporting criteria; as part of this work we may identify risks of significant weaknesses in those arrangements.

We obtain our understanding of arrangements for each of the specified reporting criteria using a variety of information sources which may include:

- NAO guidance and supporting information
- Information from internal and external sources including regulators
- Knowledge from previous audits and other audit work undertaken in the year
- Interviews and discussions with staff and directors

Although we describe this work as planning work, we keep our understanding of arrangements under review and update our risk assessment throughout the audit to reflect emerging issues that may suggest there are further risks of significant weaknesses.

Phase 2 - Additional risk-based procedures and evaluation

Where we identify risks of significant weaknesses in arrangements, we design a programme of work to enable us to decide whether there are actual significant weaknesses in arrangements. We use our professional judgement and have regard to guidance issued by the NAO in determining the extent to which an identified weakness is significant.

Phase 3 - Reporting the outcomes of our work and our recommendations

We are required to provide a summary of the work we have undertaken and the judgments we have reached against each of the specified reporting criteria in this Auditor's Annual Report. We do this as part of our Commentary on VFM arrangements which we set out for each criteria later in this section.




We also make recommendations where we identify weaknesses in arrangements or other matters that require attention from the Council. We refer to two distinct types of recommendation through the remainder of this report:

- **Recommendations arising from significant weaknesses in arrangements** - We make these recommendations for improvement where we have identified a significant weakness in the Council arrangements for securing economy, efficiency and effectiveness in its use of resources. Where such significant weaknesses in arrangements are identified, we report these (and our associated recommendations) at any point during the course of the audit.
- **Other recommendations** - We make other recommendations when we identify areas for potential improvement or weaknesses in arrangements which we do not consider to be significant but which still require action to be taken.

The table on the following page summarises the current findings against each reporting criteria, including whether we have identified any significant weaknesses in arrangements or made other recommendations.

VFM arrangements – Overall summary

Overall summary by reporting criteria – position as at November 2024

Reporting criteria	Commentary page reference	Identified risks of significant weakness?	Actual significant weaknesses identified?	Other recommendations made?
 Financial sustainability	6	2021/22: No	2021/22: No	2021/22: No
		2022/23: No	2022/23: No	2022/23: No
 Governance	10	2021/22: Yes	2021/22: Yes	2021/22: No
		2022/23: Yes	2022/23: Yes	2022/23: No
 Improving economy, efficiency and effectiveness	13	2021/22: No	2021/22: No	2021/22: No
		2022/23: No	2022/23: No	2022/23: No

Page 375

VFM arrangements

Financial Sustainability

How the body plans and manages its resources to ensure it can continue to deliver its services

Page 376



VFM arrangements – Financial Sustainability

Draft commentary on Financial Sustainability

Significant weaknesses identified in 2020/21	Nil
Significant weaknesses identified in 2021/22	Nil
Significant weaknesses identified in 2022/23	Nil

Position brought forward from 2020/21

There are no indications of a significant weakness in the Council's arrangements for financial sustainability brought forward from 2020/21. The Council's underlying arrangements in relation to financial sustainability are not significantly different in 2021/22 or 2022/23.

Overall responsibilities for financial governance

The Council has a statutory duty to approve a balanced budget each year. Portfolio budget holders are then required to identify savings plans to reduce current expenditure, and these savings plans are subject to discussion and approval by finance. The Council sets an annual budget based on existing directorate budgets and priorities (i.e. prior year outturn rolled forward and adjusted for known changes at a service level). These are then reviewed to identify budget pressures/service priorities and external factors (e.g. new central government requirements).

As part of the process, Officers also undertake consultation with the local community to identify areas of spending priority. Once produced the draft budget is then discussed informally with members to identify further areas of service development or where expenditure may be cut.

We have conducted a review of the Council's overall governance framework, including Council and committee reports, the Annual Governance Statement, and the draft Statement of Accounts for 2021/22 and 2022/23. This review has confirmed that the Council has fulfilled its responsibility to define the strategic aims and objectives, approve budgets, and monitor financial performance against budgets and plans to best meet the needs of the Council's service users.

Quarterly budget and financial monitoring reports are produced and reported to the Cabinet. Finance Managers work with Directorate Teams and Budget Holders to ensure that budget variances are explained, and appropriate corrective action taken.

Based on the above we are not concerned about the Council's ability to communicate accurate and timely

management information. Arrangements for financial sustainability are in line with those expected of a district council. We have not found any evidence that the Council is using unsustainable methods of relieving financial pressures or one-off accounting measures to meet year-end targets.

2021/22 and 2022/23 Outturn

We have reviewed the General Fund revenue outturn for 2021/22 as presented to Cabinet in July 2022, showing an underspend of £318,100 against the current approved Net Council Budget. We reviewed the comparable report for 2022/23 presented to the Cabinet in July 2023, which showed an net underspend of £213.633 against the current approved Net Council Budget and 2022/23.

We also analysed useable reserves per the financial statements show:

- General Fund balances of £10.7m at 31 March 2022, and £6.966m at March 2023
- Useable capital reserves of £6.8m in 2021/22 and £6.9m in 2022/23

	31-Mar-19	31-Mar-20	31-Mar-21	31-Mar-22	31-Mar-23
General Fund Balance	5,161	3,909	7,923	4,592	766
Earmarked GF Reserves	6,794	5,981	8,030	6,122	6,200
Total revenue reserves	11,955	9,890	15,953	10,714	6,966
Capital Reserves	1,413	1,655	3,341	6,770	6,936
Total usable reserves	13,368	11,545	19,294	17,484	13,902

The Council's outturn position does not present a risk of significant weakness in arrangements

VFM arrangements – Financial Sustainability

2021/22 and 2022/23 Budget Setting and Medium Term Financial Plan

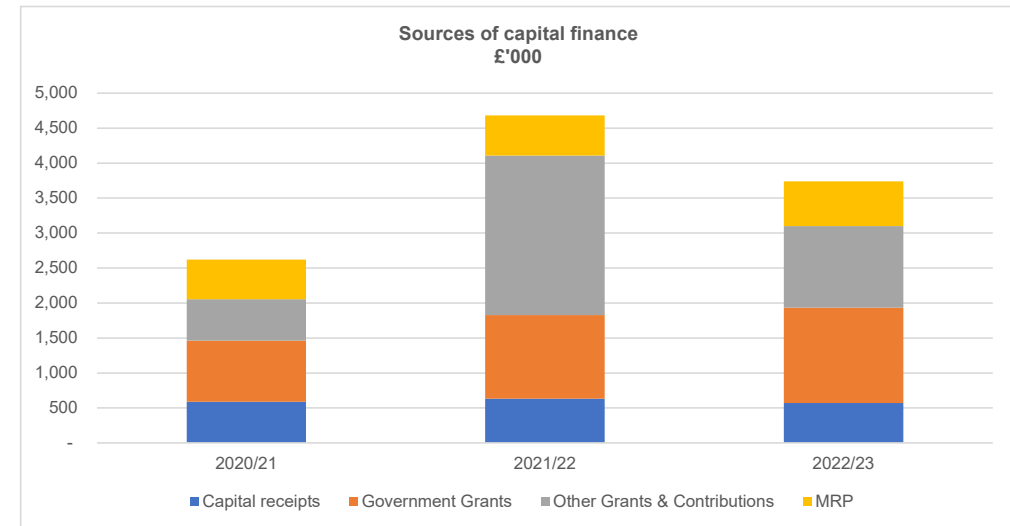
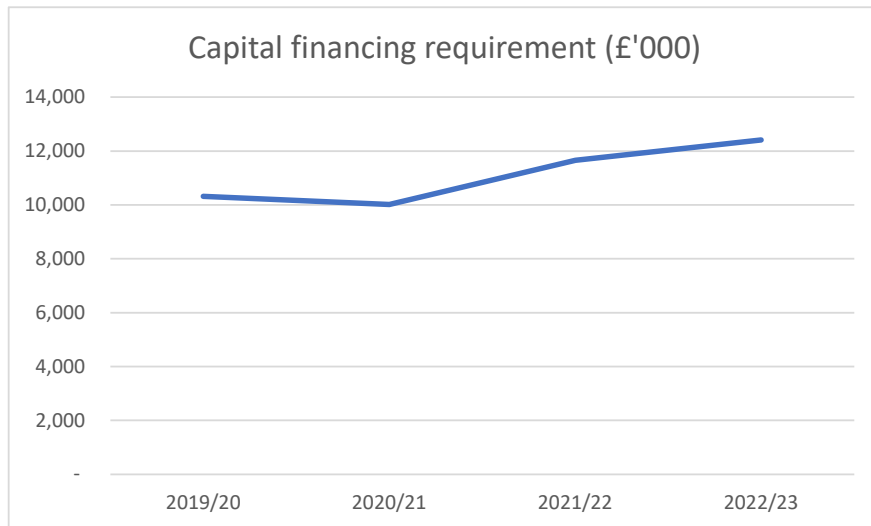
We have reviewed the budget setting process in respect of the 2021/22 and 2022/23 financial years, including the Medium Term Financial Plan (MTFP), and have identified no concerns. The MTFP provides the overarching framework for the Council to plan and manage its financial resources in alignment with the Council's vision and strategic priorities. The MTFP integrates revenue allocations, savings targets and capital investment, providing the budget for the next financial year and indicative budgets for future council tax levels. The report presented to the full council meeting in January 2023 demonstrated that adequate arrangements were in place for budget setting and management, reflecting changes and does not present a risk of significant weakness in arrangements.

The Council's capital expenditure and financing

The Council's arrangements for setting and monitoring capital expenditure are consistent with those of the previous year and are deemed to be adequate.

We considered the Council's capital financing requirement as set out in Note 12 of the 2021/22 and 2022/23 Statement of Accounts which has gone from £10,313k in 2019/20 to £12,412k in 2022/23, representing an increased need to borrow to finance capital expenditure. We also considered the sources of capital finance in the capital programme, which shows over the past four years capital spend has been mainly financed through grants and contributions. We have not identified a risk of significant weakness in arrangements.

Page 378



VFM arrangements – Financial Sustainability

Financial sustainability and revenue reserves

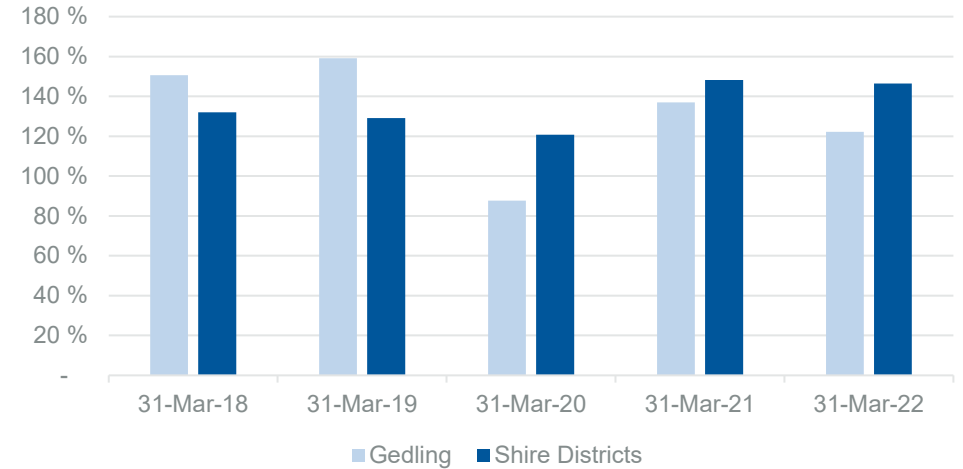
The purpose of the Council's general fund reserve is to meet costs arising from any unplanned or emergency events. It also acts as a financial buffer to help mitigate against the financial risks the Council faces and can be used to a limited degree to 'smooth' expenditure on a one-off basis across years. Whereas earmarked reserves, are set aside for specific purposes.

We have also performed a more detailed review of the Council's revenue reserves:

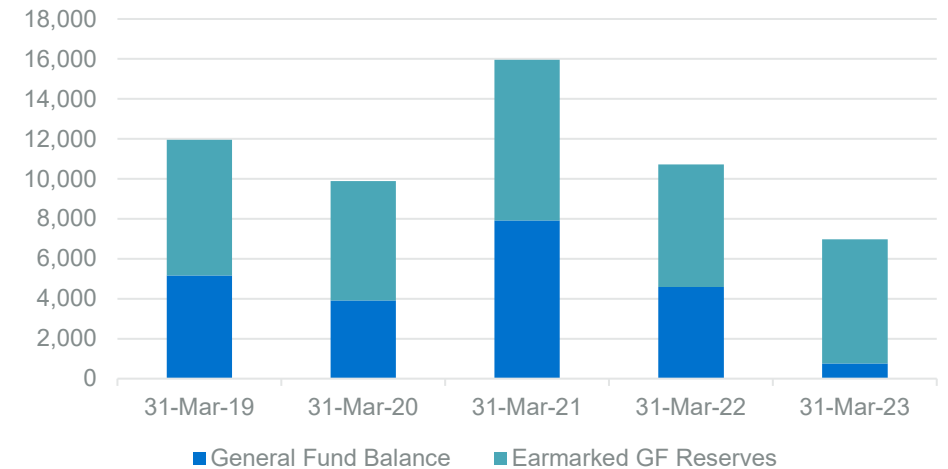
1. We reviewed data published in May 2023 by the Department for Levelling Up, Housing and Communities on Local authority general fund earmarked and unallocated reserve levels, 2017 -18 to 2021-22. The Council's reserves have generally been above the median compared to district councils since 2018 (top chart).
2. Through a review of the financial statements, we have considered the Council's revenue reserves over time (bottom chart).

The Council's Reserves position does not give us cause for immediate concern in relation to a risk of significant weakness in arrangements to secure financial sustainability for the year ended 31 March 2022 or 2023. However, revenue reserves are on a decline through to 31 March 2023 and require oversight through the development of future medium term financial plans.

Un-ringfenced reserve as % of Net Revenue Expenditure - median



Useable Revenue Reserves: Gedling Borough Council (£000s)



VFM arrangements

Governance

How the body ensures that it makes informed decisions and properly manages its risks

Page 380



VFM arrangements – Governance

Risks of significant weaknesses in arrangements in relation to Governance

We have outlined below the risks of significant weaknesses in arrangements that we have identified as part of our continuous planning procedures, and the work undertaken to respond to each of those risks.

Risk of significant weakness in arrangements	Work undertaken and the results of our work
<p>Fraud & Internal Control: Allegations of fraudulent behaviour by Council Officers.</p> <p>As set out in our progress report from February 2023, Nottinghamshire Police are investigating an alleged case of "significant" fraud involving a Gedling Borough Council officer member. The alleged fraud was uncovered by the Council and reported to the police. We believe the allegations present a risk of significant weakness in the Council's arrangements for Governance (how the body ensures that it makes informed decisions and properly manages its risks).</p>	<p>Work undertaken</p> <p>Our work included, but was not limited to:</p> <ul style="list-style-type: none">• Reviewing relevant internal audit reports;• Regular discussions with Officers and Internal Audit and the police investigation team• Review of committee minutes and agendas. <p>Results of our work</p> <p>In October 2024, a former officer of the Council, who was dismissed in 2022, was found guilty of fraud by abuse of position and obtaining money transfers by deception over a period of nearly 19 years. The identified fraudulent transactions totalled almost £1m.</p> <p>In June 2023, we issued a progress report to the Council explaining that, whilst our work on the financial statements for the year ended 31 March 2022 was substantially complete, the identification of actual fraud meant we were unable to continue our work until the extent of the issue could be reasonably determined.</p> <p>Through our discussions with officers, we are aware that, on initial identification of the fraud, the Council took various action, including informing the police, introducing compensatory controls. In August 2022, the Council engaged forensic specialists to assess the situation and requested Internal Audit to review of the IT environment relating to financial controls. This latter review, which commenced in April 2023 and concluded in January 2024, highlighted a range of significant deficiencies in financial controls for the year ending 31 March 2022 and 31 March 2023.</p> <p>We met with the internal auditors and reviewed the reports issued, confirming that, in March 2024, the Audit Committee received the Internal Audit report covering the review of Agresso IT Controls and the control weaknesses in the set-up of the finance system. From our meetings and review, we noted there were significant control deficiencies in relation to the segregation of duties and the privileged access given to this individual within the ledger system Agresso. These deficiencies have also hampered our ability to complete the financial statement audit.</p> <p>We also considered progress of the court case, including the ultimate conviction and sentencing in October 2024. In doing so, we considered whether the fraud losses were a risk to the Council's financial sustainability: overall, given the values involved and the steps taken, including further action, to reclaim funds, we are satisfied this does not present a risk of significant weakness in arrangements for financial sustainability.</p> <p>Conclusion</p> <p>In our view, the control deficiencies are indicative a risk of significant weakness in governance arrangements, including how the body monitors and assesses risk and how the body gains assurance over the effective operation of internal controls, including arrangements to prevent and detect fraud, that has led to a significant impact on the quality or effectiveness of the Council's reputation.</p>

VFM arrangements – Governance

Draft commentary on the Governance reporting criteria - continued

Overall commentary on the Governance reporting criteria

The Council has a duty under the Local Government Act 1999 to make arrangements to secure continuous improvement in the way it discharges its functions, having regard to a combination of effectiveness, economy and efficiency. In doing so, it is responsible for making proper arrangements for the governance of its affairs, the effective exercise of its functions and arrangements for the management of risk. The Council's core decision-making structure and arrangements are set out in detail within the Council's Constitution. Gedling's arrangements are broadly in line with expectations for a district council, with the notable exception of the weakness in arrangements identified above. Gedling Borough Council has adopted a local code of corporate governance which is consistent with the principles of the CIPFA/SOLACE Framework Delivering Good Governance in Local Government (2016). This has been updated and approved by Members for 2021/22, 2022/23 and 2023/24.

Financial Governance

The Council's Medium Term Financial Plan is subject to regular review and analyses the impact of income and expenditure. Performance forecasts are monitored and assessments completed on an ongoing basis throughout the year. Since 2014/15, the Council has approved six separate efficiency programmes, with a net total of £7.0m, after allowing for risk provision. The 2023/24 efficiency programme has a total value of £443,500. The budget includes an additional risk provision of £50,000 to manage the inherent risks of efficiency programme delivery and a Transformation Fund budget of £50,000 to facilitate the implementation of the overall programme. There is no evidence of unreasonable assumptions or unachievable savings in the MTFP.

Risk Management Framework

The Council has established risk management and monitoring arrangements. The Council's Audit Committee is responsible for providing independent assurance to the Council on the adequacy of the risk management framework and internal control environment. We have reviewed evidence and confirmed that the Audit Committee meets regularly and reviews its programme of work to maintain a focus on key aspects of governance and internal control. The Council has defined the level of risk exposure that it thinks is acceptable in its Risk Appetite Statement. We have reviewed the Corporate Risk Management Scorecard for Q4 2021/22 which notes the progress of actions identified within the Corporate Risk Register. While some risks are identified, none indicate a risk of significant weakness in arrangements.

Internal Control

The Three Lines of Defence Model is a commonly held evaluation of how organisations develop arrangements to support effective risk management and governance.

1. Operational management, including designing, operating, and implementing controls
2. Risk management and compliance functions, reporting to senior management
3. Internal audit, providing independent assurance and examination of controls, governance, and risk strategies

The Council's internal audit function is outsourced to BDO, who report to the Council, via the Audit Committee, on the adequacy and effectiveness of the internal control system. We have reviewed reports from the internal auditor including the Internal Audit Annual Report and Annual Statement of Assurance for 2022/23 as well as Internal Audit's confidential additional review on IT Agresso Controls from January 2024.

For 2021/22 Internal Audit provided "moderate assurance that there is a sound system of internal control, designed to meet the Council's objectives and that controls are being applied consistently" and "Limited Assurance of its [the Council's] system of controls" in 2022/23.

We also noted that internal audit had carried out a review on the Council's Main Financial Systems in 2021/22 which concluded there was "substantial assurance" over controls in relation to payroll, accounts receivable and accounts payable. We have read the report, which was received by the Audit Committee in March 2022, noting the terms of reference included:

- Testing a sample of journals for authorisation
- Testing a sample of control account reconciliations
- Examining access controls, including obtaining a report of user access rights and confirm only appropriate members of staff within the finance function have write access to the general ledger

The report provided the Council with "substantial assurance", although did raise some low-risk findings, including control account reconciliations and timely review of journals. As set out in the Internal Audit Annual report taken to the audit committee in September 2023, a review of the Main Financial Systems focused on treasury management and payroll was finalised in September 2023 and gave "moderate" assurance.

Internal Audit's review of the financial ledger, as set out on the previous page, was issued in January 2024 and highlights significant deficiencies in the control environment, specifically referencing access rights.

Overall, Internal Audit acts as the third line of defence, but given the fraud and subsequent issues identified from a more in-depth review of the IT control environment, the Council needs to better collaborate, engage and tailor a work programme to assess risk and ensure the scope of work fully addresses the organisations needs.

VFM arrangements

Improving Economy, Efficiency and Effectiveness

How the body uses information about its costs and performance to improve the way it manages and delivers its services



VFM arrangements – Improving Economy, Efficiency and Effectiveness

Risks of significant weaknesses in arrangements in relation to Improving Economy, Efficiency and Effectiveness

Significant weakness in 2020/21	Nil
Significant weaknesses identified in 2021/22	Nil
Significant weaknesses identified in 2022/23	Nil

Draft commentary on Improving Economy, Efficiency and Effectiveness

Position brought forward from 2020/21

As detailed in the table above, there are no indications of a significant weakness in the Council's arrangements carried over from the previous year. Furthermore, we do not believe that the significant weakness identified in relation to governance will have an impact on this reporting area, as it does not affect headings such as partnerships or performance management.

Performance management

The Council maintains a 'Gedling Plan' (refreshed for 2024-2027) against which performance is monitored against the key priorities of Economy, Community, Place and The Council. Each of the areas have a detailed delivery plan in place with specific indicators to measure success. The Council produces an annual report that summarises key achievements and performance measures against the Plan that is approved by Cabinet each year.

We have reviewed the 2022/23 report presented to Cabinet by the SLT on 6th July 2023: in addition to the 32 performance indicators monitored on a quarterly basis, there are 12 indicators reported on an annual basis. Overall performance is positive, with 25 of the indicators either meeting or exceeding target. Four were slightly below target, and only three indicators missed their target. We do not consider these areas to represent a risk of significant weakness. The remaining 12 were tracking indicators. It's noted that for all of the areas an action plan has been developed, with measurable success criteria and an indicator of direction of travel. This allows the Council to monitor successful delivery and identify any areas where corrective action is required.

Peer review and external regulators

The Council received a LGA Corporate Peer Review in June 2022 which had some recommendations, however no indications of significant weaknesses in arrangements.

The Local Government and Social Care Ombudsman (LGSCO) is the independent body responsible for investigating complaints made against public bodies where it is alleged there has been maladministration causing injustice. LGSCO reported that between 1 April 2022 and 31 March 2023, the Council received a total of 404 complaints, which is a reduction in 107 complaints from the 511 received in 2021/22. Whilst complaint levels still sit at a slightly higher level than precovid complaint levels, (379 in 2012/20) the overall trend is showing a reduction. Of all complaints received 33% were upheld or partially upheld at stage 1, which is a 1% increase from 2021/22. The Council has received 225 compliments in 2022/23 a slight decrease from the 234 received last year. The one upheld complaint related to missed garden waste collections for one individual, who was subsequently compensated. We do not consider this to represent a risk of significant weakness in arrangements.

Procurement

The Council has a Procurement Strategy which outlines how the procurement of goods, works and services is achieved. These documents provide a corporate framework for the procurement of goods, works and services. There are also controls in place designed to ensure that all procurement activity is conducted with openness, honesty and accountability. Our work on the financial statements has not identified any significant internal control deficiencies.

VFM arrangements

Identified significant weaknesses in arrangements and our recommendations

Page 385



VFM arrangements - Identified significant weaknesses and our recommendations

Identified significant weaknesses in arrangements and recommendations for improvement

As a result of our work, we have identified significant weaknesses in the Council's arrangements to secure economy, efficiency and effectiveness in its use of resources. These identified weaknesses have been outlined in the table below and will be finalised in our audit report.

Identified significant weakness in arrangements	Financial sustainability	Governance	Improving the 3Es	[Draft] Recommendation for improvement
<p>Fraud and Internal Control</p> <p>As referred to in the Annual Governance Statement, in October 2024, a former officer of the Council, who was dismissed in 2022, was found guilty of fraud by abuse of position and obtaining money transfers by deception over a period of nearly 19 years. The identified fraudulent transactions totalled almost £1m.</p> <p>On initial identification of the fraud, the Council took various action, including informing the police, introducing compensatory controls. In August 2022, the Council engaged forensic specialists to assess the situation and requested Internal Audit to review of the IT environment relating to financial controls. This latter review, which commenced in April 2023 and concluded in January 2024, highlighted a range of significant deficiencies in financial controls for the year ending 31 March 2022 and 31 March 2023.</p> <p>In our view, these deficiencies exposed the Council to a significant weakness in governance arrangements, including how the body monitors and assesses risk and how the body gains assurance over the effective operation of internal controls, including arrangements to prevent and detect fraud, that has led to a significant impact on the quality or effectiveness of the Council's reputation.</p>		<ul style="list-style-type: none"> ● 		<p>The Council should continue to implement all remaining recommendations raised by Internal Audit to address all aspects of the control environment and put in place arrangements to test the effectiveness of the controls on a periodic basis, including any adjustments for changes in systems or processes that may have occurred.</p>

Contact

Forvis Mazars

Mark Surridge

Key Audit Partner

mark.surridge@mazars.co.uk

Jennie Norman

Audit Manager

jennifer.norman@mazars.co.uk

Page 387

Forvis Mazars LLP is the UK firm of Forvis Mazars Global, a leading global professional services network. Forvis Mazars LLP is a limited liability partnership registered in England and Wales with registered number OC308299 and with its registered office at 30 Old Bailey, London, EC4M 7AU. Registered to carry on audit work in the UK by the Institute of Chartered Accountants in England and Wales. Details about our audit registration can be viewed at www.auditregister.org.uk under reference number C001139861. VAT number: GB 839 8356 73

© Forvis Mazars 2024. All rights reserved.

This page is intentionally left blank